



US 20170182066A1

(19) **United States**

(12) **Patent Application Publication**  
**PAN et al.**

(10) **Pub. No.: US 2017/0182066 A1**

(43) **Pub. Date: Jun. 29, 2017**

(54) **METHODS AND COMPOSITIONS RELATED TO GLUCOCORTICOID RECEPTOR ANTAGONISTS AND BREAST CANCER**

continuation of application No. 13/071,363, filed on Mar. 24, 2011, now Pat. No. 8,710,035.

(60) Provisional application No. 61/317,182, filed on Mar. 24, 2010.

(71) Applicant: **The University of Chicago**, Chicago, IL (US)

**Publication Classification**

(72) Inventors: **Deng PAN**, Chicago, IL (US); **Masha KOCHERGINSKY**, Chicago, IL (US); **Suzanne D. CONZEN**, Park Ridge, IL (US)

(51) **Int. Cl.**  
*A61K 31/575* (2006.01)  
*A61K 31/337* (2006.01)

(52) **U.S. Cl.**  
CPC ..... *A61K 31/575* (2013.01); *A61K 31/337* (2013.01)

(21) Appl. No.: **15/448,827**

(22) Filed: **Mar. 3, 2017**

(57) **ABSTRACT**

**Related U.S. Application Data**

Embodiments of the invention are directed to methods of determining the prognosis of a breast cancer patient by evaluating the activity of the glucocorticoid receptor in tumor cells. Other embodiment include methods of treating breast cancer cells, particularly, chemo-resistant cells, with a glucocorticoid receptor antagonist and an anticancer agent or compound.

(63) Continuation of application No. 14/296,127, filed on Jun. 4, 2014, now Pat. No. 9,623,032, which is a continuation of application No. 14/172,051, filed on Feb. 4, 2014, now Pat. No. 9,149,485, which is a

**Primary human breast ductal epithelium, DCIS (60%)  
invasive human cancers (~30-40%) exhibit significant  
glucocorticoid receptor expression**

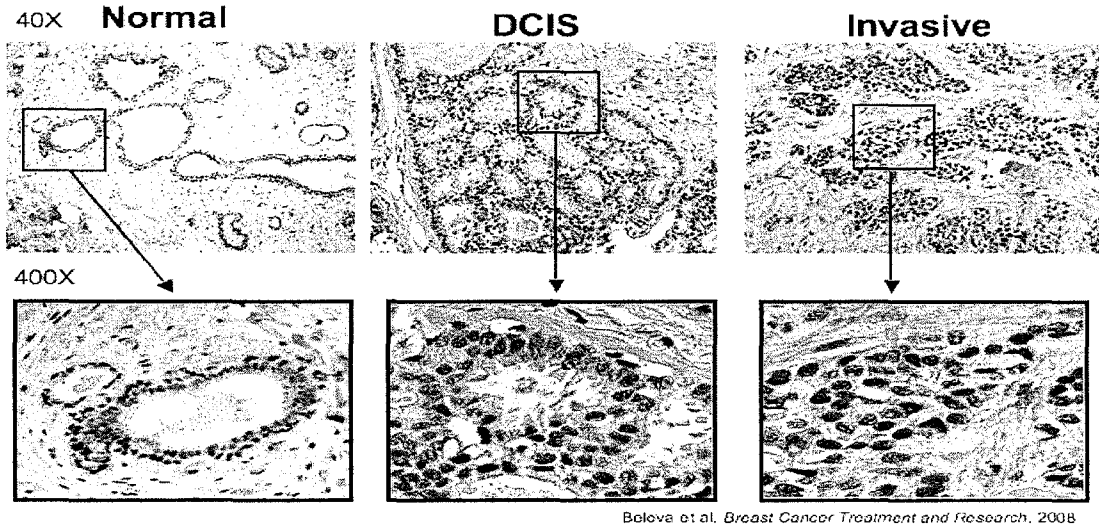


FIG. 1


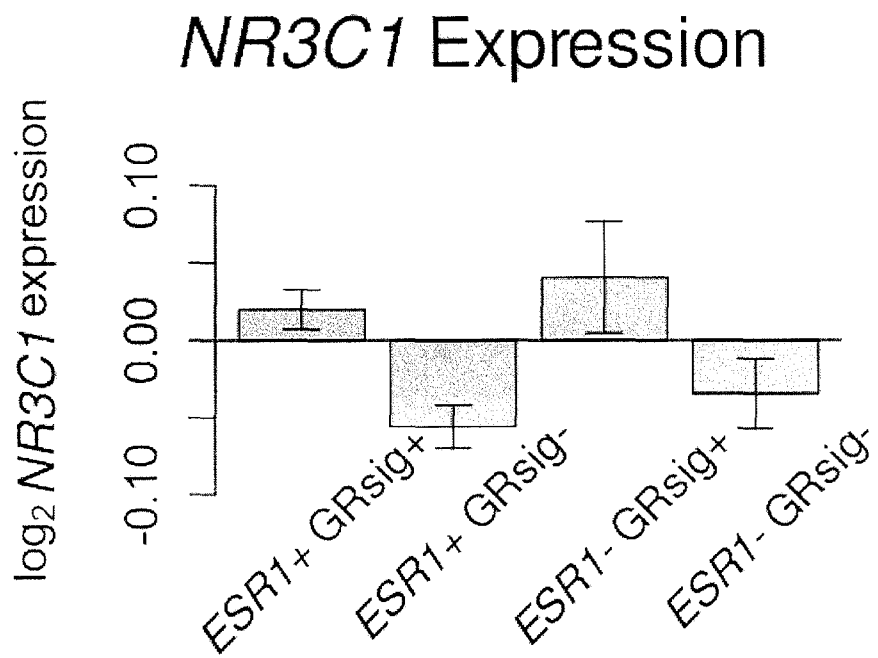


FIG. 2



**FIG. 3**

### NKI-295 RFS by Signiture

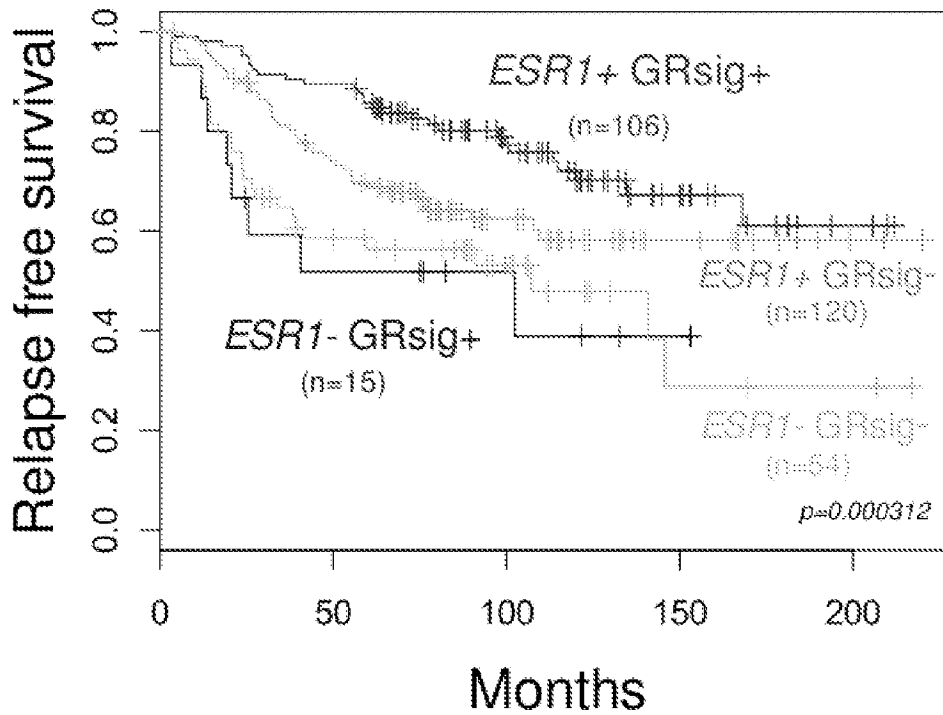


FIG. 4

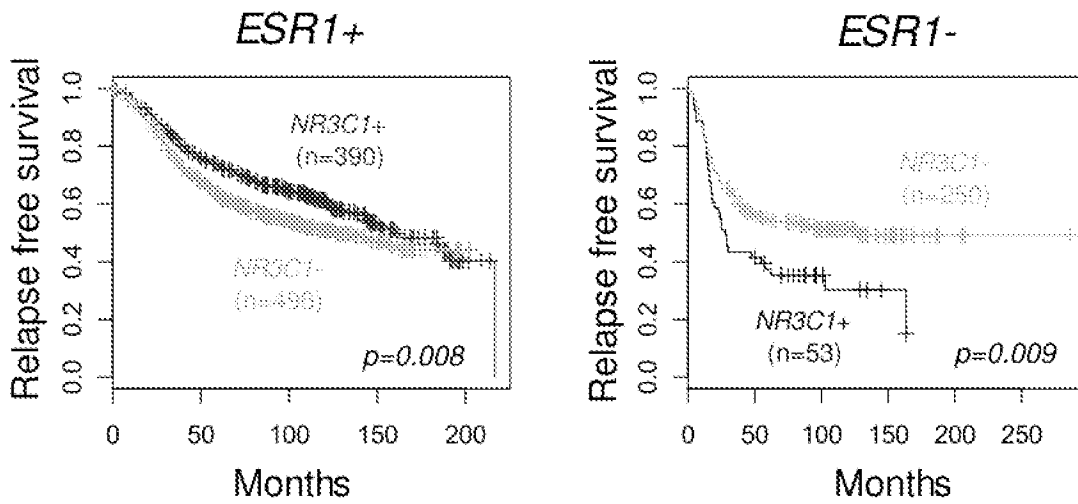


FIG. 5

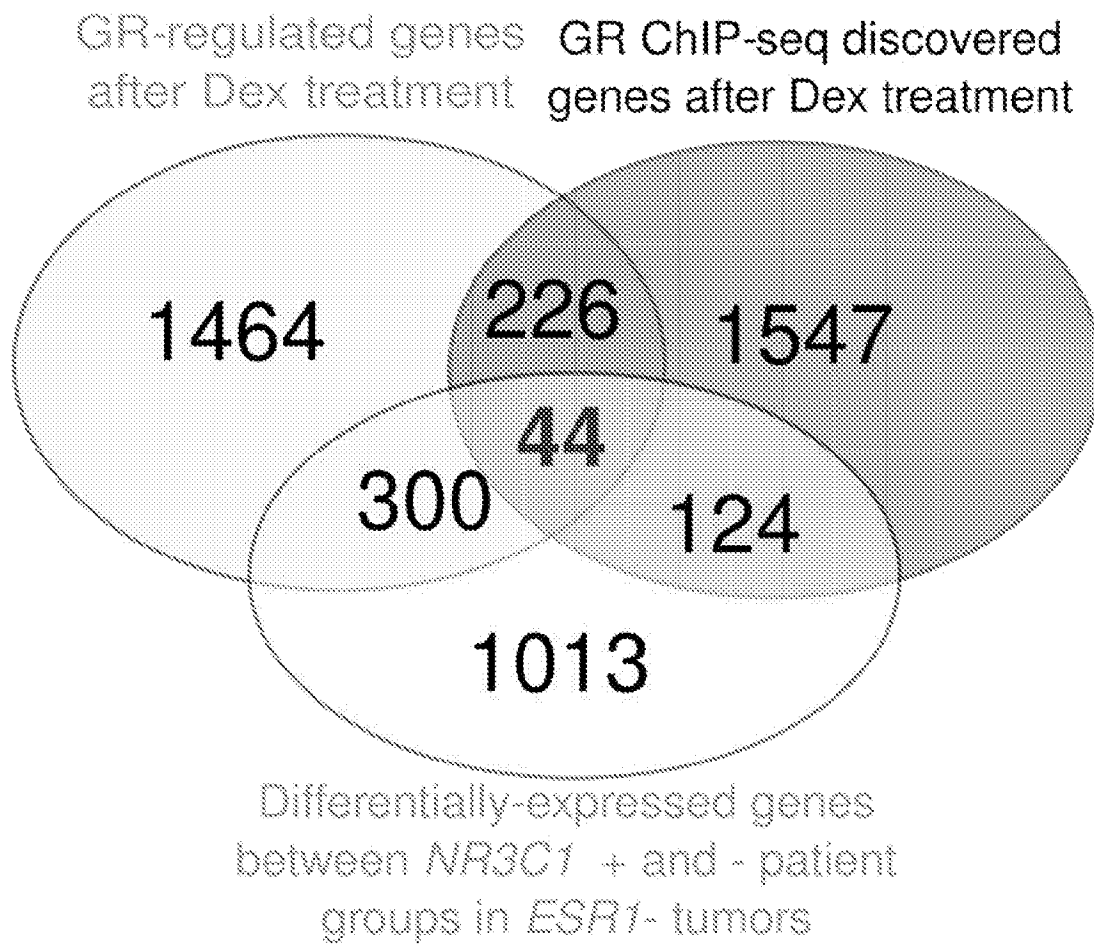
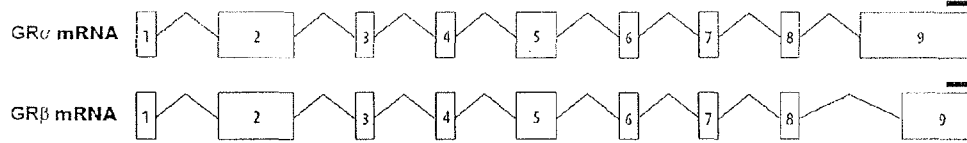


FIG. 6



Query = GR alpha  
Length=6784

18665 = GR beta

ALIGNMENTS

Query	1	GGCGCCGCTCCACCCGCTCCCCGCTCGGTCCCGCTCGCTCGCCCAGGCCGGGTGCCCT	60
18665	1	GGCGCCGCTCCACCCGCTCCCCGCTCGGTCCCGCTCGCTCGCCCAGGCCGGGTGCCCT	60
Query	61	TTCGCGTGTCCGCGCTCTCTTCCCTCCGCCCGCCCTCCFCCATTTGCGAGCTCGTGTC	120
18665	61	TTCGCGTGTCCGCGCTCTCTTCCCTCCGCCCGCCCTCCFCCAFTTTGCGAGCTCGTGTC	120
Query	121	TGTGACGGGAGCCCGAGTCACCGCCTCGCCGTCGGGACGGATTCTGTGGGTGGAAGGAG	180
18665	121	TGTGACGGGAGCCCGAGTCACCGCCTCGCCGTCGGGACGGATTCTGTGGGTGGAAGGAG	180
Query	181	ACGCCGACGCCGAGCGGCCGAAGCAGCTGGGACCGGGACGGGGACCGCGCCCGGAAC	240
18665	181	ACGCCGACGCCGAGCGGCCGAAGCAGCTGGGACCGGGACGGGGACCGCGCCCGGAAC	240
Query	241	CTCGACCCGCGGAGCCCGCGCGGGCGGAGGGCTGGCTTGTGACTGGGCAATGGGAGA	300
18665	241	CTCGACCCGCGGAGCCCGCGCGGGCGGAGGGCTGGCTTGTGACTGGGCAATGGGAGA	300
Query	301	CFTTCTTAAATAGGGGCTCTCCCCCACCCTATGGAGAAAGGGCGGCTGTTACTTCCTT	360
18665	301	CFTTCTTAAATAGGGGCTCTCCCCCACCCTATGGAGAAAGGGCGGCTGTTACTTCCTT	360
Query	361	tttttAGaaaaaaaaaTATAFTTCCCTCCFCTCTTCTGCGTTCACAAGCTAAGTTGT	420
18665	361	TFTTTAGAAAAAAAAAATATAFTTCCCTCCFCTCTTCTGCGTTCACAAGCTAAGTTGT	420
Query	421	TTATCTCGGCTGCGGCGGGAAGTGCAGCAGTGGCGGGCGAGCGGCTCCTCTGCCAGAGT	480
18665	421	TTATCTCGGCTGCGGCGGGAAGTGCAGCAGTGGCGGGCGAGCGGCTCCTCTGCCAGAGT	480
Query	481	TGATATTCACCTGATGGACTCCAAAGAATCATTAACCTCTGGTAGAGAAGAAAACCCAGC	540
18665	481	TGATATTCACCTGATGGACTCCAAAGAATCATTAACCTCTGGTAGAGAAGAAAACCCAGC	540
Query	541	AGTGTGCTTGGCTCAGGAGAGGGGAGATGTGATGGACTTCTATAAAACCTAAGAGGAGGA	600
18665	541	AGTGTGCTTGGCTCAGGAGAGGGGAGATGTGATGGACTTCTATAAAACCTAAGAGGAGGA	600
Query	601	GCTACTGTGAAGGTTTCTGCGTCTTACCCTCAGTGGCTGTGCTTCTCAATCAGACTCC	660
18665	601	GCTACTGTGAAGGTTTCTGCGTCTTACCCTCAGTGGCTGTGCTTCTCAATCAGACTCC	660
Query	661	AAGCAGCGAAGACTTTTGGTTGATTTCCAAAAGGCTCAGTAAGCAATGCGCAGCAGCCA	720
18665	661	AAGCAGCGAAGACTTTTGGTTGATTTCCAAAAGGCTCAGTAAGCAATGCGCAGCAGCCA	720
Query	721	GATCTGTCCAAAGCAGTTTCACTCTCAATGGGACTGTATATGGGAGAGACAGAAACAAA	780
18665	721	GATCTGTCCAAAGCAGTTTCACTCTCAATGGGACTGTATATGGGAGAGACAGAAACAAA	780
Query	781	GTGATGGGAAATGACCTGGGATTCACAGCAGGGCCAAATCAGCCTTTCCTCGGGGAA	840
18665	781	GTGATGGGAAATGACCTGGGATTCACAGCAGGGCCAAATCAGCCTTTCCTCGGGGAA	840
Query	841	ACAGACTTAAAGCTTTTGGAAAGAAACATTTGCAAACCTCAATAGGTCGACCAGTGTCCA	900
18665	841	ACAGACTTAAAGCTTTTGGAAAGAAACATTTGCAAACCTCAATAGGTCGACCAGTGTCCA	900

FIG. 7A

Query	901	GAGAACCCCAAGAGTTCAGCATCCACTGCTGTGTCTGCTGCCCCACAGAGAAGGAGTTT	960
18665	901	GAGAACCCCAAGAGTTCAGCATCCACTGCTGTGTCTGCTGCCCCACAGAGAAGGAGTTT	960
Query	961	CCAAAACTCACTCTGATGTATCTTCAGAACAGCAACATTTGAAGGGCCAGACTGGCACC	1020
18665	961	CCAAAACTCACTCTGATGTATCTTCAGAACAGCAACATTTGAAGGGCCAGACTGGCACC	1020
Query	1021	AACGGTGGCAATGTGAAATGTATACCACAGACCAAAGCACCTTTGACATTTTGCAGGAT	1080
18665	1021	AACGGTGGCAATGTGAAATGTATACCACAGACCAAAGCACCTTTGACATTTTGCAGGAT	1080
Query	1081	TTGGAGTTTCTTCTGGGTCCCCAGGTAAGAGACGAATGAGAGTCCTTGGAGATCAGAC	1140
18665	1081	TTGGAGTTTCTTCTGGGTCCCCAGGTAAGAGACGAATGAGAGTCCTTGGAGATCAGAC	1140
Query	1141	CTGTGATAGATGAAAACTGTTTGTCTTCTCCTCTGGCGGGAGAAGACGATTCATTCCCTT	1200
18665	1141	CTGTGATAGATGAAAACTGTTTGTCTTCTCCTCTGGCGGGAGAAGACGATTCATTCCCTT	1200
Query	1201	TTGGAAGGAAACTCGAATGAGGACTGCAAGCCTCTCATTTTACCGGACACTAAACCCAAA	1260
18665	1201	TTGGAAGGAAACTCGAATGAGGACTGCAAGCCTCTCATTTTACCGGACACTAAACCCAAA	1260
Query	1261	ATTAAGGATAATGGAGATCTGGTTTGTCAAGCCCCAGTAATGTAACTGCCCCAAGTG	1320
18665	1261	ATTAAGGATAATGGAGATCTGGTTTGTCAAGCCCCAGTAATGTAACTGCCCCAAGTG	1320
Query	1321	AAAACAGAAAAAGAAGATTTTCATCGAACTCTGCACCCCTGGGGTAATTAAGCAAGAGAAA	1380
18665	1321	AAAACAGAAAAAGAAGATTTTCATCGAACTCTGCACCCCTGGGGTAATTAAGCAAGAGAAA	1380
Query	1381	CTGGGCACAGTTTACTGTGTCAGGCAAGCTTTCCTGGAGCAAATAATAATTGGTAATAAAATG	1440
18665	1381	CTGGGCACAGTTTACTGTGTCAGGCAAGCTTTCCTGGAGCAAATAATAATTGGTAATAAAATG	1440
Query	1441	TCTGCCATTTCTGTTCATGGTGTGAGTACCTCTGGAGGACAGATGTACCACATATGACATG	1500
18665	1441	TCTGCCATTTCTGTTCATGGTGTGAGTACCTCTGGAGGACAGATGTACCACATATGACATG	1500
Query	1501	AATACAGCATCCCTTTCTCAACAGCAGGATCAGAAGCCTATTTTAAATGTCAATCCACCA	1560
18665	1501	AATACAGCATCCCTTTCTCAACAGCAGGATCAGAAGCCTATTTTAAATGTCAATCCACCA	1560
Query	1561	ATTTCCCGTTGGTTCCGAAAATTTGGAATAGGTGCCAAGGATCTGGAGATGACAACTTGACT	1620
18665	1561	ATTTCCCGTTGGTTCCGAAAATTTGGAATAGGTGCCAAGGATCTGGAGATGACAACTTGACT	1620
Query	1621	TCTCTGGGGACTCTGAACTTCCCTGGTTCGAACAGTTTTTTCTAATGGCTATTCAGCCCC	1680
18665	1621	TCTCTGGGGACTCTGAACTTCCCTGGTTCGAACAGTTTTTTCTAATGGCTATTCAGCCCC	1680
Query	1681	AGCATGAGACCAGATGTAAGCTTCCTCCATCCAGCTCCTCAACAGCAACAACAGGACCA	1740
18665	1681	AGCATGAGACCAGATGTAAGCTTCCTCCATCCAGCTCCTCAACAGCAACAACAGGACCA	1740
Query	1741	CCTCCCAAACCTCTGCCCTGGTGTGCTCTGATGAAGCTTCAGGATGTCATTATGGAGCTTFA	1800
18665	1741	CCTCCCAAACCTCTGCCCTGGTGTGCTCTGATGAAGCTTCAGGATGTCATTATGGAGCTTFA	1800
Query	1801	ACTTGTGGAAGCTGTAAAGTTTTCTTCAAAGAGCAGTGGAAAGGACAGCACAATTACCTA	1860
18665	1801	ACTTGTGGAAGCTGTAAAGTTTTCTTCAAAGAGCAGTGGAAAGGACAGCACAATTACCTA	1860
Query	1861	TGTGCTGGAAAGAAATGATTGCATCATCGATAAAAATTCGAAGAAAAAACTGCCCAGCATGC	1920
18665	1861	TGTGCTGGAAAGAAATGATTGCATCATCGATAAAAATTCGAAGAAAAAACTGCCCAGCATGC	1920
Query	1921	CGCTATCGAAAATGTCTTCAGGCTGGAATGAACCTGGAAGCTCGaaaaacaagaaaaaa	1980
18665	1921	CGCTATCGAAAATGTCTTCAGGCTGGAATGAACCTGGAAGCTCGAAAAACAAGAAAAAA	1980
Query	1981	ataaaaGGAATTCAGCAGGCCACTACAGGAGTCTCACAAGAAACCTCTGAAAACTCTGGT	2040
18665	1981	ATAAAAGGAATTCAGCAGGCCACTACAGGAGTCTCACAAGAAACCTCTGAAAACTCTGGT	2040
Query	2041	AACAAAACAATAGTTCCTGCAACGTTACCACAACCTACCCCTACCCTGGTGTCACTGTTG	2100
18665	2041	AACAAAACAATAGTTCCTGCAACGTTACCACAACCTACCCCTACCCTGGTGTCACTGTTG	2100
Query	2101	GAGGTTATPGAACCTGAAGTGTATATGCAGGATATGATAGCTCTGTTCCAGACTCAACT	2160
18665	2101	GAGGTTATPGAACCTGAAGTGTATATGCAGGATATGATAGCTCTGTTCCAGACTCAACT	2160

FIG. 7B

Query	2161	TGGAGGATCAATGACTACGCTCAACATGTTAGGAGGGCGGCAAGTGATTGCAGCAGTGAAA	2220
18665	2161	TGGAGGATCAATGACTACGCTCAACATGTTAGGAGGGCGGCAAGTGATTGCAGCAGTGAAA	2220
Query	2221	TGGGCAAAGGCAATACCAGGTTTCAGGAACCTTACACCTGGATGACCAAATGACCCTACTG	2280
18665	2221	TGGGCAAAGGCAATACCAGGTTTCAGGAACCTTACACCTGGATGACCAAATGACCCTACTG	2280
Query	2281	CAGTACTCCTGGATGTTTCTTATGGCATTGCTCTGGGGTGGAGATCATATAGACAATCA	2340
18665	2281	CAGTACTCCTGGATGTTTCTTATGGCATTGCTCTGGGGTGGAGATCATATAGACAATCA	2340
Query	2341	AGTGC AAAACCTGCTGTGTTTTGCTCCTGATCTGATTATTAATGAGCAGAGAATGACTCTA	2400
18665	2341	AGTGC AAAACCTGCTGTGTTTTGCTCCTGATCTGATTATTAATGAGCAGAGAATGACTCTA	2400
Query	2401	CCCTGCATGTACGACCAATGTAACACATGCTGTATGTTTCCCTGAGTTACACAGGCTT	2460
18665	2401	CCCTGCATGTACGACCAATGTAACACATGCTGTATGTTTCCCTGAGTTACACAGGCTT	2460
Query	2461	CAGGTATCTTATGAAGAGTATCTCTGTATGAAAACCTTACTGCTTCTCTCTTCAGTTCCCT	2520
18665	2461	CAGGTATCTTATGAAGAGTATCTCTGTATGAAAACCTTACTGCTTCTCTCTTCAGTTCCCT	2520
Query	2521	AAGGACGGTCTGAAGAGCCAAGAGCTATTGATGAAATFAGAATGACCTACATCAAAGAG	2580
18665	2521	AAGGACGGTCTGAAGAGCCAAGAGCTATTGATGAAATFAGAATGACCTACATCAAAGAG	2580
Query	2581	CTAGGAAAAGCCATTTGCTCAAGAGGGAAGGAAACTCCAGCCAGAACTGGCAGCGGTTTTAT	2640
18665	2581	CTAGGAAAAGCCATTTGCTCAAGAGGGAAGGAAACTCCAGCCAGAACTGGCAGCGGTTTTAT	2640
Query	2641	CAACTGACAAAACCTCTTGGATTCTATGCATGAAGTGGTTGAAAATCTCTTAACTATTCG	2700
18665	2641	CAACTGACAAAACCTCTTGGATTCTATGCATGAAGTGGTTGAAAATCTCTTAACTATTCG	2673
Query	2701	TTC AAAACATTTTTGGATAAGACCATGAGTATGAAATFCCCGAGATGTTAGCTGAAATC	2760
Query	2761	ATCACCAATCAGATACCAAATATTCAAAATGGAATATCAAAAAACTTCTGTTTCATCAA	2820
Query	2821	AAGTGACTGCCTTAATAAGAATGGTTGCCTTAAAGAAAGTCGAATTAATAGCTTTTATTG	2880
Query	2881	TATAAACTATCAGTTTGTCTGTAGAGgtttttggtgttttatTTTTtattgttttcatct	2940
Query	2941	gttgtttttgttttAAATACGCCTACATGTGGTTTATAGAGGGCCAAGACTTGGCAACAG	3000
Query	3001	AAGCAGTTGAGTCGTCACTTTTCAGTGATGGGAGAGTAGATGGTGAAAATTTATTAGT	3060
Query	3061	TAATATATCCCAGAAATTAGAAACCTTAATATGTGGACGTAATCTCCACAGTCAAAGAAG	3120
Query	3121	GATGGCACCTAAACCACCAGTGCCCAAAGTCTGTGTGATGAACCTTCTCTTCACTACTttt	3180
Query	3181	tttCACAGTTGGCTGGATGAAATTTTCTAGACTTTCTGTGGTGTATccccccctGTAT	3240
Query	3241	AGTTAGGATAGCATTTTGTATTTATGCATGGAAACCTGaaaaaaGTTTACAAGTGTATA	3300
Query	3301	TCAGAAAAGGGAAGTTGTGCCTTTTATAGCTATTACTGTCTGGTTTAAACAATTTCTTTT	3360
Query	3361	ATATTTAGTGAACCTACGCTTGCTCATTTTTCTTACATAAATTTTATCAAGTATTGTT	3420
Query	3421	ACAGCTGTTTAAAGATGGGCGACTAGTTCGTAGCTTTCCCAAATAAACTCTAAACATTAAT	3480
Query	3481	CAATCATCTGTGTGAAAATGGGTGGTGCCTTCTAACCTGATGGCACTTAGCTATCAGAAG	3540
Query	3541	ACCACAAAAATGACTCAAATCTCCAGTATTTCTTGTCAaaaaaaaaaaaaaaaaGCTCA	3600
Query	3601	TATTTTGTATAATCTGCTTCAGTGGAGAATTATATAGGTTGTGCAAAATTAACAGTCTTA	3660
Query	3661	ACTGGTATAGAGCACCTAGTCCAGTGACCTGCTGGGTAAACTCTGGATGATGGTTGCAAA	3720
Query	3721	AGACTAAATTTAAAAATAACTACCAAGAGGCCCTGTCTGTACCTAACGCCCTATTTTGTG	3780

FIG. 7C

Query 3781 AATGGCTATATGGCAAGAAAGCTGGTAAACTATTTGTCTTTCAGGACCTTTTGAAGTAGT 3840

Query 3841 TTGTATAACTTCTTAAAAGTTGTGATTCCAGATAACCAGCTGTAACACAGCTGAGAGACT 3900

Query 3901 TTTAATCAGACAAAGTAATTCCTCTCACTAAACTTTACCCAAAACTAAATCTCTAATAT 3960

Query 3961 GGCAAAAATGGCTAGACACCCATTTTCACATTCACATCTGTCCCAATTTGGTTAATCTTT 4020

Query 4021 CCTGATGGTACAGGAAAGCTCAGCTACTGATTTTGTGATTTAGAAGTGTATGTCAGACA 4080

Query 4081 TCCATGTTTGTAAAACACACATCCCTAATGTGTGCCATAGAGTTTAAACACAAGTCCTGT 4140

Query 4141 GAATTTCTTTCAC'TGT'TGAAAATTATTTTAAACAAAATAGAAGCTGTAGTAGCCCTTTCTG 4200

Query 4201 TGTGCACCTTACCAACTTTCTGTAAAACCAAACTTAACATATTTACTAAGCCACAAGAA 4260

Query 4261 ATTTGATTTCTATTCAGGGTGGCCAAATTATTTGTGTAATAGAAAAGTAAAATCTAATA 4320

Query 4321 TTA AAAAATATGGA ACTTCTAatata tttttatatttagttatagtttcagatatata tca 4380

Query 4381 tatTGGTATTCAC'TAATCTGGGAAGGGAAGGGCTAC'TGCAGCTTTACATGCAATTTATTA 4440

Query 4441 AAATGATTTGTAAAATAGCTTGTATAGTGTAAAATAAGAATGATTTTATAGATGAGATTTGT 4500

Query 4501 TTTATCATGACATGTTATATATTTTGTAGGGTCAAAGAAATGCTGATGGATAACCTAT 4560

Query 4561 ATGATTTATAGTTTGTACATGCATTCATACAGGCAGCGATGGTCTCAGAAACCAACAGT 4620

Query 4621 TTGCTCTAGGGGAAGAGGGAGATGGAGACTGGTCTGTGTGCAGTGAAGTTGCTGAGGC 4680

Query 4681 TCTGACCCAGTGAGATTACAGAGGAAGTTATCCCTCGCCTCCCATTTCTGACCACCTTCT 4740

Query 4741 CATTCACAACAGTGAAGTCTGTTCAGCGCAGGTTTAGTTTACTCAATCTCCCTTTGCACTAAA 4800

Query 4801 GTATGTAAGTATGTAAACAGGAGACAGGAAGGTGGTGTCTTACATCCCTTAAAGGCACCAT 4860

Query 4861 CTAATAGCGGGTTACTTTACATACAGCCCTCCCCCAGCAGTTGAATGACAACAGAAGCT 4920

Query 4921 TCAGAAGTTTGGCAATAGTTTGCATAGAGGTACCAGCAATATGTAAATAGTGCAGAATCT 4980

Query 4981 CATAGGTTGCCAATAATACACTAATTCCTTTCTATCCTACAACAAGAGTTTATTTCCAAA 5040

Query 5041 TAAAATGAGGACATgtttttggttttcttttgaatgctttttgaatggtattttggtattttc 5100

Query 5101 agtat tttggagaaattat tttAA'aaaaaaaCAATCATTGTCTTTTGAATGCTCTCTAA 5160

Query 5161 AAGGGAATGTAATATTTTAAAGATGGTGTGTAAACCGGCTGGATAAAATTTTGGTGCCTAA 5220

Query 5221 GAAAAC'TGCTTGAATATTTCTATCAATGACAGTGTTAAGTTTCAAAAAGAGCTTCT'AAAA 5280

Query 5281 CGTAGATTATCATTCCTTTATAGAATGTTATGTGGTTAAAACCAGAAAGCACATCTCACA 5340

18665 2674 AATGTTATGTGGTTAAAPACCAGAAAGCACATCTCACA 2710

Query 5341 CATTAACTCTGATTTTCATCCCAACAATCTTGGCGCTCAAAAAATAGAACTCAATGAGAAA 5400

18665 2711 CATTAACTCTGATTTTCATCCCAACAATCTTGGCGCTCAAAAAATAGAACTCAATGAGAAA 2770

Query 5401 AAGAAGATTATGTGCAC'TTCGTTGTCAATAATAAGTCAACTGATGCTCATCGACAAC'TAT 5460

18665 2771 AAGAAGATTATGTGCAC'TTCGTTGTCAATAATAAGTCAACTGATGCTCATCGACAAC'TAT 2830

Query 5461 AGGAGGCTTTT'CAT' TAAATGGGAAAAGAGCTGTGCCCTTTTAGGATACGTGGGGGAAAA 5520

18665 2831 AGGAGGCTTTT'CAT' TAAATGGGAAAAGAGCTGTGCCCTTTTAGGATACGTGGGGGAAAA 2890

Query 5521 GAAAGTCATCT'PAAT'ATGTTTAA'TGTGGATTTAAGTGTCTATATGGTGGT'GCTGTTTGA 5580

FIG. 7D

18665	2891	GAAAGTCATCTTAATFATGTTTAAATTGTGGATTAAAGTGCATATATGGTGGTGTCTGTTTGA	2950
Query	5581	AAGCAGATTTATTTCCCTATGTATGTGTATCTGGCCATCCCAACCCAAACTGTTGAAGTT	5640
18665	2951	AAGCAGATTTATTTCCCTATGTATGTGTATCTGGCCATCCCAACCCAAACTGTTGAAGTT	3010
Query	5641	TGTAGTAACTTCAGTGAGAGTTGGTTACTCACAACAAATCCTGAAAAGTATTTTTAGTGT	5700
18665	3011	TGTAGTAACTTCAGTGAGAGTTGGTTACTCACAACAAATCCTGAAAAGTATTTTTAGTGT	3070
Query	5701	TTGTAGGTATTTCTGTGGGATACTATACAAGCAGAACTGAGGCACTTAGGACATAACACTT	5760
18665	3071	TTGTAGGTATTTCTGTGGGATACTATACAAGCAGAACTGAGGCACTTAGGACATAACACTT	3130
Query	5761	TTGGGGTATATATATCCAAATGCCTAAAACCTATGGGAGGAAACCTTGGCCACCCCAAAG	5820
18665	3131	TTGGGGTATATATATCCAAATGCCTAAAACCTATGGGAGGAAACCTTGGCCACCCCAAAG	3190
Query	5821	GAAAACFAACATGATTTGTGTCTATGAAGTGTGGATAAATTAGCATGGGATGAGCTCTGG	5880
18665	3191	GAAAACFAACATGATTTGTGTCTATGAAGTGTGGATAAATTAGCATGGGATGAGCTCTGG	3250
Query	5881	GCAATGCCATGAAGGAAAGCCACGCTCCCTTCAGAAATTCAGAGGCAGGGAGCAATTCAGT	5940
18665	3251	GCAATGCCATGAAGGAAAGCCACGCTCCCTTCAGAAATTCAGAGGCAGGGAGCAATTCAGT	3310
Query	5941	TTACCTAAGTCTCATAATTTTAGTTCCTTTTAAAAACCCGAAAACFACATCACCATG	6000
18665	3311	TTACCTAAGTCTCATAATTTTAGTTCCTTTTAAAAACCCGAAAACFACATCACCATG	3370
Query	6001	GAATGAAAAATATTTGTTATAACAATACATTTGATCTGTCAAACCTCCAGAACCATGGTAGCC	6060
18665	3371	GAATGAAAAATATTTGTTATAACAATACATTTGATCTGTCAAACCTCCAGAACCATGGTAGCC	3430
Query	6061	TTCACTGAGATTTCCATCTTGGCTGGTCACTCCCTGACTGTAGCTGTAGGTGAATgtgtt	6120
18665	3431	TTCACTGAGATTTCCATCTTGGCTGGTCACTCCCTGACTGTAGCTGTAGGTGAATGTGTT	3490
Query	6121	tttgtgtgtgtgtgtgtCTGGTTTTAGTGTGAGAAGGGAAATAAAAAGTGTAAAGGAGGACACT	6180
18665	3491	TTTGTGTGTGTGTGTCTGGTTTTAGTGTGAGAAGGGAAATAAAAAGTGTAAAGGAGGACACT	3550
Query	6181	TTAAACCCCTTTGGGTGGAGTTTCGTAATTTCCAGACTATTTTCAAGCAACCTGGTCCAC	6240
18665	3551	TTAAACCCCTTTGGGTGGAGTTTCGTAATTTCCAGACTATTTTCAAGCAACCTGGTCCAC	3610
Query	6241	CCAGGATTAGTGACCAGGTTTTTCAGGAAAGGATTTGCTTCTCTCTAGAAAATGCTTGAAA	6300
18665	3611	CCAGGATTAGTGACCAGGTTTTTCAGGAAAGGATTTGCTTCTCTCTAGAAAATGCTTGAAA	3670
Query	6301	GGATTTTATTTTCTGATGAAAGGCTGTATGAAAATACCCCTCCTCAAATAACTTGCCTAAC	6360
18665	3671	GGATTTTATTTTCTGATGAAAGGCTGTATGAAAATACCCCTCCTCAAATAACTTGCCTAAC	3730
Query	6361	TACATATAGATTTCAAGTGTGTCAATATTTCTATTTTGTATATTAATGCATATAAATGGGG	6420
18665	3731	TACATATAGATTTCAAGTGTGTCAATATTTCTATTTTGTATATTAATGCATATAAATGGGG	3790
Query	6421	ACAAACTTATATTTATACGTGTATGGCATTTATTAAGAAGCTTTTTCATTTATTTTATCA	6480
18665	3791	ACAAACTTATATTTATACGTGTATGGCATTTATTAAGAAGCTTTTTCATTTATTTTATCA	3850
Query	6481	CAGTAAATTTTAAAATGTGTAAAAATTTAAAACAGTACTCCGTGTTTAAAAATAAAAAGTTG	6540
18665	3851	CAGTAAATTTTAAAATGTGTAAAAATTTAAAACAGTACTCCGTGTTTAAAAATAAAAAGTTG	3910
Query	6541	TAGTTTTTTTATTCATGCTGAATAATAATCTGTAGTTaaaaaaaAGTGTCTTTTTACCTA	6600
18665	3911	TAGTTTTTTTATTCATGCTGAATAATAATCTGTAGTTAAAAAAAAGTGTCTTTTTACCTA	3970
Query	6601	CGCAGTGAATGTCAGACTGTAAAACCTTGTGTGGAAATGTTTAACTTTTATTTTTTCAT	6660
18665	3971	CGCAGTGAATGTCAGACTGTAAAACCTTGTGTGGAAATGTTTAACTTTTATTTTTTCAT	4030
Query	6661	TTAAATTTGCTGTCTCTGGTATTTACCAAACACACATTTGTACCGAATTGGCAGTAAATGT	6720
18665	4031	TTAAATTTGCTGTCTCTGGTATTTACCAAACACACATTTGTACCGAATTGGCAGTAAATGT	4090
Query	6721	TAGCCAATTTACAGCAATGCCAAATAATGGAGAAACATCATAATAAAAAAATCTGCTTTTTC	6780
18665	4091	TAGCCAATTTACAGCAATGCCAAATAATGGAGAAACATCATAATAAAAAAATCTGCTTTTTC	4150
Query	6781	ATTA 6784	

FIG. 7E

18665 4153 ATTA 4154

FIG. 7F

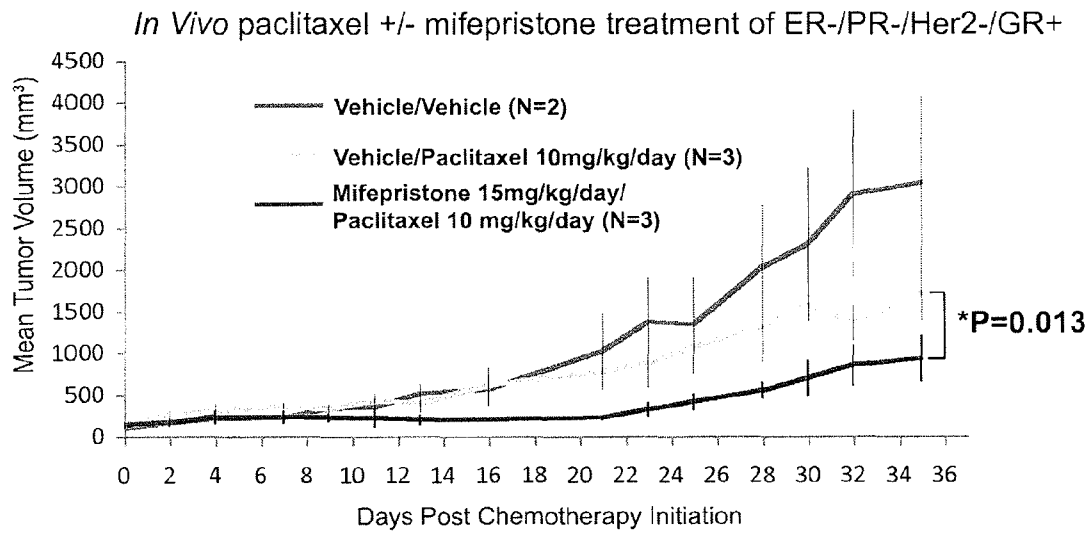


FIG. 8

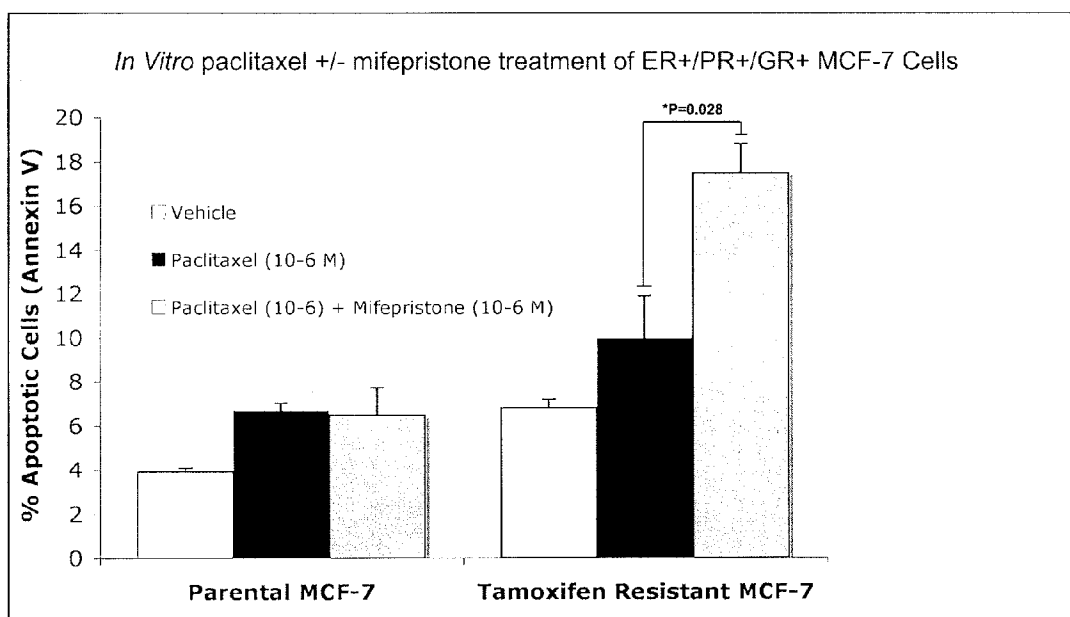


FIG. 9

**METHODS AND COMPOSITIONS RELATED  
TO GLUCOCORTICOID RECEPTOR  
ANTAGONISTS AND BREAST CANCER**

**CROSS-REFERENCES TO RELATED  
APPLICATIONS**

**[0001]** This application is a Continuation of U.S. application Ser. No. 14/296,127, filed Jun. 4, 2014, which is a Continuation of U.S. application Ser. No. 14/172,051, filed Feb. 4, 2014, which is a Continuation of U.S. application Ser. No. 13/071,363, filed Mar. 24, 2011, which claims priority to U.S. Provisional Application No. 61/317,182, filed on Mar. 24, 2010, which is hereby incorporated by reference.

**STATEMENT AS TO RIGHTS TO INVENTIONS  
MADE UNDER FEDERALLY SPONSORED  
RESEARCH AND DEVELOPMENT**

**[0002]** This invention was made with government support under CA089208 awarded by the National Institutes of Health. The government has certain rights in the invention.

**REFERENCE TO A "SEQUENCE LISTING," A  
TABLE, OR A COMPUTER PROGRAM LISTING  
APPENDIX SUBMITTED ON AN ASCII TEXT  
FILE**

**[0003]** The Sequence Listing written in file "SeqList-ing096487-1040478.TXT", created on Mar. 2, 2017, 231, 303 bytes, machine format IBM-PC, MS-Windows operating system, is hereby incorporated by reference in its entirety for all purposes.

**BACKGROUND OF THE INVENTION**

**[0004]** I. Field of the Invention

**[0005]** Embodiments of this invention are directed generally to biology and medicine. In certain aspects methods involve determining the prognosis for a breast cancer patient. In other embodiments, there are methods and compositions for treating a breast cancer patient with a glucocorticoid antagonist.

**[0006]** II. Background

**[0007]** There are over 1 million cases of breast cancer per year on a global basis, of which around 0.5 million are in the US, 40,000 are in the UK and nearly 2,000 in Ireland. It is the leading cause of cancer deaths among women (Keen and Davidson, 2003). Although the overall incidence of the disease is increasing within the western world, wider screening and improved treatments have led to a gradual decline in the fatality rate of about 1% per year since 1991. Inheritance of susceptibility genes, such as BRCA1 and BRCA2, account for only 5% of breast cancer cases and the factors responsible for the other 95% remain obscure (Grover and Martin, 2002). In the absence of a strategy to reduce causative agents of breast cancer, early detection remains the best approach to reducing the mortality rate of this disease. It is widely held that breast cancer initiates as the pre-malignant stage of atypical ductal hyperplasia (ADH), progresses into the pre-invasive stage of ductal carcinoma in situ (DCIS), and culminates in the potentially lethal stage of invasive ductal carcinoma (IDC). This linear model of breast cancer progression has been the rationale for the use of

detection methods such as mammography in the hope of diagnosing and treating breast cancer at earlier clinical stages (Ma et al., 2003).

**[0008]** As more molecular information is being collated, diseases such as breast cancer are being sub-divided according to genetic signatures linked to patient outcome, providing valuable information for the clinician. Emerging novel technologies in molecular medicine have already demonstrated their power in discriminating between disease subtypes that are not recognizable by traditional pathological criteria (Sorlie et al., 2001) and in identifying specific genetic events involved in cancer progression (Srinivas et al., 2002).

**[0009]** Endocrine therapy is a popular mode of treatment for all stages of breast cancer. A majority of breast cancers belong to the type in which growth is stimulated by the female sex hormones, estrogens and progesterone. Therefore some of the therapies are based on depriving the tumor of the hormone-induced growth stimulus. Some of the current modes of endocrine treatments include blockade of the estrogen receptor with an antiestrogen, e.g. tamoxifen; hormonal ablation by surgery (oophorectomy, adrenalectomy or hypophysectomy), radiotherapy or medically by administration of a luteinizing hormone-releasing hormone analogue (LH-RHa), e.g., goserelin; suppression of estrogen synthesis with aromatase inhibitors, e.g., anastrozole; pharmacological doses of estrogens and progestagens, e.g., megestrol acetate.

**[0010]** Despite recent advances, the challenge of cancer treatment, including breast cancer therapy remains. Progress is limited with respect to the development of specific treatment regimens to clinically distinct tumor types, and to personalize tumor treatment in order to maximize outcome and efficiency. Moreover, a number of patients exhibit chemotherapy resistance.

**[0011]** Mere classification of breast cancers into a few subgroups characterized by low to absent gene expression of the estrogen receptor (ER) alone may not reflect the cellular and molecular heterogeneity of breast cancer, and may not allow the design of treatment strategies maximizing patient response. Once a patient is diagnosed with cancer, such as breast or ovarian cancer, or an individual wants predisposition analysis, there is a strong need for methods that allow the physician to predict the expected course of disease, including the likelihood of cancer recurrence, long-term survival of the patient, and the like, and accordingly select an appropriate treatment option that is effective.

**SUMMARY OF THE INVENTION**

**[0012]** Embodiments concern methods, compositions, and apparatuses related to assessing, prognosing, and/or treating breast cancer patients. It concerns using information related to glucocorticoid receptor (GR) activity and/or expression in conjunction with information related to estrogen receptor (ER) activity or expression to identify patients with the least favorable prognosis based on current standards of care for breast cancer. Patients with relatively low levels of estrogen receptor expression and relatively high levels of glucocorticoid expression fall into a group of breast cancer patients with the least favorable prognosis (i.e., mortality rate).

**[0013]** Accordingly, methods concern evaluating a patient with breast cancer. Embodiments include evaluating a biological sample from a patient; evaluating breast cancer cells from a patient; evaluating a biological sample from a breast

cancer patient; assessing a breast cancer patient; testing a breast cancer sample or biopsy; testing a breast tumor; prognosing a breast cancer patient; treating a breast cancer patient, particularly a patient with a particular profile related to ER and GR; determining a treatment for a breast cancer patient; altering a treatment plan for a breast cancer patient; reporting prognosis of a breast cancer patient; determining a prognosis score for a breast cancer patient; generating a prognosis score for a breast cancer patient; assessing the risk of mortality of a breast cancer patient generally or within a certain time frame, such as 150 months from end of cancer treatment; generating an ER and GR expression profile for a breast cancer patient; comparing a patient's ER and GR expression profile to a standardized profile; and/or, determining a breast cancer patient has a poor prognosis based on the patient's ER and GR status.

**[0014]** Embodiments also cover apparatuses, kits, and computer readable medium and systems for assessing the level or activity of ER and/or GR in a patient's breast cancer sample and determining a prognosis; and/or treating the patient accordingly. It is specifically contemplated that a breast cancer patient is a human. Accordingly, in human patients, ER refers to an estrogen receptor in a human and GR refers to a glucocorticoid receptor in a human.

**[0015]** Some embodiments include generating an expression profile for glucocorticoid receptor, which means obtaining the level of expression of GR directly or indirectly by measuring or assaying activity or expression. Methods include directly measuring or assaying the level of expression or activity refers to measuring or assaying a sample to determine the level of GR expression (protein or transcript) in the cell. Indirectly obtaining the level of expression includes measuring or assaying expression or activity of a gene or protein that correlates with GR expression or activity. In some embodiments, the level of GR expression can be indirectly obtained by measuring or assaying expression of a GR-responsive gene, which refers to a gene whose expression is affected in a dose-dependent manner by GR expression or activity. Expression refers to either protein expression or RNA (transcript) expression. Methods may involve either type of expression and a variety of assays are well known to those of skill in the art. For example, quantitative PCR may be performed to obtain RNA expression levels. The Affymetrix chip used in the Examples also provides information regarding RNA expression levels. Alternatively, reagents to detect protein expression levels may be employed in embodiments. Methods may involve probes, primers, and/or antibodies that are specific to GR or ER in order to assess expression levels.

**[0016]** In some embodiments, the activity level of GR is measured by assaying the level of GR expression. In additional embodiments, GR expression is GR transcript expression. In other embodiments, GR expression is GR protein expression. As discussed above, in some embodiments, the activity level of GR is measured by assaying the expression level of one or more GR-responsive genes. A GR-responsive gene may be one or more of the following: MCL1, SAP30, DUSP1, SGK1, SMARCA2, PTGDS, TNFRSF9, SFN, LAPTM5, GPSM2, SORT1, DPT, NRP1, ACSL5, BIRC3, NNMT, IGFBP6, PLXNC1, SLC46A3, C14orf139, PIAS1, IDH2, SERPINF1, ERBB2, PECAM1, LBH, ST3GAL5, IL1R1, BIN1, WIPF1, TFPI, FN1, FAM134A, NRIP1, RAC2, SPP1, PHF15, BTN3A2, SESN1, MAP3K5, DPYSL2, SEMA4D, STOM, or MAOA.

**[0017]** In some embodiments, there is a step of assaying or measuring the activity level of glucocorticoid receptor (GR) in a biological sample from the patient containing breast cancer cells. As discussed above, the activity level of GR can be obtained directly or indirectly. It is specifically contemplated that levels of glucocorticoid activity or expression refers to activity or expression of GR  $\alpha$ , GR  $\beta$ , or both. Unless specifically stated otherwise, the terms "glucocorticoid receptor" or "GR" refer to both forms. Embodiments discussed with respect to glucocorticoid receptor or GR may also be implemented solely with GR $\alpha$  or solely with GR $\beta$ .

**[0018]** Methods may also include obtaining a level of estrogen receptor (ER) expression in breast cancer cells from the patient. The level can be obtained by obtaining the results of an assay that measured the level of ER expression. In some embodiments, the level is obtained by measuring or assaying the level of ER expression.

**[0019]** In some embodiments, the level of estrogen receptor expression in breast cancer cells from patient is obtained by measuring the level of estrogen receptor expression from the biological sample from the patient. In other embodiments, the level is obtained by receiving qualitative and/or quantitative data regarding the level.

**[0020]** In some embodiments, methods include identifying the patient as having or not having a risk factor for cancer recurrence based on the levels of ER and GR expression. Methods may involve categorizing the patient as ER+ or ER- based the level of estrogen receptor expression and a predetermined threshold value for ER expression. The term "ER+" refers to a classification of ER expression that indicates the patient expresses estrogen receptor in breast cancer cells at or above a certain level. The term "ER-" refers to a classification of ER expression that indicates the patient expresses estrogen receptor at a relatively low level in breast cancer cells, meaning at or below a certain level. In embodiments of the invention, that certain level or a predetermined threshold value is at, below, or above 1, 2, 3, 4, 5, 6, 7, 8, 9, 10, 11, 12, 13, 14, 15, 16, 17, 18, 19, 20, 21, 22, 23, 24, 25, 26, 27, 28, 29, 30, 31, 32, 33, 34, 35, 36, 37, 38, 39, 40, 41, 42, 43, 44, 45, 46, 47, 48, 49, 50, 51, 52, 53, 54, 55, 56, 57, 58, 59, 60, 61, 62, 63, 64, 65, 66, 67, 68, 69, 70, 71, 72, 73, 74, 75, 76, 77, 78, 79, 80, 81, 82, 83, 84, 85, 86, 87, 88, 89, 90, 91, 92, 93, 94, 95, 96, 97, 98, 99, 100 percentile, or any range derivable therein.

**[0021]** Methods may involve measuring the activity level of glucocorticoid receptor in a biological sample from the patient containing breast cancer cells and measuring the expression level of estrogen receptor in the biological sample.

**[0022]** In certain embodiments, the predetermined threshold value for ER expression identifies a patient as ER+ if the patient's ER expression level is in the 25<sup>th</sup> percentile or greater compared to a normalized sample. This means the patient may be designated as having a level of ER expression that is at or above 25, 26, 27, 28, 29, 30, 31, 32, 33, 34, 35, 36, 37, 38, 39, 40, 41, 42, 43, 44, 45, 46, 47, 48, 49, 50, 51, 52, 53, 54, 55, 56, 57, 58, 59, 60, 61, 62, 63, 64, 65, 66, 67, 68, 69, 70, 71, 72, 73, 74, 75, 76, 77, 78, 79, 80, 81, 82, 83, 84, 85, 86, 87, 88, 89, 90, 91, 92, 93, 94, 95, 96, 97, 98, 99, 100 percentile, or any range derivable therein. It is contemplated that in some cases, a patient may be designated as ER+ if the patient's ER expression level is at or above 10, 11, 12, 13, 14, 15, 16, 17, 18, 19, 20, 21, 22, 23, 24, 25, 26, 27, 28, 29, 30, 31, 32, 33, 34, 35, 36, 37, 38, 39, 40, 41, 42,

43, 44, 45, 46, 47, 48, 49, 50, 51, 52, 53, 54, 55, 56, 57, 58, 59, 60, 61, 62, 63, 64, 65, 66, 67, 68, 69, 70, 71, 72, 73, 74, 75, 76, 77, 78, 79, 80, 81, 82, 83, 84, 85, 86, 87, 88, 89, 90, 91, 92, 93, 94, 95, 96, 97, 98, 99, 100, or any range derivable therein. The patient may also be referred to as having a normal or high ER expression level. The higher the percentile, the higher the relative expression level.

**[0023]** In embodiments, methods may also involve categorizing the patient as GR+ or GR- based on a predetermined threshold value for GR activity. In some cases, a predetermined threshold value for GR activity is dependent on whether the patient is categorized as ER+ or ER-. Embodiments may involve a predetermined threshold value for GR activity that identifies a patient as GR+ if the patient is ER- and GR activity level is in the 65<sup>th</sup> percentile or greater compared to a normalized sample. It is contemplated that in some cases, a patient may be designated as GR+ if the patient's GR expression level is at or above 10, 11, 12, 13, 14, 15, 16, 17, 18, 19, 20, 21, 22, 23, 24, 25, 26, 27, 28, 29, 30, 31, 32, 33, 34, 35, 36, 37, 38, 39, 40, 41, 42, 43, 44, 45, 46, 47, 48, 49, 50, 51, 52, 53, 54, 55, 56, 57, 58, 59, 60, 61, 62, 63, 64, 65, 66, 67, 68, 69, 70, 71, 72, 73, 74, 75, 76, 77, 78, 79, 80, 81, 82, 83, 84, 85, 86, 87, 88, 89, 90, 91, 92, 93, 94, 95, 96, 97, 98, 99, 100, or any range derivable therein. The threshold value may or may not be dependent on ER expression levels or status. In some embodiments, the threshold value depends on whether the patient is ER- or not. The higher the percentile, the higher the relative expression level.

**[0024]** Methods may involve the use of a normalized sample or control that is based on one or more breast cancer samples that are not from the patient being tested.

**[0025]** In some embodiments, methods involve calculating a prognosis score for the patient based on the levels of ER and/or GR expression. Methods may alternatively or additionally involve reporting a prognosis score or report the levels of ER and/or GR expression. The score or report may contain or reflect raw data regarding expression levels or it may reflect a categorization of the expression levels obtained. A score could indicate the risk factor for mortality, recurrence, and/or both. The score could be a number within a numeric scale in which one end of the scale is most favorable and the other end is the least favorable with respect to a prognosis for breast cancer.

**[0026]** In certain embodiments, methods may involve identifying the patient as having a poor prognosis if the patient is determined to have a glucocorticoid receptor activity level at or above a certain threshold level and a level of estrogen receptor that is at or below a second threshold level. In each case, the threshold levels are specific for each of GR and ER. In certain embodiments, it is contemplated that a GR level in the 65<sup>th</sup> percentile or above based on breast cancer patients whose are in the 35<sup>th</sup> percentile or below is indicative of a poor prognosis. In some embodiments, patients with a poor prognosis include a population of breast cancer patients that numbers approximately 10% or less.

**[0027]** Methods also include identifying the patient as having a poor prognosis if the patient is determined to have i) an activity level of glucocorticoid receptor that is higher than the activity level of glucocorticoid receptor in normalized control sample and ii) a expression level of estrogen receptor expression that is lower than the expression level of estrogen receptor in a normalized control sample. Conse-

quently, methods of the invention include prognosing a breast cancer patient. In some cases, a patient is identified as having a relatively good prognosis.

**[0028]** Other embodiments include methods of treating a patient for breast cancer comprising: treating the patient for breast cancer after a biological sample from the patient containing breast cancer cells is analyzed for i) the activity level of glucocorticoid receptor and ii) the expression level of estrogen receptor. A patient may be treated with a different treatment protocol than the patient would have been treated with if the patient's biological sample had not been analyzed. In some embodiments, the patient is categorized as ER- and GR+ based on the activity level of the glucocorticoid receptor and the expression level of estrogen receptor. In some cases, the patient is treated with a more aggressive therapy than the patient would have been treated with if the patient had not been categorized as ER- and GR+. The term "more aggressive" refers to a treatment regimen that may include more drugs or drugs with more severe side effects and/or it may include an increased dosage or increased frequency of drugs. It may also include radiation or a combination of therapies. In some cases, the therapy includes one or more chemotherapeutics and/or biologics. In some embodiments, the patient is treated with a therapy comprising an anti-angiogenic agent. In additional embodiments, the therapy further comprises a chemotherapeutic agent in addition to the anti-angiogenic agent. Embodiments also include administering a glucocorticoid receptor antagonist and/or tyrosine kinase inhibitor.

**[0029]** Embodiments may also include where the patient is treated with more than one type of cancer therapy. This may be after the patient is determined to have a particular prognosis or after the status of the patient's GR and ER expression profile is known. In some embodiments, certain treatments are provided to an ER-/GR+ breast cancer patient who might have otherwise been treated with a less aggressive treatment for breast cancer. In some embodiments, a patient is treated with at least two of the following: radiation, chemotherapy, or a biologic. In particular embodiments, the patient may be treated with a kinase inhibitor and/or anti-angiogenic agent.

**[0030]** Methods may also involve obtaining a biological sample comprising breast cancer cells from the patient and categorizing the patient as i) GR+ or GR- based on the level of glucocorticoid activity assayed in the sample and compared to a predetermined threshold value for GR activity; and ii) ER+ or ER- based on the level of estrogen receptor expression assayed in the sample and compared to a predetermined threshold value for ER expression.

**[0031]** Any method may also include treating the patient for breast cancer, which may include directly administering or providing a cancer therapy. In some embodiments, a practitioner or doctor may prescribe a cancer therapy that the patient administers to herself.

**[0032]** To achieve these methods, a doctor, medical practitioner, or their staff may retrieve a biological sample from a patient for evaluation. The sample may be a biopsy, such as a breast tissue or tumor biopsy. The sample may be analyzed by the practitioner or their staff, or it may be sent to an outside or independent laboratory. The medical practitioner may be cognizant of whether the test is providing information regarding the patient's level of GR and/or ER expression or activity, or the medical practitioner may be aware only that the test indicates directly or indirectly that

the test reflects that the patient has a particular prognosis or can be given a particular prognosis score. Furthermore, the practitioner may know the patient's ER or GR status, such as ER+ or ER-, or GR+ or GR-. Alternatively, she may be aware only that the test or assay indicates the patient has a poor prognosis, or the worst prognosis.

**[0033]** Embodiments also concern kits to determine glucocorticoid receptor status in breast cancer cells comprising: (a) one or more reagents for determining expression levels of NR3C1 in a biological sample; and (b) an algorithm and software encoding the algorithm for calculating a risk factor index from the expression of NR3C1 in a sample and the estrogen receptor status of the breast cancer cells to determine a prognosis or a prognosis score. Kits may also include one or more reagents for determining expression levels of ESR1 in the biological sample to provide estrogen receptor status.

**[0034]** Other embodiments include a computer readable medium having software modules for performing a method comprising the acts of: (a) comparing glucocorticoid receptor data obtained from a patient's breast cancer sample with a reference; and (b) providing an assessment of glucocorticoid receptor status to a physician for use in determining an appropriate therapeutic regimen for a patient. In further embodiments, the computer readable medium further comprises a software module for assessing estrogen receptor status of the patient's breast cancer sample.

**[0035]** Computer systems are also included. In some embodiments, they have a processor, memory, external data storage, input/output mechanisms, a display, for assessing glucocorticoid receptor activity, comprising: (a) a database; (b) logic mechanisms in the computer generating for the database a GR-responsive gene expression reference; and (c) a comparing mechanism in the computer for comparing the GR-responsive gene expression reference to expression data from a patient sample using a comparison model to determine a GR gene expression profile of the sample.

**[0036]** Other embodiments include an internet accessible portal for providing biological information constructed and arranged to execute a computer-implemented method for providing: (a) a comparison of gene expression data of one or more GR-responsive genes in a patient sample with a calculated reporter index; and (b) providing an assessment of GR activity or expression to a physician for use in determining an appropriate therapeutic regime for a patient.

**[0037]** In addition to compiling, collecting and or processing data related to GR status, methods, media and systems may also include the same embodiments with respect to data related to ER status. Such aspects may be instead of or in addition to the aspects related to GR status or data.

**[0038]** Embodiments also include methods of killing breast cancer cells comprising administering to a breast cancer patient an effective amount of a combination of anti-cancer compounds, wherein the anticancer compounds comprise a glucocorticoid receptor antagonist and a chemotherapeutic.

**[0039]** In other embodiments, there are methods for treating breast cancer in a patient comprising administering to the patient an effective amount of glucocorticoid receptor antagonist and a chemotherapeutic.

**[0040]** In further embodiments, methods are provided for treating chemotherapy-insensitive breast cancer cells com-

prising administering to a breast cancer patient an effective amount of a glucocorticoid receptor antagonist followed by chemotherapy.

**[0041]** Other methods include methods for treating breast cancer in a patient comprising: a) administering radiation or at least a first chemotherapeutic to the patient; b) subsequently administering an effective amount of a glucocorticoid receptor antagonist to the patient; and, c) administering radiation again or at least a second chemotherapeutic to the patient after the glucocorticoid receptor antagonist is administered to the patient.

**[0042]** In some embodiments, there are methods for treating breast cancer in a patient comprising: a) administering an effective amount of a glucocorticoid receptor antagonist to the patient, wherein the patient expresses detectable levels of GR prior to administration of the GR antagonist; b) then administering an effective amount of radiation or at least one chemotherapeutic.

**[0043]** It is contemplated that in methods described herein, breast cancer cells may undergo apoptosis following treatment set forth herein. Moreover, in some embodiments, the combination of a glucocorticoid receptor antagonist and an anticancer agent or compound induces more apoptosis than treatment with just the anticancer treatment alone. In other methods, it is specifically contemplated to exclude treatment with a synthetic glucocorticoid, such as dexamethasone.

**[0044]** Glucocorticoid receptor antagonists are known to those of skill in the art. It refers to a compound or substance that that does not provoke a biological response itself upon binding to the glucocorticoid receptor, but blocks or dampens agonist-mediated responses. Examples include, but are not limited to, beclomethasone, betamethasone, budesonide, ciclesonide, flunisolide, fluticasone, mifepristone, mometasone, and triamcinolone. In additional embodiments, the glucocorticoid receptor antagonist has undetectable level or a lower level of activity as a progesterone receptor antagonist. In certain embodiments, the glucocorticoid receptor antagonist has greater than 10-fold, 50-fold, 100-fold, 200-fold, 300-fold, 400-fold, 500-fold, 1000-fold lower binding activity (or any range derivable therein) for another hormone receptor compared to its binding activity for glucocorticoid receptor. In specific embodiments the hormone receptor is estrogen receptor or progesterone receptor.

**[0045]** In some embodiments, a patient had been previously treated with an anti-cancer therapy, such as radiation, chemotherapy, or immunotherapy (or a combination or multiple therapies thereof). In certain embodiments, a first anti-cancer therapy prior to therapy with glucocorticoid receptor antagonist was last administered more than two weeks prior to the glucocorticoid receptor antagonist or its combination with a second anti-cancer therapy. In certain embodiments, this first anti-cancer therapy that does not include a glucocorticoid receptor antagonist was last administered to the breast cancer patient at least 7, 8, 9, 10, 11, 12, 13, 14 days, and/or 1, 2, 3, 4, or 5 weeks, and/or 1, 2, 3, 4, 5, 6, 7, 8, 9, 10, 11, or 12 months prior to treatment with a glucocorticoid receptor antagonist. Treatment methods may be applied to breast cancer or breast cancer cells that are chemo-resistant or breast cancer cells that are not chemosensitive. Moreover, treatment may be applied to breast cancer or to breast cancer cells that were previously administered a first apoptosis inducing agent, but were resistant to apoptosis.

**[0046]** In some embodiments, the breast cancer cells are determined to be resistant to apoptosis. In additional embodiments, the breast cancer or the breast cancer cells are determined not to be chemo-sensitive or are determined to be chemo-resistant. This determination may be based on the results of a genetic test or based on information obtained from an assessment of a tumor or the breast cancer after treatment with a first anti-cancer therapy. In specific embodiments, the first anti-cancer therapy is a chemotherapeutic, Herceptin®, radiation, a combination of chemotherapeutics, or a combination of one or more chemotherapeutic agents and Herceptin®.

**[0047]** In additional embodiments, the breast cancer cells express a detectable level of glucocorticoid receptor or its transcript. In some embodiments, the patient is determined to have breast cancer cells that express a detectable level of glucocorticoid receptor or its transcript. This may be determined directly or indirectly.

**[0048]** It is contemplated that breast cancer cells may be treated with a glucocorticoid receptor antagonist regardless of estrogen receptor status. Therefore, breast cancer cells may be estrogen receptor-negative (ER-) or estrogen receptor-positive (ER+), accordingly to a standardized and industry accepted test for ER status. In certain embodiments, the breast cancer cells do not express any detectable levels of ER; in other embodiments, ER expression is detectable in the breast cancer cells.

**[0049]** It is contemplated that breast cancer cells may be treated with a glucocorticoid receptor antagonist depending on or regardless of progesterone receptor status. Therefore, breast cancer cells may be progesterone receptor-negative (PR-) or progesterone receptor-positive (PR+), accordingly to a standardized and industry accepted test for ER status. In certain embodiments, the breast cancer cells do not express any detectable levels of PR; in other embodiments, PR expression is detectable in the breast cancer cells.

**[0050]** Methods involve treating breast cancer, particularly a chemo-resistant breast cancer, with a combination of therapies that includes a glucocorticoid receptor antagonist and an anticancer therapy that induces apoptosis (together they may be referred to as a combination of anti-cancer agents or compounds), such as a chemotherapeutic. In some embodiments, the chemotherapeutic is capecitabine, carboplatin, cyclophosphamide (Cytoxan), daunorubicin, docetaxel (Taxotere), doxorubicin (Adriamycin), epirubicin (Elence), fluorouracil (also called 5-fluorouracil or 5-FU), gemcitabine, eribulin, ixabepilone, methotrexate, mitomycin C, mitoxantrone, paclitaxel (Taxol), thiotepa, vincristine, or vinorelbine, or a combination of these agents. In other embodiments, therapy with a glucocorticoid receptor antagonist is combined Herceptin®, radiation, chemotherapeutic(s) and radiation, a combination of chemotherapeutics, or a combination of one or more chemotherapeutic agents and Herceptin®.

**[0051]** It is contemplated that in some embodiments of the combination therapy the glucocorticoid receptor antagonist is administered within 5, 10, 30, 45, 60 minutes, and/or 1, 2, 3, 4, 5, 6, 7, 8, 9, 10, 11, 12, 13, 14, 15, 16, 17, 18, 19, 20, 21, 22, 23, 24 hours, and/or 1, 2, 3, 4, 5, 6, 7 days, or any combination thereof within administration of at least one or the combination of the anti-cancer agents or compounds. In specific embodiments, the glucocorticoid receptor antagonist is administered within 2 hours, 12 hours or 24 hours of

administration of a anticancer agent or compound (or a combination of such agents or compounds).

**[0052]** It is specifically contemplated that treatment may continue or be repeated. In some embodiments, once treated with the combination of a glucocorticoid receptor antagonist and at least one anticancer agent or compound, all or part of the treatment may be repeated alone or in combination with a different anticancer agent or compound.

**[0053]** In certain embodiments, the glucocorticoid receptor antagonist is administered prior to as the other agent or therapy included in the combination therapy. In certain embodiments, the glucocorticoid receptor antagonist is administered 5, 10, 30, 45, 60 minutes, and/or 1, 2, 3, 4, 5, 6, 7, 8, 9, 10, 11, 12, 13, 14, 15, 16, 17, 18, 19, 20, 21, 22, 23, 24 hours, and/or 1, 2, 3, 4, 5, 6, 7 days, or any combination thereof prior to administration of at least one or the combination of the anti-cancer agents or compounds. It is specifically contemplated that in some embodiments, the glucocorticoid receptor antagonist is given prior to administration of the anticancer agent or compound but that the glucocorticoid receptor antagonist is also given concurrently with or after administration of the initial or a subsequent dose of the anticancer agent or compound. As discussed throughout, the anticancer agent or compound may be in a combination of such agents or compounds. In certain embodiments, the glucocorticoid receptor antagonist is administered up to three days prior to administering the anticancer agent or compound.

**[0054]** Additionally or alternatively, the glucocorticoid receptor antagonist is administered after administration of the other agent or therapy included in the combination therapy. In certain embodiments, the glucocorticoid receptor antagonist is administered 5, 10, 30, 45, 60 minutes, and/or 1, 2, 3, 4, 5, 6, 7, 8, 9, 10, 11, 12, 13, 14, 15, 16, 17, 18, 19, 20, 21, 22, 23, 24 hours, and/or 1, 2, 3, 4, 5, 6, 7 days, or any combination thereof after administration of at least one or the combination of the anti-cancer agents or compounds. It is specifically contemplated that in some embodiments, the glucocorticoid receptor antagonist is given after administration of the anticancer agent or compound; such administration may be repeated. As discussed throughout, the anticancer agent or compound may be in a combination of such agents or compounds. In certain embodiments, the glucocorticoid receptor antagonist is administered up to three days after administering the anticancer agent or compound.

**[0055]** In certain embodiments, the breast cancer is an unresectable breast cancer. In further embodiments, the breast cancer is inflammatory breast cancer.

**[0056]** It is specifically contemplated that in some methods, dexamethasone has not been administered to the patient within 24 hours of administration of the glucocorticoid receptor antagonist.

**[0057]** Compositions are contemplated to include a glucocorticoid receptor antagonist and any other anticancer compound discussed herein, such as Herceptin or one or more chemotherapeutic compounds. In some embodiments, the composition is in a pharmaceutically acceptable formulation.

**[0058]** Use of the one or more compositions may be employed based on methods described herein. Other embodiments are discussed throughout this application. Any embodiment discussed with respect to one aspect of the invention applies to other aspects of the invention as well

and vice versa. The embodiments in the Example section are understood to be embodiments that are applicable to all aspects of the technology described herein.

**[0059]** “Cancer prognosis” generally refers to a forecast or prediction of the probable course or outcome of the cancer. As used herein, cancer prognosis includes the forecast or prediction of any one or more of the following: duration of survival of a patient susceptible to or diagnosed with a cancer, duration of recurrence-free survival, duration of progression free survival of a patient susceptible to or diagnosed with a cancer, response rate in a group of patients susceptible to or diagnosed with a cancer, and/or duration of response in a patient or a group of patients susceptible to or diagnosed with a cancer.

**[0060]** In certain aspects, prognosis is an estimation of the likelihood of metastasis free survival of said patient over a predetermined period of time, e.g., over a period of 5 years.

**[0061]** In further aspects, prognosis is an estimation of the likelihood of death of disease of said patient over a predetermined period of time, e.g., over a period of 5 years.

**[0062]** The term “recurrence” refers to the detection of breast cancer in form of metastatic spread of tumor cells, local recurrence, contralateral recurrence or recurrence of breast cancer at any site of the body of the patient after breast cancer had been substantially undetectable or responsive to treatments.

**[0063]** As used herein, “prognostic for cancer” means providing a forecast or prediction of the probable course or outcome of the cancer. In some embodiments, “prognostic for cancer” comprises providing the forecast or prediction of (prognostic for) any one or more of the following: duration of survival of a patient susceptible to or diagnosed with a cancer, duration of recurrence-free survival, duration of progression free survival of a patient susceptible to or diagnosed with a cancer, response rate in a group of patients susceptible to or diagnosed with a cancer, and/or duration of response in a patient or a group of patients susceptible to or diagnosed with a cancer.

**[0064]** By “gene” is meant any polynucleotide sequence or portion thereof with a functional role in encoding or transcribing a protein or regulating other gene expression. The gene may consist of all the nucleic acids responsible for encoding a functional protein or only a portion of the nucleic acids responsible for encoding or expressing a protein. The polynucleotide sequence may contain a genetic abnormality within exons, introns, initiation or termination regions, promoter sequences, other regulatory sequences or unique adjacent regions to the gene.

**[0065]** As used herein, “treatment” or “therapy” is an approach for obtaining beneficial or desired clinical results. This includes: reduce the number of cancer cells; reduce the tumor size; inhibit (i.e., slow to some extent and/or stop) cancer cell infiltration into peripheral organs; inhibit (i.e., slow to some extent and/or stop) tumor metastasis; inhibit, to some extent, tumor growth; and/or relieve to some extent one or more of the symptoms associated with the disorder, shrinking the size of the tumor, decreasing symptoms resulting from the disease, increasing the quality of life of those suffering from the disease, decreasing the dose of other medications required to treat the disease, delaying the progression of the disease, and/or prolonging survival of patients.

**[0066]** The term “therapeutically effective amount” refers to an amount of the drug that may reduce the number of

cancer cells; reduce the tumor size; inhibit (i.e., slow to some extent and preferably stop) cancer cell infiltration into peripheral organs; inhibit (i.e., slow to some extent and preferably stop) tumor metastasis; inhibit, to some extent, tumor growth; and/or relieve to some extent one or more of the symptoms associated with the disorder. To the extent the drug may prevent growth and/or kill existing cancer cells, it may be cytostatic and/or cytotoxic. For cancer therapy, efficacy in vivo can, for example, be measured by assessing the duration of survival, time to disease progression (TTP), the response rates (RR), duration of response, and/or quality of life.

**[0067]** The terms “overexpress”, “overexpression”, “over-expressed”, “up-regulate”, or “up-regulated” interchangeably refer to a biomarker that is transcribed or translated at a detectably greater level, usually in a cancer cell, in comparison to a non-cancer cell or cancer cell that is not associated with the worst or poorest prognosis. The term includes overexpression due to transcription, post-transcriptional processing, translation, post-translational processing, cellular localization, and/or RNA and protein stability, as compared to a non-cancer cell or cancer cell that is not associated with the worst or poorest prognosis. Overexpression can be detected using conventional techniques for detecting mRNA (i.e., RT-PCR, PCR, hybridization) or proteins (i.e., ELISA, immunohistochemical techniques, mass spectroscopy). Overexpression can be 10%, 20%, 30%, 40%, 50%, 60%, 70%, 80%, 90% or more in comparison to a normal cell or cancer cell that is not associated with the worst or poorest prognosis. In certain instances, overexpression is 1-fold, 2-fold, 3-fold, 4-fold, 5, 6, 7, 8, 9, 10, or 15-fold or more higher levels of transcription or translation in comparison to a non-cancer cell or cancer cell that is not associated with the worst or poorest prognosis.

**[0068]** “Biological sample” includes sections of tissues such as biopsy and autopsy samples, and frozen sections taken for histologic purposes. Such samples include breast cancer tissues, cultured cells, e.g., primary cultures, explants, and transformed cells. A biological sample is typically obtained from a mammal, such as a primate, e.g., human.

**[0069]** A “biopsy” refers to the process of removing a tissue sample for diagnostic or prognostic evaluation, and to the tissue specimen itself. Any biopsy technique known in the art can be applied to the diagnostic and prognostic methods of the present invention. The biopsy technique applied will depend on the tissue type to be evaluated (e.g., breast), the size and type of the tumor, among other factors. Representative biopsy techniques include, but are not limited to, excisional biopsy, incisional biopsy, needle biopsy, and surgical biopsy. An “excisional biopsy” refers to the removal of an entire tumor mass with a small margin of normal tissue surrounding it. An “incisional biopsy” refers to the removal of a wedge of tissue that includes a cross-sectional diameter of the tumor. A diagnosis or prognosis made by endoscopy or fluoroscopy can require a “core-needle biopsy”, or a “fine-needle aspiration biopsy” which generally obtains a suspension of cells from within a target tissue. Biopsy techniques are discussed, for example, in Harrison’s Principles of Internal Medicine, 2005. Obtaining a biopsy includes both direct and indirect methods, including obtaining the biopsy from the patient or obtaining the biopsy sample after it is removed from the patient.

**[0070]** The use of the word “a” or “an” when used in conjunction with the term “comprising” in the claims and/or the specification may mean “one,” but it is also consistent with the meaning of “one or more,” “at least one,” and “one or more than one.”

**[0071]** Throughout this application, the term “about” is used to indicate that a value includes the standard deviation of error for the device or method being employed to determine the value.

**[0072]** The use of the term “or” in the claims is used to mean “and/or” unless explicitly indicated to refer to alternatives only or the alternatives are mutually exclusive, although the disclosure supports a definition that refers to only alternatives and “and/or.” It is also contemplated that anything listed using the term “or” may also be specifically excluded.

**[0073]** As used in this specification and claim(s), the words “comprising” (and any form of comprising, such as “comprise” and “comprises”), “having” (and any form of having, such as “have” and “has”), “including” (and any form of including, such as “includes” and “include”) or “containing” (and any form of containing, such as “contains” and “contain”) are inclusive or open-ended and do not exclude additional, unrecited elements or method steps.

**[0074]** Other objects, features and advantages of the present invention will become apparent from the following detailed description. It should be understood, however, that the detailed description and the specific examples, while indicating specific embodiments of the invention, are given by way of illustration only, since various changes and modifications within the spirit and scope of the invention will become apparent to those skilled in the art from this detailed description.

#### DESCRIPTION OF THE DRAWINGS

**[0075]** The following drawings form part of the present specification and are included to further demonstrate certain aspects of the present invention. The invention may be better understood by reference to one or more of these drawings in combination with the detailed description of specific embodiments presented herein.

**[0076]** FIG. 1. Primary human breast ductal epithelium, DCIS (60%) in vasive human cancers (~30-40%) exhibit significant glucocorticoid receptor expression.

**[0077]** FIG. 2. Unsupervised cluster analysis identifies GR target gene signature (Sig+) vs Sig- tumors (n=68 genes) A GR-regulated gene expression set from MCF10A-Myc (ER-/GR+) cells treated +/- Dex from 30 m-24 h was used to perform a two dimensional unsupervised clustering analysis on the NKI-295 early breast cancer gene expression data set (n=2034 starting genes). GR-regulated genes (n=68) that separate these tumors into two groups (GRsig+=Red and GRsig-=Green) are shown in rows while each column represents a patient. Several EMT genes (e.g. Snail) and known anti-apoptotic genes are included.

**[0078]** FIG. 3. NR3C1 expression correlates with GR signature gene expression. The GRsig+ vs. GRsig- tumor designations correlate with higher NR3C1 vs. lower expression, respectively. For ESR1+ tumors (orange) the P<0.00001 and for ESR1- tumors (green) p=0.7 (t test). Error bars are +/-SD.

**[0079]** FIG. 4. RFS of GR gene expression signature. The GR signature predicts a differential prognosis for ESR1+

patients and ESR1- pts with respect to GR-signature expression. ESR1-/GR+ signature patients have the worst prognosis.

**[0080]** FIG. 5. Meta-analysis of NR3C1 expression and RFS.

**[0081]** FIG. 6. Common genes differentially expressed in ESR1- and NR3C1+/- tumors, ChIP-seq and gene expression in Dex-treated MCF10A-Myc cells.

**[0082]** FIG. 7A-F. Schematic of glucocorticoid receptor (GR) isoforms. GR alpha=SEQ ID NO:47; GR beta=SEQ ID NO:48

**[0083]** FIG. 8. Administration of mifepristone increases MDA-MB-231 tumor susceptibility to paclitaxel treatment in vivo.

**[0084]** FIG. 9. Mifepristone pretreatment increases tamoxifen-resistant MCF-7 (T-R-MCF-7), but not parental MCF-7 cell susceptibility to paclitaxel in vitro.

#### DETAILED DESCRIPTION OF THE INVENTION

**[0085]** Glucocorticoid receptor (GR) activation initiates a potent cell survival signal in ER-breast cancer models. However, GR activity has not been previously examined in primary human breast cancers. Because anti-apoptotic signaling is believed to be an important determinant of breast cancer viability and relapse, the inventors contemplate that early stage primary human breast cancer demonstrates a correlation between high GR (NR3C1) and GR-mediated gene expression and cancer recurrence.

**[0086]** The Dutch NKI 295 data set was examined and the inventors determined that a gene expression signature of 68 GR-regulated genes (based on in vitro data) could cluster patients into different groups with differential outcome. In addition, it was found that GR-mediated gene expression correlated with NR3C1 expression levels. The inventors examined NR3C1 tumor expression in a much larger meta-dataset and again found that ER-/GR (NR3C1)+ patients did the worst. Moreover, key cell survival genes identified as GR gene targets from ChIP-seq experiments were differentially expressed.

#### I. Hormone Receptor Status of Breast Cancer

**[0087]** Intracellular receptors (IRs) form a class of structurally-related genetic regulators scientists have named “ligand dependent transcription factors” (R. M. Evans, Science, 240:889, 1988). Steroid receptors are a recognized subset of the IRs, including androgen receptor (AR), progesterone receptor (PR), estrogen receptor (ER), glucocorticoid receptor (GR), and mineralocorticoid receptor (MR). Regulation of a gene by such factors requires both the IR itself and a corresponding ligand, which has the ability to selectively bind to the IR in a way that affects gene transcription.

**[0088]** Naturally occurring as well as synthetic steroidal glucocorticoids (e.g., cortisol, cortisone, prednisolone, dexamethasone) have been widely used for over fifty years for the treatment of acute and chronic inflammatory and immune disorders. In particular, glucocorticoids have been prescribed for the treatment of rheumatoid arthritis, osteoarthritis, rheumatic fever, asthma, allergic rhinitis, systemic lupus erythematosus, chronic obstructive pulmonary disease, Crohn’s disease, inflammatory bowel disease, and ulcerative colitis. However, the use of glucocorticoids is

often associated with severe and sometimes irreversible side effects such as bone loss/osteoporosis, hyperglycemia, diabetes mellitus, hypertension, glaucoma, muscle atrophy, Cushing's syndrome, and psychosis.

**[0089]** Glucocorticoids exert their pharmacological effects by regulating gene transcription after the formation of a complex with the glucocorticoid receptor (GR). GR-glucocorticoid complex affects gene transcription by translocating to the nucleus after binding of the glucocorticoid where it acts as a dimer in binding to DNA glucocorticoid hormone response elements (GREs) in the promoter regions of particular genes. The GR-glucocorticoid/GRE complex then, in turn, activates (transactivation) or inhibits transcription of proximally located genes. Conversely, the GR-glucocorticoid complex may negatively regulate gene transcription by a process that does not involve binding to DNA. In this process, termed transrepression, following binding of the glucocorticoid, the complexed GR enters the nucleus where it acts as a monomer to directly interact (via protein-protein interaction) with other transcription factors, repressing their ability to induce gene transcription and thus protein expression.

**[0090]** Estrogen, mediated through the estrogen receptor (ER), plays a major role in regulating the growth and differentiation of normal breast epithelium (Pike et al. *Epidemiologic Reviews* (1993) 15(1):17-35; Henderson et al. *Cancer Res.* (1988) 48:246-253). It stimulates cell proliferation and regulates the expression of other genes, including the progesterone receptor (PgR). PgR then mediates the mitogenic effect of progesterone, further stimulating proliferation (Pike et al., 1993; Henderson et al., 1988). The molecular differences between estrogen receptor ("ER") negative and ER positive tumors are significant in light of clinical observations which indicate that the nature and biological behavior of ER positive and ER negative tumors are distinct even in the absence of hormonal therapy. For example, ER negative cancers tend to recur sooner and show a different rate of recurrence in distant organ sites compared to ER positive tumors. Clinical observations and molecular profiling data suggest that tumors not expressing both ER and PgR represent a different clinical entity in terms of chemotherapy responsiveness. (Colleoni et al., *Annals of Oncology* 11(8):1057 (2000)). Thus, ER negative and ER positive breast cancers are two distinct disease entities rather than phenotypic variations of the same disease.

**[0091]** Relatively increased expression of these genes in primary ER-negative human breast tumors is associated with high GR expression and with an earlier relapse in ER-negative breast cancer patients (described herein). Activation of the glucocorticoid receptor (GR) in epithelial cells has been shown to initiate an anti-apoptotic (i.e., cell survival) signaling pathway that prevents breast (Wu et al, 2004) and ovarian cancer (Melhem et al, 2009) cell death in vitro and in vivo (Pang et al, 2006). Blocking or antagonizing GR activation with a GR antagonist such as mifepristone reverses cell survival signaling pathways initiated by the GR (Moran et al., 2000). Other GR antagonists (e.g., dexamethasone oxetanone) also reverse GR-mediated cell survival and potentiate apoptosis in response to cell stressors such as growth factor withdrawal (Mikosz et al, 2001). The mechanism(s) whereby GR activation protects from cell death includes the transcriptional upregulation of genes encoding anti-apoptotic proteins such as SGK1, MKP1, MCL1, and BIRC3. However, experiments with a glucocorticoid recep-

tor antagonist, RU486, in conjunction with dexamethasone did not increase the number of apoptotic cells induced by paclitaxel, compared to paclitaxel alone (Wu et al., 2004).

## II. Biomarkers and Evaluating Levels of Biomarkers

**[0092]** Biomarkers for prognosing human breast cancer patients have been identified. They include estrogen receptor (ER) in combination with the activity of the glucocorticoid receptor (GR) activity. It is contemplated that these biomarkers may be evaluated based on their gene products. In some embodiments, the gene product is the RNA transcript. In other embodiments, the gene product is the protein expressed by the RNA transcript. In still another embodiment is the evaluation of surrogate genes or gene targets of ER, GR, or ER and GR.

**[0093]** In certain aspects a meta-analysis of expression or activity can be performed. In statistics, a meta-analysis combines the results of several studies that address a set of related research hypotheses. This is normally done by identification of a common measure of effect size, which is modeled using a form of meta-regression. Generally, three types of models can be distinguished in the literature on meta-analysis: simple regression, fixed effects meta-regression and random effects meta-regression. Resulting overall averages when controlling for study characteristics can be considered meta-effect sizes, which are more powerful estimates of the true effect size than those derived in a single study under a given single set of assumptions and conditions. A meta-gene expression value, in this context, is to be understood as being the median of the normalized expression of a marker gene or activity. Normalization of the expression of a marker gene is preferably achieved by dividing the expression level of the individual marker gene to be normalized by the respective individual median expression of this marker genes, wherein said median expression is preferably calculated from multiple measurements of the respective gene in a sufficiently large cohort of test individuals. The test cohort preferably comprises at least 3, 10, 100, 200, 1000 individuals or more including all values and ranges thereof. Dataset-specific bias can be removed or minimized allowing multiple datasets to be combined for meta-analyses (See Sims et al. *BMC Medical Genomics* (1:42), 1-14, 2008, which is incorporated herein by reference in its entirety).

**[0094]** The calculation of a meta-gene expression value is performed by: (i) determining the gene expression value of at least two, preferably more genes (ii) "normalizing" the gene expression value of each individual gene by dividing the expression value with a coefficient which is approximately the median expression value of the respective gene in a representative breast cancer cohort (iii) calculating the median of the group of normalized gene expression values.

**[0095]** A gene shall be understood to be specifically expressed in a certain cell type if the expression level of said gene in said cell type is at least 2-fold, 5-fold, 10-fold, 100-fold, 1000-fold, or 10000-fold higher than in a reference cell type, or in a mixture of reference cell types. Reference cell types include non-cancerous breast tissue cells or a heterogeneous population of breast cancers.

**[0096]** In certain algorithms a suitable threshold level is first determined for a marker gene. The suitable threshold level can be determined from measurements of the marker gene expression in multiple individuals from a test cohort.

The median expression of the marker gene in said multiple expression measurements is taken as the suitable threshold value.

**[0097]** Comparison of multiple marker genes with a threshold level can be performed as follows:

**[0098]** 1. The individual marker genes are compared to their respective threshold levels.

**[0099]** 2. The number of marker genes, the expression level of which is above their respective threshold level, is determined.

**[0100]** 3. If a marker genes is expressed above its respective threshold level, then the expression level of the marker gene is taken to be “above the threshold level”.

**[0101]** “A sufficiently large number”, in this context, means preferably 30%, 50%, 80%, 90%, or 95% of the marker genes used.

**[0102]** In certain aspects, the determination of expression levels is on a gene chip, such as an Affymetrix™ gene chip.

**[0103]** In another aspect, the determination of expression levels is done by kinetic real time PCR.

**[0104]** In certain aspects, the methods can relate to a system for performing such methods, the system comprising (a) apparatus or device for storing data on the ER or nodal status of the patient; (b) apparatus or device for determining the expression level of at least one marker gene or activity; (c) apparatus or device for comparing the expression level of the first marker gene or activity with a predetermined first threshold value; (d) apparatus or device for determining the expression level of at least one second marker gene or activity; and (e) computing apparatus or device programmed to provide a unfavorable or poor prognosis if the data indicates a negative ER status and an increased or decreased expression level of said first marker gene or activity (e.g., GR expression or activity) with the predetermined first threshold value and, alternatively, the expression level of said second marker gene is above or below a predetermined second threshold level.

**[0105]** The person skilled in the art readily appreciates that an unfavorable or poor prognosis can be given if the expression level of the first marker gene with the predetermined first threshold value indicates a tumor that is likely to recur or not respond well to standard therapies.

**[0106]** The expression patterns can also be compared by using one or more ratios between the expression levels of different breast cancer biomarkers. Other suitable measures or indicators can also be employed for assessing the relationship or difference between different expression patterns.

**[0107]** The GR nucleic acid and protein sequences are provided in GenBank accession number AY436590. The ER nucleic acid and protein sequences are provided in GenBank accession number NG\_008493. The content of all of these GenBank Accession numbers is specifically incorporated herein by reference as of the filing date of this application.

**[0108]** The following biomarkers are provided for implementation with embodiments discussed herein. All of them designate nucleic acid sequences for the particular gene identifier. Nucleic acid sequences related to these gene designation can be found in the Genbank sequence databases. Additional biomarkers include the MCL1, SAP30, DUSP1, SGK1, SMARCA2, PTGD5, TNFRSF9, SFN, LAPTM5, GPSM2, SORT1, DPT, NRP1, ACSL5, BIRC3, NNMT, IGFBP6, PLXNC1, SLC46A3, C14orf139, PIAS1, IDH2, SERPINF1, ERBB2, PECAM1, LBH, ST3GAL5, IL1R1, BIN1, WIPF1, TFPI, FN1, FAM134A, NRIP1,

RAC2, SPP1, PHF15, BTN3A2, SESN1, MAP3K5, DPYSL2, SEMA4D, STOM, and MAOA genes.

**[0109]** One or more of the biomarkers can be used to prognose a human patient with breast cancer. The expression pattern of these biomarkers in breast cancer cells may be used to evaluate a patient to determine whether they are likely to respond to standard chemotherapy, likely not to respond to standard chemotherapy, or likely to relapse after standard chemotherapy.

**[0110]** The expression levels of breast cancer biomarkers can be compared to reference expression levels using various methods. These reference levels can be determined using expression levels of a reference based on all breast cancer patients or all breast cancer patients determined to be ER+ and/or ER-. Alternatively, it can be based on an internal reference such as a gene that is expressed in all cells. In some embodiments, the reference is a gene expressed in breast cancer cells at a higher level than any biomarker. Any comparison can be performed using the fold change or the absolute difference between the expression levels to be compared. One or more breast cancer biomarkers can be used in the comparison. It is contemplated that 1, 2, 3, 4, 5, 6, 7, 8, and/or 9 biomarkers may be compared to each other and/or to a reference that is internal or external. A person of ordinary skill in the art would know how to do such comparisons.

**[0111]** Comparisons or results from comparisons may reveal or be expressed as x-fold increase or decrease in expression relative to a standard or relative to another biomarker or relative to the same biomarker but in a different class of prognosis. In some embodiments, patients with a poor prognosis have a relatively high level of expression (overexpression) or relatively low level of expression (underexpression) when compared to patients with a better or favorable prognosis, or vice versa.

**[0112]** Fold increases or decreases may be, be at least, or be at most 1-, 2-, 3-, 4-, 5-, 6-, 7-, 8-, 9-, 10-, 11-, 12-, 13-, 14-, 15-, 16-, 17-, 18-, 19-, 20-, 25-, 30-, 35-, 40-, 45-, 50-, 55-, 60-, 65-, 70-, 75-, 80-, 85-, 90-, 95-, 100- or more, or any range derivable therein. Alternatively, differences in expression may be expressed as a percent decrease or increase, such as at least or at most 20, 25, 30, 35, 40, 45, 50, 55, 60, 65, 70, 75, 80, 85, 90, 95, 100, 110, 120, 130, 140, 150, 160, 170, 180, 190, 200, 300, 400, 500, 600, 700, 800, 900, 1000% difference, or any range derivable therein.

**[0113]** Other ways to express relative expression levels are by normalized or relative numbers such as 0.001, 0.002, 0.003, 0.004, 0.005, 0.006, 0.007, 0.008, 0.009, 0.01, 0.02, 0.03, 0.04, 0.05, 0.06, 0.07, 0.08, 0.09, 0.1, 0.2, 0.3, 0.4, 0.5, 0.6, 0.7, 0.8, 0.9, 1.0, 1.1, 1.2, 1.3, 1.4, 1.5, 1.6, 1.7, 1.8, 1.9, 2.0, 2.1, 2.2, 2.3, 2.4, 2.5, 2.6, 2.7, 2.8, 2.9, 3.0, 3.1, 3.2, 3.3, 3.4, 3.5, 3.6, 3.7, 3.8, 3.9, 4.0, 4.1, 4.2, 4.3, 4.4, 4.5, 4.6, 4.7, 4.8, 4.9, 5.0, 5.1, 5.2, 5.3, 5.4, 5.5, 5.6, 5.7, 5.8, 5.9, 6.0, 6.1, 6.2, 6.3, 6.4, 6.5, 6.6, 6.7, 6.8, 6.9, 7.0, 7.1, 7.2, 7.3, 7.4, 7.5, 7.6, 7.7, 7.8, 8.0, 8.1, 8.2, 8.3, 8.4, 8.5, 8.6, 8.7, 8.8, 8.9, 9.0, 9.1, 9.2, 9.3, 9.4, 9.5, 9.6, 9.7, 9.8, 9.9, 10.0, or any range derivable therein.

**[0114]** Algorithms, such as the weighted voting programs, can be used to facilitate the evaluation of biomarker levels. In addition, other clinical evidence can be combined with the biomarker-based test to reduce the risk of false evaluations. Other cytogenetic evaluations may be considered in some embodiments of the invention.

[0115] Any biological sample from the patient that contains breast cancer cells may be used to evaluate the expression pattern of any biomarker discussed herein. In some embodiments, a biological sample from a breast tumor is used. Evaluation of the sample may involve, though it need not involve, panning (enriching) for cancer cells or isolating the cancer cells.

[0116] A. Nucleic Acids

[0117] Screening methods based on differentially expressed gene products are well known in the art. In accordance with one aspect of the present invention, the differential expression patterns of breast cancer biomarkers can be determined by measuring the levels of RNA transcripts of these genes, or genes whose expression is modulated by the these genes, in the patient's breast cancer cells. Suitable methods for this purpose include, but are not limited to, RT-PCR, Northern Blot, in situ hybridization, Southern Blot, slot-blotting, nuclease protection assay and oligonucleotide arrays.

[0118] In certain aspects, RNA isolated from breast cancer cells can be amplified to cDNA or cRNA before detection and/or quantitation. The isolated RNA can be either total RNA or mRNA. The RNA amplification can be specific or non-specific. Suitable amplification methods include, but are not limited to, reverse transcriptase PCR, isothermal amplification, ligase chain reaction, and Qbeta replicase. The amplified nucleic acid products can be detected and/or quantitated through hybridization to labeled probes. In some embodiments, detection may involve fluorescence resonance energy transfer (FRET) or some other kind of quantum dots.

[0119] Amplification primers or hybridization probes for a breast cancer biomarker can be prepared from the gene sequence or obtained through commercial sources, such as Affymatrix. In certain embodiments the gene sequence is identical or complementary to at least 8 contiguous nucleotides of the coding sequence.

[0120] Sequences suitable for making probes/primers for the detection of their corresponding breast cancer biomarkers include those that are identical or complementary to all or part of genes or SEQ ID NOs described herein. These sequences are all nucleic acid sequences of breast cancer biomarkers.

[0121] The use of a probe or primer of between 13 and 100 nucleotides, preferably between 17 and 100 nucleotides in length, or in some aspects of the invention up to 1-2 kilobases or more in length, allows the formation of a duplex molecule that is both stable and selective. Molecules having complementary sequences over contiguous stretches greater than 20 bases in length are generally preferred, to increase stability and/or selectivity of the hybrid molecules obtained. One will generally prefer to design nucleic acid molecules for hybridization having one or more complementary sequences of 20 to 30 nucleotides, or even longer where desired. Such fragments may be readily prepared, for example, by directly synthesizing the fragment by chemical means or by introducing selected sequences into recombinant vectors for recombinant production.

[0122] In one embodiment, each probe/primer comprises at least 15 nucleotides. For instance, each probe can comprise at least or at most 20, 25, 50, 75, 100, 125, 150, 175, 200, 225, 250, 275, 300, 325, 350, 400 or more nucleotides (or any range derivable therein). They may have these lengths and have a sequence that is identical or complemen-

tary to a gene or SEQ ID NO described herein. Preferably, each probe/primer has relatively high sequence complexity and does not have any ambiguous residue (undetermined "n" residues). The probes/primers preferably can hybridize to the target gene, including its RNA transcripts, under stringent or highly stringent conditions. In some embodiments, because each of the biomarkers has more than one human sequence, it is contemplated that probes and primers may be designed for use with each on of these sequences. For example, inosine is a nucleotide frequently used in probes or primers to hybridize to more than one sequence. It is contemplated that probes or primers may have inosine or other design implementations that accommodate recognition of more than one human sequence for a particular biomarker.

[0123] For applications requiring high selectivity, one will typically desire to employ relatively high stringency conditions to form the hybrids. For example, relatively low salt and/or high temperature conditions, such as provided by about 0.02 M to about 0.10 M NaCl at temperatures of about 50° C. to about 70° C. Such high stringency conditions tolerate little, if any, mismatch between the probe or primers and the template or target strand and would be particularly suitable for isolating specific genes or for detecting specific mRNA transcripts. It is generally appreciated that conditions can be rendered more stringent by the addition of increasing amounts of formamide.

[0124] In another embodiment, the probes/primers for a gene are selected from regions which significantly diverge from the sequences of other genes. Such regions can be determined by checking the probe/primer sequences against a human genome sequence database, such as the Entrez database at the NCBI. One algorithm suitable for this purpose is the BLAST algorithm. This algorithm involves first identifying high scoring sequence pairs (HSPs) by identifying short words of length W in the query sequence, which either match or satisfy some positive-valued threshold score T when aligned with a word of the same length in a database sequence. T is referred to as the neighborhood word score threshold. These initial neighborhood word hits act as seeds for initiating searches to find longer HSPs containing them. The word hits are then extended in both directions along each sequence to increase the cumulative alignment score. Cumulative scores are calculated using, for nucleotide sequences, the parameters M (reward score for a pair of matching residues; always >0) and N (penalty score for mismatching residues; always <0). The BLAST algorithm parameters W, T, and X determine the sensitivity and speed of the alignment. These parameters can be adjusted for different purposes, as appreciated by one of ordinary skill in the art.

[0125] In one embodiment, quantitative RT-PCR (such as TaqMan, ABI) is used for detecting and comparing the levels of RNA transcripts in breast cancer samples. Quantitative RT-PCR involves reverse transcription (RT) of RNA to cDNA followed by relative quantitative PCR (RT-PCR). The concentration of the target DNA in the linear portion of the PCR process is proportional to the starting concentration of the target before the PCR was begun. By determining the concentration of the PCR products of the target DNA in PCR reactions that have completed the same number of cycles and are in their linear ranges, it is possible to determine the relative concentrations of the specific target sequence in the original DNA mixture. If the DNA mixtures are cDNAs synthesized from RNAs isolated from different tissues or

cells, the relative abundances of the specific mRNA from which the target sequence was derived may be determined for the respective tissues or cells. This direct proportionality between the concentration of the PCR products and the relative mRNA abundances is true in the linear range portion of the PCR reaction. The final concentration of the target DNA in the plateau portion of the curve is determined by the availability of reagents in the reaction mix and is independent of the original concentration of target DNA. Therefore, the sampling and quantifying of the amplified PCR products preferably are carried out when the PCR reactions are in the linear portion of their curves. In addition, relative concentrations of the amplifiable cDNAs preferably are normalized to some independent standard, which may be based on either internally existing RNA species or externally introduced RNA species. The abundance of a particular mRNA species may also be determined relative to the average abundance of all mRNA species in the sample.

**[0126]** In one embodiment, the PCR amplification utilizes one or more internal PCR standards. The internal standard may be an abundant housekeeping gene in the cell or it can specifically be GAPDH, GUSB and  $\beta$ -2 microglobulin. These standards may be used to normalize expression levels so that the expression levels of different gene products can be compared directly. A person of ordinary skill in the art would know how to use an internal standard to normalize expression levels.

**[0127]** A problem inherent in clinical samples is that they are of variable quantity and/or quality. This problem can be overcome if the RT-PCR is performed as a relative quantitative RT-PCR with an internal standard in which the internal standard is an amplifiable cDNA fragment that is similar or larger than the target cDNA fragment and in which the abundance of the mRNA encoding the internal standard is roughly 5-100 fold higher than the mRNA encoding the target. This assay measures relative abundance, not absolute abundance of the respective mRNA species.

**[0128]** In another embodiment, the relative quantitative RT-PCR uses an external standard protocol. Under this protocol, the PCR products are sampled in the linear portion of their amplification curves. The number of PCR cycles that are optimal for sampling can be empirically determined for each target cDNA fragment. In addition, the reverse transcriptase products of each RNA population isolated from the various samples can be normalized for equal concentrations of amplifiable cDNAs.

**[0129]** Nucleic acid arrays can also be used to detect and compare the differential expression patterns of breast cancer biomarkers in breast cancer cells. The probes suitable for detecting the corresponding breast cancer biomarkers can be stably attached to known discrete regions on a solid substrate. As used herein, a probe is "stably attached" to a discrete region if the probe maintains its position relative to the discrete region during the hybridization and the subsequent washes. Construction of nucleic acid arrays is well known in the art. Suitable substrates for making polynucleotide arrays include, but are not limited to, membranes, films, plastics and quartz wafers.

**[0130]** A nucleic acid array of the present invention can comprise at least 1, 2, 3, 4, 5, 6, 7, 8, 9, 10, 15, 20, 25, 30, 35, 40, 45, 50, 60, 70, 80, 90, 100, 150, 200, 250 or more different polynucleotide probes, which may hybridize to different and/or the same biomarkers. Multiple probes for the same gene can be used on a single nucleic acid array.

Probes for other disease genes can also be included in the nucleic acid array. The probe density on the array can be in any range. In some embodiments, the density may be 50, 100, 200, 300, 400, 500 or more probes/cm<sup>2</sup>.

**[0131]** Specifically contemplated by the present inventors are chip-based nucleic acid technologies such as those described by Hacia et al. (1996) and Shoemaker et al. (1996). Briefly, these techniques involve quantitative methods for analyzing large numbers of genes rapidly and accurately. By tagging genes with oligonucleotides or using fixed probe arrays, one can employ chip technology to segregate target molecules as high density arrays and screen these molecules on the basis of hybridization (see also, Pease et al., 1994; and Fodor et al, 1991). It is contemplated that this technology may be used in conjunction with evaluating the expression level of one or more breast cancer biomarkers with respect to diagnostic, prognostic, and treatment methods of the invention.

**[0132]** The present invention may involve the use of arrays or data generated from an array. Data may be readily available. Moreover, an array may be prepared in order to generate data that may then be used in correlation studies.

**[0133]** An array generally refers to ordered macroarrays or microarrays of nucleic acid molecules (probes) that are fully or nearly complementary or identical to a plurality of mRNA molecules or cDNA molecules and that are positioned on a support material in a spatially separated organization. Macroarrays are typically sheets of nitrocellulose or nylon upon which probes have been spotted. Microarrays position the nucleic acid probes more densely such that up to 10,000 nucleic acid molecules can be fit into a region typically 1 to 4 square centimeters. Microarrays can be fabricated by spotting nucleic acid molecules, e.g., genes, oligonucleotides, etc., onto substrates or fabricating oligonucleotide sequences in situ on a substrate. Spotted or fabricated nucleic acid molecules can be applied in a high density matrix pattern of up to about 30 non-identical nucleic acid molecules per square centimeter or higher, e.g. up to about 100 or even 1000 per square centimeter. Microarrays typically use coated glass as the solid support, in contrast to the nitrocellulose-based material of filter arrays. By having an ordered array of complementing nucleic acid samples, the position of each sample can be tracked and linked to the original sample. A variety of different array devices in which a plurality of distinct nucleic acid probes are stably associated with the surface of a solid support are known to those of skill in the art. Useful substrates for arrays include nylon, glass and silicon. Such arrays may vary in a number of different ways, including average probe length, sequence or types of probes, nature of bond between the probe and the array surface, e.g. covalent or non-covalent, and the like. The labeling and screening methods of the present invention and the arrays are not limited in its utility with respect to any parameter except that the probes detect expression levels; consequently, methods and compositions may be used with a variety of different types of genes.

**[0134]** Representative methods and apparatus for preparing a microarray have been described, for example, in U.S. Pat. Nos. 5,143,854; 5,202,231; 5,242,974; 5,288,644; 5,324,633; 5,384,261; 5,405,783; 5,412,087; 5,424,186; 5,429,807; 5,432,049; 5,436,327; 5,445,934; 5,468,613; 5,470,710; 5,472,672; 5,492,806; 5,525,464; 5,503,980; 5,510,270; 5,525,464; 5,527,681; 5,529,756; 5,532,128; 5,545,531; 5,547,839; 5,554,501; 5,556,752; 5,561,071;

5,571,639; 5,580,726; 5,580,732; 5,593,839; 5,599,695; 5,599,672; 5,610,287; 5,624,711; 5,631,134; 5,639,603; 5,654,413; 5,658,734; 5,661,028; 5,665,547; 5,667,972; 5,695,940; 5,700,637; 5,744,305; 5,800,992; 5,807,522; 5,830,645; 5,837,196; 5,871,928; 5,847,219; 5,876,932; 5,919,626; 6,004,755; 6,087,102; 6,368,799; 6,383,749; 6,617,112; 6,638,717; 6,720,138, as well as WO 93/17126; WO 95/11995; WO 95/21265; WO 95/21944; WO 95/35505; WO 96/31622; WO 97/10365; WO 97/27317; WO 99/35505; WO 09923256; WO 09936760; WO0138580; WO 0168255; WO 03020898; WO 03040410; WO 03053586; WO 03087297; WO 03091426; WO03100012; WO 04020085; WO 04027093; EP 373 203; EP 785 280; EP 799 897 and UK 8 803 000; the disclosures of which are all herein incorporated by reference.

**[0135]** It is contemplated that the arrays can be high density arrays, such that they contain 100 or more different probes. It is contemplated that they may contain 1000, 16,000, 65,000, 250,000 or 1,000,000 or more different probes. The probes can be directed to targets in one or more different organisms. The oligonucleotide probes range from 5 to 50, 5 to 45, 10 to 40, or 15 to 40 nucleotides in length in some embodiments. In certain embodiments, the oligonucleotide probes are 20 to 25 nucleotides in length.

**[0136]** The location and sequence of each different probe sequence in the array are generally known. Moreover, the large number of different probes can occupy a relatively small area providing a high density array having a probe density of generally greater than about 60, 100, 600, 1000, 5,000, 10,000, 40,000, 100,000, or 400,000 different oligonucleotide probes per cm<sup>2</sup>. The surface area of the array can be about or less than about 1, 1.6, 2, 3, 4, 5, 6, 7, 8, 9, or 10 cm<sup>2</sup>.

**[0137]** Moreover, a person of ordinary skill in the art could readily analyze data generated using an array. Such protocols include information found in WO 9743450; WO 03023058; WO 03022421; WO 03029485; WO 03067217; WO 03066906; WO 03076928; WO 03093810; WO 03100448A1, all of which are specifically incorporated by reference.

**[0138]** In one embodiment, nuclease protection assays are used to quantify RNAs derived from the breast cancer samples. There are many different versions of nuclease protection assays known to those practiced in the art. The common characteristic that these nuclease protection assays have is that they involve hybridization of an antisense nucleic acid with the RNA to be quantified. The resulting hybrid double-stranded molecule is then digested with a nuclease that digests single-stranded nucleic acids more efficiently than double-stranded molecules. The amount of antisense nucleic acid that survives digestion is a measure of the amount of the target RNA species to be quantified. An example of a nuclease protection assay that is commercially available is the RNase protection assay manufactured by Ambion, Inc. (Austin, Tex.).

**[0139]** B. Proteins and Polypeptides

**[0140]** In other embodiments, the differential expression patterns of breast cancer biomarkers can be determined by measuring the levels of polypeptides encoded by these genes in breast cancer cells. Methods suitable for this purpose include, but are not limited to, immunoassays such as ELISA, RIA, FACS, dot blot, Western Blot, immunohistochemistry, and antibody-based radioimaging. Protocols for carrying out these immunoassays are well known in the art.

Other methods such as 2-dimensional SDS-polyacrylamide gel electrophoresis can also be used. These procedures may be used to recognize any of the polypeptides encoded by the breast cancer biomarker genes described herein.

**[0141]** One example of a method suitable for detecting the levels of target proteins in peripheral blood samples is ELISA. In an exemplifying ELISA, antibodies capable of binding to the target proteins encoded by one or more breast cancer biomarker genes are immobilized onto a selected surface exhibiting protein affinity, such as wells in a polystyrene or polyvinylchloride microtiter plate. Then, breast cancer cell samples to be tested are added to the wells. After binding and washing to remove non-specifically bound immunocomplexes, the bound antigen(s) can be detected. Detection can be achieved by the addition of a second antibody which is specific for the target proteins and is linked to a detectable label. Detection may also be achieved by the addition of a second antibody, followed by the addition of a third antibody that has binding affinity for the second antibody, with the third antibody being linked to a detectable label. Before being added to the microtiter plate, cells in the peripheral blood samples can be lysed using various methods known in the art. Proper extraction procedures can be used to separate the target proteins from potentially interfering substances.

**[0142]** In another ELISA embodiment, the breast cancer cell samples containing the target proteins are immobilized onto the well surface and then contacted with the antibodies of the invention. After binding and washing to remove non-specifically bound immunocomplexes, the bound antigen is detected. Where the initial antibodies are linked to a detectable label, the immunocomplexes can be detected directly. The immunocomplexes can also be detected using a second antibody that has binding affinity for the first antibody, with the second antibody being linked to a detectable label.

**[0143]** Another typical ELISA involves the use of antibody competition in the detection. In this ELISA, the target proteins are immobilized on the well surface. The labeled antibodies are added to the well, allowed to bind to the target proteins, and detected by means of their labels. The amount of the target proteins in an unknown sample is then determined by mixing the sample with the labeled antibodies before or during incubation with coated wells. The presence of the target proteins in the unknown sample acts to reduce the amount of antibody available for binding to the well and thus reduces the ultimate signal.

**[0144]** Different ELISA formats can have certain features in common, such as coating, incubating or binding, washing to remove non-specifically bound species, and detecting the bound immunocomplexes. For instance, in coating a plate with either antigen or antibody, the wells of the plate can be incubated with a solution of the antigen or antibody, either overnight or for a specified period of hours. The wells of the plate are then washed to remove incompletely adsorbed material. Any remaining available surfaces of the wells are then "coated" with a nonspecific protein that is antigenically neutral with regard to the test samples. Examples of these nonspecific proteins include bovine serum albumin (BSA), casein and solutions of milk powder. The coating allows for blocking of nonspecific adsorption sites on the immobilizing surface and thus reduces the background caused by nonspecific binding of antisera onto the surface.

**[0145]** In ELISAs, a secondary or tertiary detection means can also be used. After binding of a protein or antibody to the well, coating with a non-reactive material to reduce background, and washing to remove unbound material, the immobilizing surface is contacted with the control and/or clinical or biological sample to be tested under conditions effective to allow immunocomplex (antigen/antibody) formation. These conditions may include, for example, diluting the antigens and antibodies with solutions such as BSA, bovine gamma globulin (BGG) and phosphate buffered saline (PBS)/Tween and incubating the antibodies and antigens at room temperature for about 1 to 4 hours or at 49° C. overnight. Detection of the immunocomplex then requires a labeled secondary binding ligand or antibody, or a secondary binding ligand or antibody in conjunction with a labeled tertiary antibody or third binding ligand.

**[0146]** After all of the incubation steps in an ELISA, the contacted surface can be washed so as to remove non-complexed material. For instance, the surface may be washed with a solution such as PBS/Tween, or borate buffer. Following the formation of specific immunocomplexes between the test sample and the originally bound material, and subsequent washing, the occurrence of the amount of immunocomplexes can be determined.

**[0147]** To provide a detecting means, the second or third antibody can have an associated label to allow detection. In one embodiment, the label is an enzyme that generates color development upon incubating with an appropriate chromogenic substrate. Thus, for example, one may contact and incubate the first or second immunocomplex with a urease, glucose oxidase, alkaline phosphatase or hydrogen peroxidase-conjugated antibody for a period of time and under conditions that favor the development of further immunocomplex formation (e.g., incubation for 2 hours at room temperature in a PBS-containing solution such as PBS-Tween).

**[0148]** After incubation with the labeled antibody, and subsequent to washing to remove unbound material, the amount of label is quantified, e.g., by incubation with a chromogenic substrate such as urea and bromocresol purple or 2,2'-azido-di-(3-ethyl)-benzthiazoline-6-sulfonic acid (ABTS) and hydrogen peroxide, in the case of peroxidase as the enzyme label. Quantitation can be achieved by measuring the degree of color generation, e.g., using a spectrophotometer.

**[0149]** Another suitable method is RIA (radioimmunoassay). An example of RIA is based on the competition between radiolabeled-polypeptides and unlabeled polypeptides for binding to a limited quantity of antibodies. Suitable radiolabels include, but are not limited to, I<sup>125</sup>. In one embodiment, a fixed concentration of I<sup>125</sup>-labeled polypeptide is incubated with a series of dilution of an antibody specific to the polypeptide. When the unlabeled polypeptide is added to the system, the amount of the I<sup>125</sup>-polypeptide that binds to the antibody is decreased. A standard curve can therefore be constructed to represent the amount of antibody-bound I<sup>125</sup>-polypeptide as a function of the concentration of the unlabeled polypeptide. From this standard curve, the concentration of the polypeptide in unknown samples can be determined. Various protocols for conducting RIA to measure the levels of polypeptides in breast cancer cell samples are well known in the art.

**[0150]** Suitable antibodies for this invention include, but are not limited to, polyclonal antibodies, monoclonal anti-

bodies, chimeric antibodies, humanized antibodies, single chain antibodies, Fab fragments, and fragments produced by a Fab expression library.

**[0151]** Antibodies can be labeled with one or more detectable moieties to allow for detection of antibody-antigen complexes. The detectable moieties can include compositions detectable by spectroscopic, enzymatic, photochemical, biochemical, bioelectronic, immunochemical, electrical, optical or chemical means. The detectable moieties include, but are not limited to, radioisotopes, chemiluminescent compounds, labeled binding proteins, heavy metal atoms, spectroscopic markers such as fluorescent markers and dyes, magnetic labels, linked enzymes, mass spectrometry tags, spin labels, electron transfer donors and acceptors, and the like.

**[0152]** Protein array technology is discussed in detail in Pandey and Mann (2000) and MacBeath and Schreiber (2000), each of which is herein specifically incorporated by reference. These arrays typically contain thousands of different proteins or antibodies spotted onto glass slides or immobilized in tiny wells and allow one to examine the biochemical activities and binding profiles of a large number of proteins at once. To examine protein interactions with such an array, a labeled protein is incubated with each of the target proteins immobilized on the slide, and then one determines which of the many proteins the labeled molecule binds. In certain embodiments such technology can be used to quantitate a number of proteins in a sample, such as a breast cancer biomarker proteins.

**[0153]** The basic construction of protein chips has some similarities to DNA chips, such as the use of a glass or plastic surface dotted with an array of molecules. These molecules can be DNA or antibodies that are designed to capture proteins. Defined quantities of proteins are immobilized on each spot, while retaining some activity of the protein. With fluorescent markers or other methods of detection revealing the spots that have captured these proteins, protein microarrays are being used as powerful tools in high-throughput proteomics and drug discovery.

**[0154]** The earliest and best-known protein chip is the ProteinChip by Ciphergen Biosystems Inc. (Fremont, Calif.). The ProteinChip is based on the surface-enhanced laser desorption and ionization (SELDI) process. Known proteins are analyzed using functional assays that are on the chip. For example, chip surfaces can contain enzymes, receptor proteins, or antibodies that enable researchers to conduct protein-protein interaction studies, ligand binding studies, or immunoassays. With state-of-the-art ion optic and laser optic technologies, the ProteinChip system detects proteins ranging from small peptides of less than 1000 Da up to proteins of 300 kDa and calculates the mass based on time-of-flight (TOF).

**[0155]** The ProteinChip biomarker system is the first protein biochip-based system that enables biomarker pattern recognition analysis to be done. This system allows researchers to address important clinical questions by investigating the proteome from a range of crude clinical samples (i.e., laser capture microdissected cells, biopsies, tissue, urine, and serum). The system also utilizes biomarker pattern software that automates pattern recognition-based statistical analysis methods to correlate protein expression patterns from clinical samples with disease phenotypes.

**[0156]** In other aspects, the levels of polypeptides in samples can be determined by detecting the biological

activities associated with the polypeptides. If a biological function/activity of a polypeptide is known, suitable *in vitro* bioassays can be designed to evaluate the biological function/activity, thereby determining the amount of the polypeptide in the sample.

### III. Breast Cancer Therapy

**[0157]** Certain embodiments are directed to methods of treating breast cancer based on GR status of the breast cancer tissue. In some embodiments, the hormone receptor status is determined based on the expression of a hormone receptor such as the estrogen receptor (ER) in combination with the glucocorticoid receptor (GR).

**[0158]** In certain aspects, the hormone receptor status is high for GR and may also be low for one or more other hormone receptors such as the estrogen receptor. An individual having an elevated GR and low ER is likely to have a poor prognosis. In the event of a poor prognosis the physician may pursue a more aggressive therapy for those patients. In some embodiments, the method comprises identifying a breast cancer patient based on a hormone receptor status of patients having tumor tissue with elevated levels of GR expression.

**[0159]** In certain aspects, there may be provided methods for treating a subject determined to have cancer and with a predetermined expression profile of one or more biomarkers disclosed herein.

**[0160]** In a further aspect, biomarkers and related systems that can establish a prognosis of cancer patients in this invention can be used to identify patients who may get benefit of conventional single or combined modality therapy. In the same way, the invention can identify those patients who do not get much benefit from such conventional single or combined modality therapy and can offer them alternative treatment(s).

**[0161]** In certain aspects of the present invention, conventional cancer therapy may be applied to a subject wherein the subject is identified or reported as having a good prognosis based on the assessment of the biomarkers as disclosed. On the other hand, at least an alternative cancer therapy may be prescribed, as used alone or in combination with conventional cancer therapy, if a poor prognosis is determined by the disclosed methods, systems, or kits.

**[0162]** Embodiments concern a glucocorticoid receptor antagonist. In some embodiments, the glucocorticoid receptor antagonist is a selective glucocorticoid receptor antagonist, as set forth in Clark, 2008, which is hereby incorporated by reference. In other embodiments, the glucocorticoid receptor antagonist is a non-selective glucocorticoid receptor antagonist, such as mifepristone. In certain embodiments, the glucocorticoid receptor antagonist is steroidal. In other embodiments, the glucocorticoid receptor antagonist is nonsteroidal. A glucocorticoid receptor antagonist includes those in the following classes of chemical compounds: octahydrophenanthrenes, spirocyclic dihydropyridines, triphenylmethanes and diaryl ethers, chromenes, dibenzyl anilines, dihydroisoquinolines, pyrimidinediones, azadecalins, and aryl pyrazolo azadecalins, and which are described in more detail in Clark, 2008, which is hereby incorporated by reference. Some embodiments of steroidal antagonists from Clark, 2008 are: RU-486, RU-43044, 11-monoaryl and 11,21 bisaryl steroids (including 11 $\beta$ -substituted steroids), 10 $\beta$ -substituted steroids, 11 $\beta$ -aryl conjugates of mifepristone, and phosphorous-containing mifepristone analogs.

Further embodiments of nonsteroidal antagonists from Clark, 2008 are: octahydrophenanthrenes, spirocyclic dihydropyridines, triphenylmethanes and diaryl ethers, chromenes, dibenzyl anilines, dihydroquinolines, pyrimidinediones, azadecalins, aryl pyrazolo azadecalins (including 8a-benzyl isoquinolones, N-substituted derivatives, bridgehead alcohol and ethers, bridgehead amines). Additional specific examples include, but are not limited to the following specific antagonists: beclometasone, betamethasone, budesonide, ciclesonide, flunisolide, fluticasone, mifepristone, mometasone, and triamcinolone. Other examples include those described and/or depicted in U.S. Patent Application Publication 2010/0135956, which is hereby incorporated by reference. Even further examples include ORG-34517 (Merck), RU-43044, dexamethasone mesylate (Dex-Mes), dexamethasone oxetanone (Dex-Ox), deoxycorticosterone (DOC) (Peeters et al., 2008, which is hereby incorporated by reference in its entirety and Cho et al. 2005, which is hereby incorporated by reference in its entirety). In additional embodiments the glucocorticoid receptor antagonist may be CORT 0113083 or CORT 00112716, which are described in Belanoff et al. (2011), which is hereby incorporated by reference. It is specifically contemplated that one or more of the antagonists discussed herein or in the incorporated references may be excluded in embodiments of the invention. It is also contemplated that in some embodiments, more than one glucocorticoid receptor antagonist is employed, while in other embodiments, only one is employed as part of the therapeutic method (though it may be administered multiple times). It is contemplated that the second one may be administered concurrently with the first one or they may be administered at different times.

**[0163]** Conventional cancer therapies include one or more selected from the group of chemical or radiation based treatments and surgery. Chemotherapies include, for example, cisplatin (CDDP), carboplatin, procarbazine, mechlorethamine, cyclophosphamide, camptothecin, ifosfamide, melphalan, chlorambucil, busulfan, nitrosourea, dactinomycin, daunorubicin, doxorubicin, bleomycin, plicomycin, mitomycin, etoposide (VP16), tamoxifen, raloxifene, estrogen receptor binding agents, taxol, gemcitabine, navelbine, farnesyl-protein transferase inhibitors, transplatinum, 5-fluorouracil, vincristin, vinblastin and methotrexate, or any analog or derivative variant of the foregoing.

**[0164]** Suitable therapeutic agents include, for example, vinca alkaloids, agents that disrupt microtubule formation (such as colchicines and its derivatives), anti-angiogenic agents, therapeutic antibodies, EGFR targeting agents, tyrosine kinase targeting agent (such as tyrosine kinase inhibitors), serine kinase targeting agents, transitional metal complexes, proteasome inhibitors, antimetabolites (such as nucleoside analogs), alkylating agents, platinum-based agents, anthracycline antibiotics, topoisomerase inhibitors, macrolides, therapeutic antibodies, retinoids (such as all-trans retinoic acids or a derivatives thereof); geldanamycin or a derivative thereof (such as 17-AAG), and other standard chemotherapeutic agents well recognized in the art.

**[0165]** Certain chemotherapeutics are well known for use against breast cancer. These breast cancer chemotherapeutics are capecitabine, carboplatin, cyclophosphamide (Cytosan), daunorubicin, docetaxel (Taxotere), doxorubicin (Adriamycin), epirubicin (Ellence), fluorouracil (also called 5-fluorouracil or 5-FU), gemcitabine, eribulin, ixabepilone,

methotrexate, mitomycin C, mitoxantrone, paclitaxel (Taxol), thiotepa, vincristine, vinorelbine.

**[0166]** In some embodiments, the chemotherapeutic agent is any of (and in some embodiments selected from the group consisting of) adriamycin, colchicine, cyclophosphamide, actinomycin, bleomycin, daunorubicin, doxorubicin, epirubicin, mitomycin, methotrexate, mitoxantrone, fluorouracil, carboplatin, carmustine (BCNU), methyl-CCNU, cisplatin, etoposide, interferons, camptothecin and derivatives thereof, phenesterine, taxanes and derivatives thereof (e.g., paclitaxel and derivatives thereof, taxotere and derivatives thereof, and the like), topotecan, vinblastine, vincristine, tamoxifen, pipsosulfan, nab-5404, nab-5800, nab-5801, Irinotecan, HKP, Ortataxel, gemcitabine, Herceptin®, vinorelbine, capecitabine, Gleevec®, Alimta®, Avastin®, Velcade®, Tarceva®, Neulasta®, Lapatinib, STI-571, ZD1839, Iressa® (gefitinib), SH268, genistein, CEP2563, SU6668, SU11248, EMD121974, and Sorafenib.

**[0167]** In some embodiments, the chemotherapeutic agent is a composition comprising nanoparticles comprising a thiocolchicine derivative and a carrier protein (such as albumin).

**[0168]** In further embodiments a combination of chemotherapeutic agents is administered to breast cancer cells. The chemotherapeutic agents may be administered serially (within minutes, hours, or days of each other) or in parallel; they also may be administered to the patient in a pre-mixed single composition. The composition may or may not contain a glucocorticoid receptor antagonist. Combinations of breast cancer therapeutics include, but are not limited to the following: AT (Adriamycin and Taxotere), AC±T: (Adriamycin and Cytoxan, with or without Taxol or Taxotere), CMF (Cytoxan, methotrexate, and fluorouracil), CEF (Cytoxan, Ellence, and fluorouracil), FAC (fluorouracil, Adriamycin, and Cytoxan), CAF (Cytoxan, Adriamycin, and fluorouracil) (the FAC and CAF regimens use the same medicines but use different doses and frequencies), TAC (Taxotere, Adriamycin, and Cytoxan), and GET (Gemzar, Ellence, and Taxol). In some embodiments trastuzumab (Herceptin®) is administered to a breast cancer patient with a glucocorticoid receptor antagonist, which may be with or without a chemotherapeutic or a combination of chemotherapeutics.

**[0169]** Various combinations with a glucocorticoid receptor antagonist and an anticancer agent or compound (or a combination of such agents and/or compounds) may be employed, for example glucocorticoid receptor antagonist is “A” and the anticancer agent or compound (or a combination of such agents and/or compounds) given as part of an anticancer therapy regime, is “B”.

---

A/B/A B/A/B B/B/A A/A/B A/B/B B/A/A A/B/B/B B/A/B/B B/B/B/A  
 B/B/A/B A/A/B/B A/B/A/B A/B/B/A B/B/A/A B/A/B/A B/A/A/B  
 A/A/A/B B/A/A/A A/B/A/A A/A/B/A

---

**[0170]** Administration of the therapeutic compounds or agents to a patient will follow general protocols for the administration of such compounds, taking into account the toxicity, if any, of the therapy. It is expected that the treatment cycles would be repeated as necessary. It also is contemplated that various standard therapies, as well as surgical intervention, may be applied in combination with the described therapy.

**[0171]** The term “a serine/threonine kinase inhibitor”, as used herein, relates to a compound which inhibits serine/threonine kinases. An example of a target of a serine/threonine kinase inhibitor includes, but is not limited to, dsRNA-dependent protein kinase (PKR). Examples of indirect targets of a serine/threonine kinase inhibitor include, but are not limited to, MCP-1, NF-kappaB, eIF2alpha, COX2, RANTES, IL8, CYP2A5, IGF-1, CYP2B1, CYP2B2, CYP2H1, ALAS-1, HIF-1, erythropoietin and/or CYP1A1. An example of a serine/threonine kinase inhibitor includes, but is not limited to, Sorafenib and 2-aminopurine, also known as 1H-purin-2-amine(9CI). Sorafenib is marketed as NEXAVAR.

**[0172]** The term “an angiogenesis inhibitor”, as used herein, relates to a compound which targets, decreases or inhibits the production of new blood vessels. Targets of an angiogenesis inhibitor include, but are not limited to, methionine aminopeptidase-2 (MetAP-2), macrophage inflammatory protein-1 (MIP-1a), CCL5, TGF-beta., lipoxygenase, cyclooxygenase, and topoisomerase. Indirect targets of an angiogenesis inhibitor include, but are not limited to, p21, p53, CDK2 and collagen synthesis. Examples of an angiogenesis inhibitor include, but are not limited to, Fumagillin, which is known as 2,4,6,8-decatetraenedioic acid, mono[3R,4S,5S,6R]-5-methoxy-4-[(2R,3R)-2-methyl-3-(3-methyl-2-butenyl)oxi-ranyl]-1-oxaspiro[2.5]oct-6-yl]ester, (2E,4E,6E,8E)-(9CI); Shikonin, which is also known as 1,4-naphthalenedione, 5,8-dihydroxy-2-[(1R)-1-hydroxy-4-methyl-3-pentenyl]-(9CI); Tranilast, which is also known as benzoic acid, 2-[[3-(3,4-dimethoxyphenyl)-1-oxo-2-propenyl]amino]-(9CI); ursolic acid; suramin; thalidomide and lenalidomide, and marketed as REVLIMID.

**[0173]** Radiation therapy that cause DNA damage and have been used extensively include what are commonly known as  $\gamma$ -rays, X-rays, and/or the directed delivery of radioisotopes to tumor cells. Other forms of DNA damaging factors are also contemplated such as microwaves and UV-irradiation. It is most likely that all of these factors effect a broad range of damage on DNA, on the precursors of DNA, on the replication and repair of DNA, and on the assembly and maintenance of chromosomes. Dosage ranges for X-rays range from daily doses of 50 to 200 roentgens for prolonged periods of time (3 to 4 wk), to single doses of 2000 to 6000 roentgens. Dosage ranges for radioisotopes vary widely, and depend on the half-life of the isotope, the strength and type of radiation emitted, and the uptake by the neoplastic cells.

**[0174]** The terms “contacted” and “exposed,” when applied to a cell, are used herein to describe the process by which a therapeutic construct and a chemotherapeutic or radiotherapeutic agent are delivered to a target cell or are placed in direct juxtaposition with the target cell. To achieve cell killing or stasis, both agents are delivered to a cell in a combined amount effective to kill the cell or prevent it from dividing.

**[0175]** Approximately 60% of persons with cancer will undergo surgery of some type, which includes preventative, diagnostic or staging, curative and palliative surgery. Curative surgery is a cancer treatment that may be used in conjunction with other therapies, such as the treatment of the present invention, chemotherapy, radiotherapy, hormonal therapy, gene therapy, immunotherapy and/or alternative therapies.

**[0176]** Curative surgery includes resection in which all or part of cancerous tissue is physically removed, excised, and/or destroyed. Tumor resection refers to physical removal of at least part of a tumor. In addition to tumor resection, treatment by surgery includes laser surgery, cryosurgery, electrosurgery, and microscopically controlled surgery (Mohs' surgery). It is further contemplated that the present invention may be used in conjunction with removal of superficial cancers, precancers, or incidental amounts of normal tissue.

**[0177]** Laser therapy is the use of high-intensity light to destroy tumor cells. Laser therapy affects the cells only in the treated area. Laser therapy may be used to destroy cancerous tissue and relieve a blockage in the esophagus when the cancer cannot be removed by surgery. The relief of a blockage can help to reduce symptoms, especially swallowing problems.

**[0178]** Photodynamic therapy (PDT), a type of laser therapy, involves the use of drugs that are absorbed by cancer cells; when exposed to a special light, the drugs become active and destroy the cancer cells. PDT may be used to relieve symptoms of esophageal cancer such as difficulty swallowing.

**[0179]** Upon excision of part of all of cancerous cells, tissue, or tumor, a cavity may be formed in the body. Treatment may be accomplished by perfusion, direct injection or local application of the area with an additional anti-cancer therapy. Such treatment may be repeated, for example, every 1, 2, 3, 4, 5, 6, or 7 days, or every 1, 2, 3, 4, and 5 weeks or every 1, 2, 3, 4, 5, 6, 7, 8, 9, 10, 11, or 12 months. These treatments may be of varying dosages as well. A patient may be administered a single compound or a combination of compounds described herein in an amount that is, is at least, or is at most 0.1, 0.2, 0.3, 0.4, 0.5, 0.6, 0.7, 0.8, 0.9, 1, 2, 3, 4, 5, 6, 7, 8, 9, 10, 11, 12, 13, 14, 15, 16, 17, 18, 19, 20, 21, 22, 23, 24, 25, 26, 27, 28, 29, 30, 31, 32, 33, 34, 35, 36, 37, 38, 39, 40, 41, 42, 43, 44, 45, 46, 47, 48, 49, 50, 51, 52, 53, 54, 55, 56, 57, 58, 59, 60, 61, 62, 63, 64, 65, 66, 67, 68, 69, 70, 71, 72, 73, 74, 75, 76, 77, 78, 79, 80, 81, 82, 83, 84, 85, 86, 87, 88, 89, 90, 91, 92, 93, 94, 95, 96, 97, 98, 99, or 100 mg/kg (or any range derivable therein). A patient may be administered a single compound or a combination of compounds described herein in an amount that is, is at least, or is at most 0.1, 0.2, 0.3, 0.4, 0.5, 0.6, 0.7, 0.8, 0.9, 1, 2, 3, 4, 5, 6, 7, 8, 9, 10, 11, 12, 13, 14, 15, 16, 17, 18, 19, 20, 21, 22, 23, 24, 25, 26, 27, 28, 29, 30, 31, 32, 33, 34, 35, 36, 37, 38, 39, 40, 41, 42, 43, 44, 45, 46, 47, 48, 49, 50, 51, 52, 53, 54, 55, 56, 57, 58, 59, 60, 61, 62, 63, 64, 65, 66, 67, 68, 69, 70, 71, 72, 73, 74, 75, 76, 77, 78, 79, 80, 81, 82, 83, 84, 85, 86, 87, 88, 89, 90, 91, 92, 93, 94, 95, 96, 97, 98, 99, 100, 110, 120, 130, 140, 150, 160, 170, 180, 190, 200, 210, 220, 230, 240, 250, 260, 270, 280, 290, 300, 310, 320, 330, 340, 350, 360, 370, 380, 390, 400, 410, 420, 430, 440, 441, 450, 460, 470, 480, 490, 500 mg/kg/day (or any range derivable therein).

**[0180]** Alternative cancer therapy include any cancer therapy other than surgery, chemotherapy and radiation therapy in the present invention, such as immunotherapy, gene therapy, hormonal therapy or a combination thereof. Subjects identified with poor prognosis using the present methods may not have favorable response to conventional treatment(s) alone and may be prescribed or administered one or more alternative cancer therapy per se or in combination with one or more conventional treatments.

**[0181]** For example, the alternative cancer therapy may be a targeted therapy. The targeted therapy may be an anti-EGFR treatment. In one embodiment of the method of the invention, the anti-EGFR agent used is a tyrosine kinase inhibitor. Examples of suitable tyrosine kinase inhibitors are the quinazoline derivatives described in WO 96/33980, in particular gefitinib (Iressa). Other examples include quinazoline derivatives described in WO 96/30347, in particular erlotinib (Tarceva), dual EGFR/HER2 tyrosine kinase inhibitors, such as lapatinib, or pan-Erb inhibitors. In a preferred embodiment of the method or use of the invention, the anti-EGFR agent is an antibody capable of binding to EGFR, i.e. an anti-EGFR antibody.

**[0182]** In a further embodiment, the anti-EGFR antibody is an intact antibody, i.e. a full-length antibody rather than a fragment. An anti-EGFR antibody used in the method of the present invention may have any suitable affinity and/or avidity for one or more epitopes contained at least partially in EGFR. Preferably, the antibody used binds to human EGFR with an equilibrium dissociation constant ( $K_D$ ) of  $10^{-8}$ M or less, more preferably  $10^{-10}$  M or less.

**[0183]** Particularly antibodies for use in the present invention include zalutumumab (2F8), cetuximab (Erbix), nimotuzumab (h-R3), panitumumab (ABX-EGF), and matuzumab (EMD72000), or a variant antibody of any of these, or an antibody which is able to compete with any of these, such as an antibody recognizing the same epitope as any of these. Competition may be determined by any suitable technique. In one embodiment, competition is determined by an ELISA assay. Often competition is marked by a significantly greater relative inhibition than 5% as determined by ELISA analysis.

**[0184]** Immunotherapeutics, generally, rely on the use of immune effector cells and molecules to target and destroy cancer cells. The immune effector may be, for example, an antibody specific for some marker on the surface of a tumor cell. The antibody alone may serve as an effector of therapy or it may recruit other cells to actually effect cell killing. The antibody also may be conjugated to a drug or toxin (chemotherapeutic, radionuclide, ricin A chain, cholera toxin, pertussis toxin, etc.) and serve merely as a targeting agent. Alternatively, the effector may be a lymphocyte carrying a surface molecule that interacts, either directly or indirectly, with a tumor cell target. Various effector cells include cytotoxic T cells and NK cells.

**[0185]** Gene therapy is the insertion of polynucleotides, including DNA or RNA, into an individual's cells and tissues to treat a disease. Antisense therapy is also a form of gene therapy in the present invention. A therapeutic polynucleotide may be administered before, after, or at the same time of a first cancer therapy. Delivery of a vector encoding a variety of proteins is encompassed within the invention. For example, cellular expression of the exogenous tumor suppressor oncogenes would exert their function to inhibit excessive cellular proliferation, such as p53, p16 and C-CAM.

**[0186]** Additional agents to be used to improve the therapeutic efficacy of treatment include immunomodulatory agents, agents that affect the upregulation of cell surface receptors and GAP junctions, cytostatic and differentiation agents, inhibitors of cell adhesion, or agents that increase the sensitivity of the hyperproliferative cells to apoptotic inducers. Immunomodulatory agents include tumor necrosis factor; interferon alpha, beta, and gamma; IL-2 and other

cytokines; F42K and other cytokine analogs; or MIP-1, MIP-1beta, MCP-1, RANTES, and other chemokines. It is further contemplated that the upregulation of cell surface receptors or their ligands such as Fas/Fas ligand, DR4 or DR5/TRAIL would potentiate the apoptotic inducing abilities of the present invention by establishment of an autocrine or paracrine effect on hyperproliferative cells. Increases in intercellular signaling by elevating the number of GAP junctions would increase the anti-hyperproliferative effects on the neighboring hyperproliferative cell population. In other embodiments, cytostatic or differentiation agents can be used in combination with the present invention to improve the anti-hyperproliferative efficacy of the treatments. Inhibitors of cell adhesion are contemplated to improve the efficacy of the present invention. Examples of cell adhesion inhibitors are focal adhesion kinase (FAKs) inhibitors and Lovastatin. It is further contemplated that other agents that increase the sensitivity of a hyperproliferative cell to apoptosis, such as the antibody c225, could be used in combination with the present invention to improve the treatment efficacy.

**[0187]** Hormonal therapy may also be used in the present invention or in combination with any other cancer therapy previously described. The use of hormones may be employed in the treatment of certain cancers such as breast, prostate, ovarian, or cervical cancer to lower the level or block the effects of certain hormones such as testosterone or estrogen. This treatment is often used in combination with at least one other cancer therapy as a treatment option or to reduce the risk of metastases.

## II. Kits

**[0188]** Certain aspects of the present invention also encompass kits for performing the diagnostic and prognostic methods of the invention. Such kits can be prepared from readily available materials and reagents. For example, such kits can comprise any one or more of the following materials: enzymes, reaction tubes, buffers, detergent, primers, probes, antibodies. In a preferred embodiment, these kits allow a practitioner to obtain samples of neoplastic cells in blood, tears, semen, saliva, urine, tissue, serum, stool, sputum, cerebrospinal fluid and supernatant from cell lysate. In another preferred embodiment these kits include the needed apparatus for performing RNA extraction, RT-PCR, and gel electrophoresis. Instructions for performing the assays can also be included in the kits.

**[0189]** In a particular aspect, these kits may comprise a plurality of agents for assessing the differential expression of a plurality of biomarkers, for example, GR and/or ER, wherein the kit is housed in a container. The kits may further comprise instructions for using the kit for assessing expression, means for converting the expression data into expression values and/or means for analyzing the expression values to generate prognosis. The agents in the kit for measuring biomarker expression may comprise a plurality of PCR probes and/or primers for qRT-PCR and/or a plurality of antibody or fragments thereof for assessing expression of the biomarkers. In another embodiment, the agents in the kit for measuring biomarker expression may comprise an array of polynucleotides complementary to the mRNAs of the biomarkers of the invention. Possible means for converting the expression data into expression values and for analyzing the expression values to generate scores that predict survival or prognosis may be also included.

**[0190]** Kits may comprise a container with a label. Suitable containers include, for example, bottles, vials, and test tubes. The containers may be formed from a variety of materials such as glass or plastic. The container may hold a composition which includes a probe that is useful for prognostic or non-prognostic applications, such as described above. The label on the container may indicate that the composition is used for a specific prognostic or non-prognostic application, and may also indicate directions for either in vivo or in vitro use, such as those described above. The kit of the invention will typically comprise the container described above and one or more other containers comprising materials desirable from a commercial and user standpoint, including buffers, diluents, filters, needles, syringes, and package inserts with instructions for use.

## EXAMPLES

**[0191]** The following examples are given for the purpose of illustrating various embodiments of the invention and are not meant to limit the present invention in any fashion. One skilled in the art will appreciate readily that the present invention is well adapted to carry out the objects and obtain the ends and advantages mentioned, as well as those objects, ends and advantages inherent herein. The present examples, along with the methods described herein are presently representative of preferred embodiments, are exemplary, and are not intended as limitations on the scope of the invention. Changes therein and other uses which are encompassed within the spirit of the invention as defined by the scope of the claims will occur to those skilled in the art.

### Example 1

#### Tumor Biomarker Status

##### **[0192]** A. Results

**[0193]** The glucocorticoid receptor (GR) is highly expressed in the myoepithelium of the normal human breast and in a subset of both ERalpha-positive and negative human breast cancers. In vitro and in vivo experiments suggest that activation of the GR in ER- pre-malignant breast epithelial and cancer cells triggers cell survival pathways under stress conditions (e.g. chemotherapy) that usually induce apoptosis. The inventors examined the association between NR3C1 gene expression and GR target gene expression in human ER- breast cancers and found that ER- breast cancers with high NR3C1 expression also express GR target genes associated with EMT and anti-apoptotic signaling, and that those ER- patients with high NR3C1 gene expression have a significantly worse outcome than NR3C1-low patients. Interestingly, the high NR3C1 gene expression in the ER+ (ESR1-high) subset of patients suggests a slight better outcome, implying a crosstalk between the ER and the GR that is absent in ER- tumors.

**[0194]** Using a global approach of gene expression studies merged with data from GR ChIP-sequencing in ER- pre-malignant breast cells (MCF10A-Myc), the inventors have identified direct GR target genes are significantly associated with cell survival signaling pathways. Interestingly, a meta-analysis of the high NR3C1-expressing ER- tumors reveals that many genes identified by ChIP-sequencing/gene expression analysis are indeed differentially expressed in high

versus low NR3C1-primary breast cancers. These results suggest that GR expression may be a functional biomarker in ER- breast cancer.

TABLE 1

Clinical studies used for meta-analysis		
GEO ID	# of pts	Reference
GSE9195	77	Loi S, et al
GSE7390	189	Desmedt C, et al
GSE6532	212	Loi S, et al
GSE2603	73	Minn A J, et al
GSE2990	183	Sotiriou C, et al
GSE2034	280	Wang Y X, et al
TOTAL	1206	

TABLE 2

Differentially expressed genes with concordant expression by all three methods (33/44 genes)			
Gene expression after Dex-treatment in MCF10A-Myc	Gene expression in NR3C1 + vs. - tumors	GR-binding within distance to TSS after Dex-treatment in MCF10A-Myc	Genes
Up	Up	10 kb 10-100 kb	DUSP1, SGK1, SMARCA2, PTGDS, MCL1, DPYSL2, STOM, LAPTMS, NNMT, SERPINF1, NRIP1, WIPF1, BIN1, IL1R1, ST3GAL5, SEMA4D, MAP3K5, SMARCA2, DPT, BIRC3, PTGDS, PHF15, MAOA, TFPI, SLC46A3, PIAS1, ACSL5, SESN1, C14orf139, LBH
Down	Down	10 kb 10-100 kb	NONE SFN, SPPI, ERBB2
Overlapping genes with NKI-295 gene signature			DUSP1, DPT, NNMT, SERPINF1, IL1R1, FN1, DPYSL2

#### [0195] B. Materials and Methods

##### [0196] Cell Culture and Glucocorticoid Treatment:

[0197] MCF10A-Myc cells were cultured in a 1:1 mixture of DMEM and Hams/F12 medium supplemented with 10% fetal bovine serum, hydrocortisone (0.5 µg/ml), EGF (10 ng/ml), insulin (5 ng/ml) and 100 U/ml penicillin/streptomycin were also added. The cells were then starved for three days of all growth factors and treated with dexamethasone (10-6M) and ethanol of the same volume as a control.

##### [0198] Microarray Gene Expression:

[0199] MCF10A-Myc Cells: Time course (0.5 h, 2 h, 4 h and 24 h) microarray data were obtained using Affymetrix gene arrays (HG-U133A) (Wu et al., 2006). Genes that were induced or repressed  $\geq 1.5$  fold-change were considered to be regulated.

##### [0200] GR ChIP-Seq Experiment and Analysis for MCF10A-Myc Cells:

[0201] Cells were collected for the ChIP assay following 1 hour of Dex (10-6M) or EtOH treatment. The ChIP assay was done basically following Millipore's ChIP Assay Kit instructions. The DNA input (1%) was also sequenced using Illumina's Solexa Sequencer. Short-tag reads (36 bp) were mapped to the Human Genome (UCSC, hg18) by using Maq aligner. GR-binding peaks were called by using MACS software. Known SGK1 and GILZ promoter GR binding-regions (GBRs) were used as positive controls to determine the FDR threshold for retrieving significant GBRs.

#### [0202] Human Primary Breast Cancer Analysis:

[0203] 1) Data Collection: All the clinical data and raw CEL files (all Affymetrix HU-133A and HU-133+2) were obtained from GEO (see Table 1). Low quality arrays were removed by AffyPLM. Arrays were normalized by using RMA and then centered by mean within each study and pooled together. 2) Determination of ESR1 and NR3C1 positivity: Expression data of tumors with known ER IHC status were analyzed using ROC analysis. The Youden Index of the best ESR1 probe's ROC curve was used as the cut-off point to separate ESR1+ and ESR1- tumors. Due to the lack of tumors with both GR IHC and NR3C1 gene expression information, we were unable to use ROC analysis to determine the NR3C1 cutoff. Therefore, based on published and our unpublished GR IHC data, we used the percentiles of NR3C1 gene expression levels that correspond to the observed proportion of GR+ patients. 3) Clustering: Un-

supervised clustering was performed by Cluster using Pearson correlation distance and complete-linkage method. Heat-maps were plotted by Treeview. 4) Statistical analysis: Relapse-free survival (RFS) Kaplan-Meier plot and log-rank test were done by using R's "survival" package. Microarray SAM analysis was performed by using R's "siggenes" package.

#### [0204] Tumor Assessment.

[0205] pAUC areas were calculated for all the probes on the chip by setting  $p=0.2$  (meaning can separate at least 80% patients) for tumors with known ER status ( $n=1000$ ). A probe was then selected that has biggest pAUC area, which is the ESR1 probe 205225\_at. So, this probe is the best one that can separate ER IHC + versus -. Using the 205225\_at probe, the Youden Index of its ROC curve was calculated, that is the max (sensitivity+specificity-1) as the cut-off value for ESR1+ and -. The range of ESR1 expression after normalization was [-5.223868-3.944120]. The Youden Index, i.e. the cut-off is -1.257434. In the  $n=1000$ , training set,  $n=773 > -1.257434$  (ESR1+), and  $n=227 < -1.257434$ . (ESR1-) or i.e. 77.3% quantile

[0206] This cut-off was applied to the entire dataset,  $n=898$  (ESR+),  $n=308$  (ESR-). In addition to the method, the ACTUAL Log 2 value cutoff is needed for ESR1 positivity in normalized meta-dataset, as well as the range of ESR1 values encountered following batched mean normalization. If in one study, samples are obtained from different

hospitals, they were normalized separately. So, to be precisely accurate, the normalization is done within the samples from the same source.

[0207] The ESR1 probe ID from Affymetrix is 205225\_at.

[0208] The NR3C1 probe ID from Affymetrix is 216321\_s\_at

[0209] The range for NR3C1 probe (216321\_s\_at) is [-3.145456 to 2.158716] for the entire data set. For ESR1+, the range is [-3.009359 2.158716] and for ESR1-, the range is [-3.145456 1.917823] Thus, the cut-off for ESR1+, is 0.172189, 55.98% quantile (or about 44% NR3C1+ percentage) and the cut-off for ESR1-, is 0.47332, 82.51% quantile (or about 17.5% NR3C1+ percentage). All the cut-off are log 2 values.

[0210] The cutoffs used are the best cut-off that can separate patients with a p<0.01. If the p-value is loosened to 0.05, the range can be widened.

[0211] For ESR1+ patients, NR3C1+ patients can be from about 35% to 60% (about 44% is the best). For ESR1- patients, NR3C1+ patients can be from about 30% to 15% (about 17.5% is the best)

Example 2

Mifepristone Pretreatment Enhances Paclitaxel Anti-Tumor Effectiveness in Models of Human Breast Cancer

[0212] Xenografted ER-/PR-/HER2- (GR+) MDA-MB-231 human breast cancer cells (1x10<sup>7</sup> cells in 50 µl of PBS) were injected into the mammary fat pad of female Severe

Combined Immunodeficient Mice (SCID) mice and allowed to grow until reaching approximately 100 mm<sup>3</sup>. Mice were then injected intraperitoneally with either both vehicles, paclitaxel (10 mg/kg)+the mifepristone vehicle, or the combination of mifepristone (15 mg/kg) administered two hours prior to paclitaxel (10 mg/kg) for five successive days. The longest (L) and shortest (S) diameters of the tumors were measured bi-weekly with electronic calipers and tumor volume was calculated using the formula for an ellipsoid sphere: volume=S2xLx0.52. Mifepristone pretreatment significantly decreased tumor volume over time (P=0.013) compared to treatment with paclitaxel alone (FIG. 8).

Example 3

Mifepristone Pretreatment Increases Tamoxifen-Resistant MCF-7 (T-R-MCF-7), but not Parental MCF-7 Cell Susceptibility to Paclitaxel In Vitro

[0213] Parental MCF-7 (ER+/PR+/GR+) and T-R MCF-7 (ER+/PR+/GR+) cells were treated with the appropriate vehicle (ethanol for mifepristone and castor oil/saline for paclitaxel), paclitaxel alone (10<sup>-6</sup> M), and paclitaxel/mifepristone (10<sup>-6</sup> M). Apoptosis was measured using FITC conjugated-anti-Annexin V antibody labeling followed FACS analysis to determine the percentage of the total cell population undergoing apoptosis after 20 hours of treatment. Mean+/-SE is shown. Significantly more apoptosis (P=0.028) was observed in the T-R MCF-7 cells when treated with mifepristone/paclitaxel compared to paclitaxel alone (FIG. 9). No difference was seen in the parental MCF-7 cells.

Sequence Listing

NR3C1 GenBank AY436590-127687 bp, incorporated herein by reference  
 ESR1 GenBank NG\_008493-419779 bp, incorporated herein by reference

NR3C1 mRNA

SEQ ID NO: 1

TTTTTAGAAAAAAAAAATATATTTCCCTCCTGCTCCTTCTGCGTTCACAAGCTAAGTTGTTTATCTCGGC  
 TGCGGCGGGAAGTGCAGCGGTGGCGGCGAGCGGCTCCTCTGCCAGAGTTGATATTCACTGATGGACTC  
 CAAAGAATCATTAAGTCTGTTAGAGAAAGAAAACCCAGCAGTGTGCTTGCTCAGGAGAGGGGAGATGTG  
 ATGGACTTCTATAAAACCTAAGAGGAGGAGCTACTGTGAAGGTTTCTGCGTCTTACCCTCACTGGCTG  
 TCGCTTCTCAATCAGACTCCAAGCAGCGAAGACTTTTGGTTGATTTTCCAAAAGGCTCAGTAAGCAATGC  
 GCAGCAGCCAGATCTGTCAAAAGCAGTTTCACTCTCAATGGGACTGTATATGGGAGAGACAGAAAACAAA  
 GTGATGGGAAATGACCTGGGATTTCCACAGCAGGGCCAAATCAGCCTTTCTCGGGGAAACAGACTTAA  
 AGCTTTTGAAGAAAGCATTGCAAACCTCAATAGGTCGACCAGTGTTCAGAGAACCCCAAGAGTTCCAGC  
 ATCCACTGCTGTGCTGCTGCCCCACAGAGAAGGAGTTTCCAAAACTCACTCTGATGTATCTTCAGAA  
 CAGCAACATTTGAAGGCCAGACTGGCACCAACGGTGGCAATGTGAAATTGTATACCAGACCAAAGCA  
 CCTTTGACATTTTGAGGATTTGGAGTTTTCTTCTGGGTCCCAGGTAAGAGACGAATGAGAGTCTCTG  
 GAGATCAGACCTGTTGATAGATGAAAAGTGTGTTGCTTCTCCTCTGGCGGAGAGAGGATTCATTCCTT  
 TTGAAGGAAACTCGAATGAGGACTGCAAGCCTCTCATTTTACCGGACACTAAACCCAAAATTAAGGATA  
 ATGGAGATCTGGTTTTGTCAAGCCCCAGTAATGTAACACTGCCCAAGTGAAGACAGAAAAGAAAGATT  
 CATCGAAGTCTGCACCCCTGGGGTAATTAAGCAAGAGAACTGGGCACAGTTTACTGTCTAGGCAAGCTTT  
 CCTGGAGCAAATATAATTGGTAATAAAATGTCTGCCATTTCTGTTCATGGTGTGAGTACCTCTGGAGGAC

- continued

---

Sequence Listing

---

AGATGTACCACATGACATGAATACAGCATCCCTTTCTCAACAGCAGGATCAGAAGCCTATTTTTAATGT  
CATTCCACCAATTCCCCTGGTTCCGAAAATTTGGAATAGGTGCCAAGGATCTGGAGATGACAACCTTGACT  
TCTCTGGGGACTCTGAACTCCCTGGTCGAACAGTTTTTTCTAATGGCTATTCAAGCCCAGCATGAGAC  
CAGATGTAAGCTCTCCTCCATCCAGCTCCTCAACAGCAACAACAGGACCACCTCCCAAACCTGCCTGGT  
GTGCTCTGATGAAGCTTCAGGATGTCATTATGGAGTCTTAACTGTGGAAGCTGTAAAGTTTTCTTCAA  
AGAGCAGTGAAGGACAGCACAAATACCTATGTGCTGGAAGGAATGATTGCATCATCGATAAAATTCGAA  
GAAAAAATGCCAGCATGCCGCTATCGAAAATGTCTTCAGGCTGGAATGAACCTGGAAGCTCGAAAAAC  
AAAGAAAAAATAAAGGAATTCAGCAGGCCACTACAGGAGTCTCACAGAAACCTCTGAAAATCCTGGT  
AACAAAACAATAGTTCTGCAACGTACCACAACACACCCCTACCCTGGTGTACTGTGGAGGTTATTG  
AACCTGAAGTGTATATGCAGGATATGATAGCTCTGTTCCAGACTCAACTTGGAGGATCATGACTACGCT  
CAACATGTTAGGAGGGCGGCAAGTATTGCAGCAGTGAATGGGCAAAGGCAATACCAGGTTTCAGGAAC  
TTACACCTGGATGACCAAAATGACCCCTACTGCAGTACTCCTGGATGTTTCTTATGGCATTTGCTCTGGGGT  
GGAGATCATATAGACAATCAAGTGCAAACCTGCTGTGTTTGCTCCTGATCTGATTATTAATGAGCAGAG  
AATGACTCTACCTGCATGTACGACCAATGTAAACACATGCTGTATGTTTCTCTGAGTTACACAGGCTT  
CAGGTATCTTATGAAGAGTATCTCTGTATGAAAACCTTACTGCTTCTCTTCTCAGTTCCTAAGGACGGTC  
TGAAGAGCCAAGAGCTATTTGATGAAATAGAAATGACCTACATCAAAGAGCTAGGAAAAGCCATTGTCAA  
GAGGGAAGGAAACTCCAGCCAGAATGCGAGCGGTTTTATCAACTGACAAAACCTCTGGATTCTATGCAT  
GAAGTGGTTGAAAATCTCCTTAACTATTGCTTCCAAACATTTTTGGATAAGACCATGAGTATTGAATTCC  
CCGAGATGTTAGCTGAAATCATACCAATCAGATACCAAATATTTCAAATGGAAATATCAAAAACTTCT  
GTTTCATCAAAGTACTGCCCTTAAATAAGAATGGTTCCTTAAAGAAAGTCGAATTAATAGCTTTTATTG  
TATAAACTATCAGTTTGTCTGTAGAGGTTTTGTGTTTTATTTTTTATTGTTTTTCTGTGTTTTGT  
TTTAAATACGCACTACATGTGGTTTTATAGAGGGCCAAGACTTGGCAACAGAAGCAGTTGAGTCGTCATCA  
CTTTTCAGTGTAGGAGAGTAGATGGTGAATTTATAGTTAATATATCCCAGAAATAGAAACCTTAAT  
ATGTGGACGTAATCTCCACAGTCAAAGAAGGATGGCACCTAAACCACAGTGCCCAAAGTCTGTGTGATG  
AACTTCTCTTACTACTTTTTTTCACAGTTGGCTGGATGAAATTTCTAGACTTTCTGTTGGTGTATCCC  
CCCCCTGTATAGTTAGGATAGCATTTTTGATTTATGCATGGAAACCTGAAAAAAGTTTACAAGTGTAT  
ATCAGAAAAGGGAAGTTGTCCTTTTATAGCTATTAAGTCTGGTTTTTAACAATTTCTTTATATTTTAGT  
GAACTACGCTTGCTCATTTTTTCTTACATAATTTTTTATTCAAGTTATTGTACAGCTGTTAAGATGGGC  
AGCTAGTTCGTAGCTTTCCCAAATAAATCTAAACATTAATCAATCATCTGTGTGAAAATGGGTGGTGC  
TTCTAACCTGATGGCATTAGCTATCAGAAGACCACAAAATTTGACTCAAATCTCCAGTATTCTGTCAA  
AAAAAATAAATAAAGCTCATATTTGTATATATCTGCTTCAGTGGAGAATTATATAGGTTGTGCAAT  
TAACAGTCTAACTGGTATAGAGCACCTAGTCCAGTGACCTGCTGGGTAAACTGTGGATGATGGTTGCAA  
AAGACTAATTTAAAAATAAATACCAAGAGGCCCTGTCTGTACCTAACGCCCTATTTTTGCAATGGCTAT  
ATGGCAAGAAAGCTGGTAAACTATTTGTCTTTCAGGACCTTTTGAAGTAGTTTGTATAACTTCTTAAAG  
TTGTGATTCAGATAACCAGCTGTAACACAGCTGAGAGACTTTTAAATCAGACAAAGTAATTCCTCTCACT  
AACTTTACCCAAAAACTAAATCTCTAATATGGCAAAAATGGCTAGACACCCATTTTACATTCCTCATCT  
GTCACCAATTGGTTAATCTTCTGATGGTACAGGAAAGCTCAGCTACTGATTTTTGTGATTTAGAAGTGTG

-continued

## Sequence Listing

TATGTATGTCAGACATCCATGTTTGTAAAACACTACACATCCCTAATGTGTGCCATAGAGTTTAAACAAGT  
 CCTGTGAATTTCTTCACTGTTGAAAATTATTTTAAACAAAATAGAAGCTGTAGTAGCCCTTCTGTGTGC  
 ACCTTACCAACTTTCTGTAACCTCAAACTTAACATATTTACTAAGCCACAAGAAATTTGATTTCTATTC  
 AAGGTGGCCAAATTTTGTGTAATAGAAAACGAAAATCTAATATTTAAAAATATGGAACCTCTAATATA  
 TTTTATATTTAGTTATAGTTTCAGATATATATCATATTTGGTATTCATAATCTGGGAAGGGAAGGGCTA  
 CTGCAGCTTTACATGCAATTTATAAAAATGATGTAAAAATAGCTTGTATAGTGTAAAAATAAGAATGATTT  
 TTAGATGAGATTTTATCATGACATGTTATATATTTTGTAGGGGTCAAAGAAATGCTGATGGATAA  
 CCTATATGATTTATAGTTTGTACATGCATTCATACAGGCAGCGATGGTCTCAGAAACCAACAGTTTGCT  
 CTAGGGGAAGAGGGAGATGGAGACTGGTCTGTGTGCAGTGAAGGTTGCTGAGGCTCTGACCCAGTGAGA  
 TTACAGAGGAAGTTATCCTCTGCCTCCCATTTCTGACCACCTTCTCATTCACAGTGAGTCTGTCAGCG  
 CAGGTTTAGTTTACTCAATCTCCCTTGCACATAAAGTATGTAAGTATGTAACAGGAGACAGGAAGGTG  
 GTGCTTACATCCTTAAAGGCACCATCTAATAGCGGGTTACTTTCACATACAGCCCTCCCCAGCAGTTGA  
 ATGACAACAGAAGCTTCAGAAGTTTGGCAATAGTTTGCATAGAGGTACCAGCAATATGTAATAGTGCAG  
 AATCTCATAGGTTGCCAATAATACACTAATTCCTTTCTATCTACAACAAGAGTTTATTTCCAAATAAAA  
 TGAGGACATGTTTTGTTTTCTTTGAATGCTTTTTGAATGTTATTTGTTATTTTCAGTATTTTGAGAAA  
 TTATTTAATAAAAAACAATCATTGCTTTTTG

ESR1 Mrna (partial)

SEQ ID NO: 2

AGGAGCTGGC GGAGGGCGTT CGTCTGGGA CTGCACTGC TCCCGTCGGG TCGCCCGGCT  
 TCACCGGACC CGCAGGCTCC CGGGCAGGG CCGGGCCAG AGCTCGCGTG TCGCCGGGAC  
 ATGCGCTGCG TCGCCTCTAA CCTCGGGCTG TGCTCTTTT CCAGGTGGCC CGCCGGTTTC  
 TGAGCCTTCT GCCCTGCGGG GACACGGTCT GCACCCCTGCC CGCGCCACG GACCATGACC  
 ATGACCTCC ACACCAAAGC ATCTGGGATG GCCCTACTGC ATCAGATCCA AGGGAACGAG  
 CTGGAGCCCC TGAACCGTCC GCAGCTCAAG ATCCCCCTGG AGCGGCCCT GGGCGAGGTG  
 TACCTGGACA GCAGCAAGCC CGCCGTGTAC AACTACCCCG AGGGCGCCGC CTACGAGTTC  
 AACGCCGCGG CCGCCGCCAA CGCGCAGGTC TACGGTCAGA CCGCCTCCC CTACGGCCCC  
 GGGTCTGAGG CTGCGGCGTT CGGCTCCAAC GGCCTGGGG GTTTCCCCC ACTCAACAGC  
 GTGTCTCGA GCCCGCTGAT GCTACTGCAC CCGCCGCCG AGCTGTGCGC TTTCTGCGC  
 CCCCACGGCC AGCAGGTGCC CTACTACCTG GAGAACGAGC CCAGCGGCTA CACGGTGCGC  
 GAGGCCGGCC CGCCGGCATT CTACAGGCCA AATTCAGATA ATCGACGCCA GGGTGGCAGA  
 GAAAGATTGG CCAGTACCAA TGACAAGGGA AGTATGGCTA TGGAATCTGC CAAGGAGACT  
 CGCTACTGTG CAGTGTGCAA TGAATATGCT TCAGGCTACC ATTATGGAGT CTGGTCTGT  
 GAGGGCTGCA AGGCTTCTT CAAGAGAAGT ATTCAGGAC ATAACGACTA TATGTGTCCA  
 GCCCAACC AGTGCACCAT TGATAAAAAC AGGAGGAAGA GCTGCCAGG CTGCCGGCTC  
 CGCAAATGCT ACGAAGTGGG AATGATGAAA GGTGGGATAC GAAAAGACCG AAGAGGAGGG  
 AGAATGTTGA AACACAAGCG CCAGAGAGAT GATGGGGAGG GCAGGGGTGA AGTGGGGTCT  
 GCTGGAGACA TGAGAGCTGC CAACCTTTGG CCAAGCCCGC TCATGATCAA ACGCTCTAAG  
 AAGAACAGCC TGGCCTTGTG CCTGACGGCC GACCAGATGG TCAGTGCCTT GTTGGATGCT

-continued

## Sequence Listing

GAGCCCCCA TACTCTATTC CGAGTATGAT CCTACCAGAC CCTTCAGTGA AGCTTCGATG  
ATGGGCTTAC TGACCAACCT GGCAGACAGG GAGCTGGTTC ACATGATCAA CTGGGCGAAG  
AGGGTGCCAG GCTTTGTGGA TTTGACCCCT CATGATCAGG TCCACCTTCT AGAATGTGCC  
TGGCTAGAGA TCCTGATGAT TGGTCTCGTC TGGCGCTCCA TGGAGCACCC AGGGAAGCTA  
CTGTTTGCTC CTAACCTGCT CTTGGACAGG AACAGGGAA AATGTGTAGA GGGCATGGT  
GAGATCTTCG ACATGCTGCT GGCTACATCA TCTCGGTTC GCATGATGAA TCTGCAGGGA  
GAGGAGTTG TGTGCCTCAA ATCTATTATT TTGCTTAATT CTGGAGTGTA CACATTTCTG  
TCCAGCACCC TGAAGTCTCT GGAAGAGAAG GACCATATCC ACCGAGTCCCT GGACAAGATC  
ACAGACACTT TGATCCACCT GATGGCCAAG GCAGGCCTGA CCCTGCAGCA GCAGACCAG  
CGGCTGGCCC AGCTCCTCCT CATCCTCTCC CACATCAGGC ACATGAGTAA CAAAGGCATG  
GAGCATCTGT ACAGCATGAA GTGCAAGAAC GTGGTGCCCC TCTATGACCT GCTGCTGGAG  
ATGCTGGACG CCCACCGCCT ACATGCGCCC ACTAGCCGTG GAGGGGCATC CGTGGAGGAG  
ACGGACCAA GCCACTTGGC CACTGCGGGC TCTACTTCAT CGCATTCCTT GCAAAGTAT  
TACATCACGG GGGAGGCAGA GGGTTTCCCT GCCACGGTCT GAGAGCTCCC TGGCTCCAC  
ACGGTTCAGA TAATCCCTGC TGCATTTTAC CCTCATCATG CACCACTTA GCCAAATCT  
GTCTCCTGCA TACTACTCGG CATGCATCCA ACACCAATGG CTTTCTAGAT GAGTGGCCAT  
TCATTTGCTT GCTCAGTCT TAGTGGCACA TCTTCTGTCT TCTGTTGGGA ACAGCCAAG  
GGATTCCAAG GCTAAATCTT TGTAACAGCT CTCTTTCCCC CTTGCTATGT TACTAAGCGT  
GAGGATCCC GTAGCTCTC ACAGCTGAAC TCAGTCTATG GGTGGGGCT CAGATAACTC  
TGTGCATTTA AGCTACTTGT AGAGACCCAG GCCTGGAGAG TAGACATTTT GCCTCTGATA  
AGCACTTTTT AAATGGCTCT AAGAATAAGC CACAGCAAAG AATTTAAAGT GGCTCCTTTA  
ATTGGTGACT TGGAGAAAGC TAGGTCAAGG GTTTATTATA GCACCTCTT GTATTCCTAT  
GGCAATGCAT CCTTTTATGA AAGTGGTACA CCTTAAAGCT TTTATATGAC TGTAGCAGAG  
TATCTGGTGA TTGTCAATTC ATTCCTCCTA TAGGAATACA AGGGGCACAC AGGGAAGGCA  
GATCCCCTAG TTGGCAAGAC TATTTTAACT TGATACACTG CAGATTCAGA TGTGCTGAAA  
GCTCTGCCTC TGGCTTCCG GTCATGGGT CCAAGTAAAT CATGCCTCCC ATGGACCTAT  
GGAGAGCAGC AAGTTGATCT TAGTTAAGTC TCCCTATATG AGGGATAAGT TCCTGATTTT  
TGTTTTTATT TTTGTGTAC AAAAGAAAGC CCTCCCTCCC TGAACCTGCA GTAAGGTCAG  
CTTCAGGACC TGTTCAGTG GGCACGTGAC TTGGATCTTC CCGCGTGTG TGTGCCTTAC  
ACAGGGGTGA ACTGTTCACT GTGGTGATGC ATGATGAGGG TAAATGGTAG TTGAAAGGAG  
CAGGGGCCCT GGTGTTGCAT TTAGCCCTGG GGCATGGAGC TGAACAGTAC TTGTGCAGGA  
TTGTTGTGGC TACTAGAGAA CAAGAGGGAA AGTAGGGCAG AAAGTGGATA CAGTTCTGAG  
GCACAGCCAG ACTTGCTCAG GGTGGCCCTG CCACAGGCTG CAGCTACCTA GGAACATTCC  
TTGCAGACCC CGCATTGCC TTTGGGGTG CCCTGGGATC CCTGGGGTAG TCCAGCTCTT  
CTTCATTTCC CAGCGTGGCC CTGGTTGGAA GAAGCAGCTG TCACAGCTGC TGTAGACAGC  
TGTGTTCTTA CAATTGGCCC AGCACCTGG GGCACGGGAG AAGGGTGGGG ACCGTTGCTG  
TCACTACTCA GGCTGACTGG GGCCTGGTCA GATTACGTAT GCCCTTGGTG GTTTAGAGAT

-continued

## Sequence Listing

---

AATCCAAAAT CAGGGTTTGG TTTGGGAAG AAAATCCTCC CCCTTCCTCC CCCGCCCGT  
TCCCTACCGC CTCCACTCCT GCCAGCTCAT TTCCTCAAT TTCCTTTGAC CTATAGGCTA  
AAAAAGAAAG GCTCATTCCA GCCACAGGGC AGCCTTCCTT GGGCCTTTGC TTCTCTAGCA  
CAATTATGGG TTACTTCCTT TTTCTTAACA AAAAGAATG TTTGATTTC TCTGGGTGAC  
CTTATTGTCT GTAATTGAAA CCCTATTGAG AGGTGATGTC TGTGTTAGCC AATGACCCAG  
GTGAGCTGCT CGGGCTTCTC TTGGTATGTC TTGTTTGGAA AAGTGGATTT CATTCAATTC  
TGATTGTCCA GTTAAGTGAT CACCAAAGGA CTGAGAATCT GGGAGGGCAA AAAAAAAAAA  
AAAGTTTTTA TGTGCACTTA AATTGGGGA CAATTTTATG TATCTGTGT AAGGATATGT  
TTAAGAACAT AATCTTTTGG TTGCTGTTTG TTAAGAAGC ACCTTAGTTT GTTTAAGAAG  
CACCTTATAT AGTATAATAT ATATTTTTTT GAAATTACAT TGCTTGTTTA TCAGACAATT  
GAATGTAGTA ATTCTGTCTT GGATTTAAT TGACTGGGTT AACATGCAA AACCAAGGAA  
AAATATTTAG TTTTTTTTTT TTTTTTTGTA TACTTTTCAA GCTACCTTGT CATGTATACA  
GTCATTTATG CCTAAAGCCT GGTGATTATT CATTAAATG AAGATCACAT TTCATATCAA  
CTTTTGATC CACAGTAGAC AAAATAGCAC TAATCCAGAT GCCTATTGTT GGATACTGAA  
TGACAGACAA TCTTATGTAG CAAAGATTAT GCCTGAAAAG GAAAATTATT CAGGGCAGCT  
AATTTTGCTT TTACCAAAT ATCAGTAGTA ATATTTTGG ACAGTAGCTA ATGGGTCAGT  
GGGTCTTTT TAATGTTTAT ACTTAGATT TCTTTTAAA AAATTAATAA AAAACAAAAA  
AAAATTTCTA GGACTAGACG ATGTAATACC AGCTAAAGCC AAACAATTAT ACAGTGAAG  
GTTTTACATT ATTCATCCAA TGTGTTTCTA TTCATGTTAA GATACTACTA CATTTGAAGT  
GGCAGAGAA CATCAGATGA TTGAAATGTT CGCCCAGGGG TCTCCAGCAA CTTTGAAAT  
CTCTTTGTAT TTTTACTTGA AGTGCCACTA ATGGACAGCA GATATTTTCT GGCTGATGTT  
GGTATTGGGT GTAGGAACAT GATTTAAAA AAAACTCTTG CCTCTGCTTT CCCCCTCTCT  
GAGGCAAGTT AAAATGTAAT AGATGTGATT TATCTGGGGG GCTCAGGTAT GGTGGGGGAG  
TGGATTCAAG AATCTGGGGA ATGGCAAATA TATTAAGAAG AGTATTGAAA GTATTTGGAG  
GAAAATGGTT AATCTGGGT GTGCACCAGG GTTCAGTAGA GTCCACTTCT GCCCTGGAGA  
CCACAAATCA ACTAGCTCCA TTTACAGCCA TTTCTAAAAT GGCAGCTTCA GTTCTAGAGA  
AGAAAGAACA ACATCAGCAG TAAAGTCCAT GGAATAGCTA GTGGTCTGTG TTTCTTTTCG  
CCATTGCCTA GCTTGCCGTA ATGATTCTAT AATGCCATCA TGCAGCAATT ATGAGAGGCT  
AGGTCAATCA AAGAGAAGAC CCTATCAATG TAGGTTGCAA AATCTAACC CTAAGGAAGT  
GCAGTCTTTG ATTTGATTTT CCTAGTAACC TTGCAGATAT GTTTAACCAA GCCATAGCCC  
ATGCCTTTTG AGGGCTGAAC AAATAAGGGA CTTACTGATA ATTTACTTTT GATCACATTA  
AGGTGTTCTC ACCTTGAAT CTTATACACT GAAATGGCCA TTGATTTAGG CCACTGGCTT  
AGAGTACTCC TTCCCCTGCA TGACACTGAT TACAAATACT TTCCTATFCA TACTTTCCAA  
TTATGAGATG GACTGTGGGT ACTGGGAGTG ATCACTAACA CCATAGTAAT GTCTAATATT  
CACAGGCAGA TCTGCTTGGG GAAGCTAGTT ATGTGAAAGG CAAATAGAGT CATACTAGTAG  
CTCAAAGGC AACATAAAT CTCTTTGGTG CAGGTCTTGG GAGCGTGATC TAGATTACAC  
TGCACCATTC CCAAGTTAAT CCCCTGAAA CTTACTCTCA ACTGGAGCAA ATGAACTTTG

-continued

## Sequence Listing

GTCCCAAATA TCCATCTTTT CAGTAGCGTT AATTATGCTC TGTTTCCAAC TGCATTTCTT  
 TTCCAATTGA ATTAAGTGT GGCCTCGTTT TTAGTCATT AAAATTGTTT TCTAAGTAAT  
 TGCTGCCTCT ATTATGGCAC TTCAATTTTG CACTGTCTTT TGAGATTCAA GAAAAATTC  
 TATTCTTTTT TTTGCATCCA ATTGTGCCCTG AACTTTTAAA ATATGTAAAT GCTGCCATGT  
 TCCAAACCCA TCGTCAGTGT GTGTGTTTAG AGCTGTGCAC CCTAGAAACA ACATATTGTC  
 CCATGAGCAG GTGCCTGAGA CACAGACCCC TTTGCATTCA CAGAGAGGTC ATTGGTTATA  
 GAGACTTGAA TTAATAAGTG ACATTATGCC AGTTTCTGTT CTCTCACAGG TGATAAACAA  
 TGCTTTTTGT GCACTACATA CTCTTCAGTG TAGAGCTCTT GTTTTATGGG AAAAGGCTCA  
 AATGCCAAAT TGTGTTTGTAT GGATTAATAT GCCCTTTTGC CGATGCATAC TATTACTGAT  
 GTGACTCGGT TTTGTGCGAG CTTTGCTTTG TTTAATGAAA CACACTTGTA AACCTCTTTT  
 GCACTTTGAA AAAGAATCCA GCGGGATGCT CGAGCACCTG TAAACAATTT TCTCAACCTA

SEQ ID NO: 3-46

MCL1, SAP30, DUSP1, SGK1, SMARCA2, PTGDS, TNFRSF9, SFN,  
 LAPTM5, GPSM2, SORT1, DPT, NR1P1, ACSL5, BIRC3, NNMT, IGFBP6,  
 PLXNC1, SLC46A3, C14orf139, PIAS1, IDH2, SERPINF1, ERBB2,  
 PECAM1, LBH, ST3GAL5, IL1R1, BIN1, WIPF1, TPPI, FN1, FAM134A,  
 NR1P1, RAC2, SPP1, PHF15, BTN3A2, SESN1, MAP3K5, DPYSL2, SEMA4D,  
 STOM, and MAOA gene.

SEQ ID NO: 47

GR alpha.

SEQ ID NO: 48

GR beta.

SEQ ID NO: 49

NRR3C1 mRNA (complete)

## REFERENCES

- [0214] The following references, to the extent that they provide exemplary procedural or other details supplementary to those set forth herein, are specifically incorporated herein by reference.
- |        |                         |        |                         |
|--------|-------------------------|--------|-------------------------|
| [0215] | U.S. Pat. No. 5,143,854 | [0236] | U.S. Pat. No. 5,527,681 |
| [0216] | U.S. Pat. No. 5,202,231 | [0237] | U.S. Pat. No. 5,529,756 |
| [0217] | U.S. Pat. No. 5,242,974 | [0238] | U.S. Pat. No. 5,532,128 |
| [0218] | U.S. Pat. No. 5,288,644 | [0239] | U.S. Pat. No. 5,545,531 |
| [0219] | U.S. Pat. No. 5,324,633 | [0240] | U.S. Pat. No. 5,547,839 |
| [0220] | U.S. Pat. No. 5,384,261 | [0241] | U.S. Pat. No. 5,554,501 |
| [0221] | U.S. Pat. No. 5,405,783 | [0242] | U.S. Pat. No. 5,556,752 |
| [0222] | U.S. Pat. No. 5,412,087 | [0243] | U.S. Pat. No. 5,561,071 |
| [0223] | U.S. Pat. No. 5,424,186 | [0244] | U.S. Pat. No. 5,571,639 |
| [0224] | U.S. Pat. No. 5,429,807 | [0245] | U.S. Pat. No. 5,580,726 |
| [0225] | U.S. Pat. No. 5,432,049 | [0246] | U.S. Pat. No. 5,580,732 |
| [0226] | U.S. Pat. No. 5,436,327 | [0247] | U.S. Pat. No. 5,593,839 |
| [0227] | U.S. Pat. No. 5,445,934 | [0248] | U.S. Pat. No. 5,599,672 |
| [0228] | U.S. Pat. No. 5,468,613 | [0249] | U.S. Pat. No. 5,599,695 |
| [0229] | U.S. Pat. No. 5,470,710 | [0250] | U.S. Pat. No. 5,610,287 |
| [0230] | U.S. Pat. No. 5,472,672 | [0251] | U.S. Pat. No. 5,624,711 |
| [0231] | U.S. Pat. No. 5,492,806 | [0252] | U.S. Pat. No. 5,631,134 |
| [0232] | U.S. Pat. No. 5,503,980 | [0253] | U.S. Pat. No. 5,639,603 |
| [0233] | U.S. Pat. No. 5,510,270 | [0254] | U.S. Pat. No. 5,654,413 |
| [0234] | U.S. Pat. No. 5,525,464 | [0255] | U.S. Pat. No. 5,658,734 |
| [0235] | U.S. Pat. No. 5,525,464 | [0256] | U.S. Pat. No. 5,661,028 |
|        |                         | [0257] | U.S. Pat. No. 5,665,547 |
|        |                         | [0258] | U.S. Pat. No. 5,667,972 |
|        |                         | [0259] | U.S. Pat. No. 5,695,940 |
|        |                         | [0260] | U.S. Pat. No. 5,700,637 |
|        |                         | [0261] | U.S. Pat. No. 5,744,305 |

- [0262] U.S. Pat. No. 5,800,992  
 [0263] U.S. Pat. No. 5,807,522  
 [0264] U.S. Pat. No. 5,830,645  
 [0265] U.S. Pat. No. 5,837,196  
 [0266] U.S. Pat. No. 5,847,219  
 [0267] U.S. Pat. No. 5,871,928  
 [0268] U.S. Pat. No. 5,876,932  
 [0269] U.S. Pat. No. 5,919,626  
 [0270] U.S. Pat. No. 6,004,755  
 [0271] U.S. Pat. No. 6,087,102  
 [0272] U.S. Pat. No. 6,368,799  
 [0273] U.S. Pat. No. 6,383,749  
 [0274] U.S. Pat. No. 6,617,112  
 [0275] U.S. Pat. No. 6,638,717  
 [0276] U.S. Pat. No. 6,720,138  
 [0277] U.S. Patent Publ. 2010/0135956  
 [0278] Belanoff et al., *Eur. J. Pharmacol.*, 655(1-3):117-20, 2011.  
 [0279] Cho et al. *Biochemistry*, 44(9):3547-61, 2005.  
 [0280] Clark, *Curr. Top. Med. Chem.* 8(9):813-838, 2008.  
 [0281] Colleoni et al., *Annals of Oncology*, 11(8):1057, 2000.  
 [0282] European Appln. EP 373 203  
 [0283] European Appln. EP 785 280  
 [0284] European Appln. EP 799 897  
 [0285] Evans, *Science*, 240:889, 1988.  
 [0286] Fodor et al., *Science*, 251:767-777, 1991.  
 [0287] Grover and Martin, *Carcinogenesis*, 23(7):1095-102, 2002.  
 [0288] Hacia et al., *Nature Genet.*, 14:441-449, 1996.  
 [0289] Harrison's Principles of Internal Medicine, Kasper et al. (Eds.), 16<sup>th</sup> Ed., Chapter 70, 2005.  
 [0290] Henderson et al. *Cancer Res.*, 48:246-253, 1988.  
 [0291] Keen and Davidson, *Cancer*, 97(3 Suppl):825-33, 2003.  
 [0292] Ma et al., *J. Immunol.*, 171(2):608-615, 2003.  
 [0293] MacBeath and Schreiber, *Science*, 289(5485):1760-3, 2000.  
 [0294] Melhem et al, *Clin. Cancer Res.*, 15(9):3196-204, 2009.  
 [0295] Mikosz et al., *J. Biol. Chem.*, 276:16649-54, 2001.  
 [0296] Moran et al., *Cancer Res.*, 60:867-872, 2000.  
 [0297] Pandey and Mann, *Nature*, 405(6788):837-46, 2000.  
 [0298] Pang and Conzen, *Cancer Biol. Ther. Cancer Biol. Ther.*, 5(8):933-40, 2006.  
 [0299] PCT Appln. WO 01/68255  
 [0300] PCT Appln. WO 03/020898  
 [0301] PCT Appln. WO 03/022421  
 [0302] PCT Appln. WO 03/023058  
 [0303] PCT Appln. WO 03/029485  
 [0304] PCT Appln. WO 03/040410  
 [0305] PCT Appln. WO 03/053586  
 [0306] PCT Appln. WO 03/066906  
 [0307] PCT Appln. WO 03/067217  
 [0308] PCT Appln. WO 03/076928  
 [0309] PCT Appln. WO 03/087297  
 [0310] PCT Appln. WO 03/091426  
 [0311] PCT Appln. WO 03/093810  
 [0312] PCT Appln. WO 03/100448A1  
 [0313] PCT Appln. WO 04/020085  
 [0314] PCT Appln. WO 04/027093  
 [0315] PCT Appln. WO 09/923256  
 [0316] PCT Appln. WO 09/936760  
 [0317] PCT Appln. WO 93/17126  
 [0318] PCT Appln. WO 95/11995  
 [0319] PCT Appln. WO 95/21265  
 [0320] PCT Appln. WO 95/21944  
 [0321] PCT Appln. WO 95/35505  
 [0322] PCT Appln. WO 96/30347  
 [0323] PCT Appln. WO 96/31622  
 [0324] PCT Appln. WO 96/33980  
 [0325] PCT Appln. WO 97/10365  
 [0326] PCT Appln. WO 97/27317  
 [0327] PCT Appln. WO 9743450  
 [0328] PCT Appln. WO 99/35505  
 [0329] PCT Appln. WO 01/38580  
 [0330] PCT Appln. WO 03/100012  
 [0331] Pease et al., *Proc. Natl. Acad. Sci. USA*, 91:5022-5026, 1994.  
 [0332] Peeters et al., *Ann. NY Acad. Sci.*, 1148:536-41, 2008.  
 [0333] Pike et al., *Epidemiologic Rev.*, 15(1):17-35, 1993.  
 [0334] Shoemaker et al., *Nature Genetics*, 14:450-456, 1996.  
 [0335] Sims et al. *BMC Medical Genomics*, 1(42):1-14, 2008.  
 [0336] Sorlie et al., *Proc. Natl. Acad. Sci. USA*, 98:10869-10874., 2001.  
 [0337] Srinivas et al., *Clin. Chem.*, 48(8):1160-9, 2002.  
 [0338] UK Appln. 8 803 000  
 [0339] Wu et al., *Cancer Res.*, 64:1757-64, 2004.  
 [0340] Wu et al., *J. Clin. Invest.*, 114:560-568, 2004.  
 [0341] Wu et al., *Mol Endocrinol.*, 2006

## SEQUENCE LISTING

<160> NUMBER OF SEQ ID NOS: 49

<210> SEQ ID NO 1

<211> LENGTH: 4794

<212> TYPE: DNA

<213> ORGANISM: Homo sapiens

<220> FEATURE:

<223> OTHER INFORMATION: nuclear receptor subfamily 3, group C, member 1 (NR3C1), glucocorticoid receptor cDNA

<400> SEQUENCE: 1

tttttagaaa aaaaaaatat atttccctcc tgctccttct gcggtcacaa gctaagttgt 60

ttatctcggc tggcgggga actgcgagc gtggcggcg agcggctcct ctgccagagt 120

-continued

---

tgatattcac	tgatggactc	caaagaatca	ttaactcctg	gtagagaaga	aaaccccagc	180
agtgtgcttg	ctcaggagag	gggagatgtg	atggacttct	ataaaacct	aagaggagga	240
gctactgtga	aggttttctg	gtcttcaccc	tcaactggctg	tcgcttctca	atcagactcc	300
aagcagcgaa	gacttttggg	tgattttcca	aaaggctcag	taagcaatgc	gcagcagcca	360
gatctgtcca	aagcagtttc	actctcaatg	ggactgtata	tgggagagac	agaaacaaaa	420
gtgatgggaa	atgacctggg	attcccacag	cagggccaaa	tcagccttcc	ctcgggggaa	480
acagacttaa	agcttttggg	agaaagcatt	gcaaacctca	ataggtcgac	cagtgttcca	540
gagaacccca	agagttcagc	atccactgct	gtgtctgctg	ccccacaga	gaaggagttt	600
ccaaaaactc	actctgatgt	atcttcagaa	cagcaacatt	tgaagggcca	gactggcacc	660
aacggtggca	atgtgaaatt	gtataccaca	gaccaaagca	cctttgacat	tttgaggat	720
ttggagtttt	cttctgggtc	cccaggtaaa	gagacgaatg	agagtccttg	gagatcagac	780
ctggtgatag	atgaaaactg	tttgctttct	cctctggcgg	gagaagcga	ttcatctctt	840
ttggaaggaa	actcgaatga	ggactgcaag	cctctcattt	taccggacac	taaaccctaa	900
attaaggata	atggagatct	ggtttttgca	agccccagta	atgtaacact	gccccaaagt	960
aaaacagaaa	aagaagatgt	catcgaactc	tgaccccctg	gggtaattaa	gcaagagaaa	1020
ctgggcacag	tttactgtca	ggcaagcttt	cctggagcaa	atataattgg	taataaaatg	1080
tctgccattt	ctgttcattg	tgtgagtacc	tctggaggac	agatgtacca	ctatgacatg	1140
aatacagcat	ccctttctca	acagcaggat	cagaagccta	tttttaattg	cattccacca	1200
attcccgttg	gttccgaaaa	ttggaatagg	tgccaaggat	ctggagatga	caacttgact	1260
tctctgggga	ctctgaaact	ccctggctga	acagtttttt	ctaatggcta	ttcaagcccc	1320
agcatgagac	cagatgtaag	ctctcctcca	tccagctcct	caacagcaac	aacaggacca	1380
cctcccctaac	tctgcctggg	gtgctctgat	gaagcttcag	gatgtcatta	tggagtotta	1440
acttgtggaa	gctgtaaagt	tttcttcaaa	agagcagtgg	aaggacagca	caattacctt	1500
tgtgtcggaa	ggaatgatg	catcatcgat	aaaattcga	gaaaaaactg	cccagcatgc	1560
cgctatcgaa	aatgtcttca	ggctggaatg	aacctggaag	ctcgaaaaac	aaagaaaaaa	1620
ataaaaggaa	ttcagcaggc	cactacagga	gtctcacaag	aaacctctga	aaatcctggg	1680
aacaaaacaa	tagttcctgc	aacgttacca	caactcacc	ctaccctggg	gtcactgttg	1740
gaggttattg	aacctgaagt	ggttatatgca	ggatatgata	gctctgttcc	agactcaact	1800
tggaggatca	tgactacgct	caacatgta	ggagggcggc	aagtgattgc	agcagtgaaa	1860
tgggcaaagg	caataccagg	tttcaggaac	ttacacctgg	atgaccaa	gaccctactg	1920
cagtactcct	ggatgtttct	tatggcattt	gctctggggg	ggagatcata	tagacaatca	1980
agtgcaaac	tgctgtgttt	tgctcctgat	ctgattatta	atgagcagag	aatgactcta	2040
ccctgcatgt	acgaccaatg	taaacacatg	ctgtatgttt	cctctgagtt	acacaggctt	2100
caggtatctt	atgaagagta	tctctgtatg	aaaaccttac	tgcttctctc	ttcagttcct	2160
aaggacggtc	tgaagagcca	agagctatgt	gatgaaatta	gaatgaccta	catcaaagag	2220
ctaggaaaag	ccattgtcaa	gaggggaagga	aactccagcc	agaactggca	gcggttttat	2280
caactgacaa	aactcttggg	ttctatgcat	gaagtgggtg	aaaatctcct	taactattgc	2340
ttccaaacat	ttttgataa	gaccatgagt	attgaattcc	ccgagatggt	agctgaaatc	2400

---

-continued

---

atcaccaatc agatacaaaa atattcaaat ggaaatatca aaaaacttct gtttcatcaa 2460  
aagtgactgc cttaataaga atggttgect taaagaaagt cgaattaata gcttttattg 2520  
tataaactat cagtttgcc tgtagagggt ttggtgtttt attttttatt gttttcatct 2580  
gttgttttgt tttaaatcag cactacatgt ggtttataga gggccaagac ttggcaacag 2640  
aagcagttga gtcgtcatca cttttcagtg atgggagagt agatggtgaa atttattagt 2700  
taatatatcc cagaaattag aaaccttaat atgtggacgt aatctccaca gtcaaagaag 2760  
gatggcacct aaaccaccag tgcccaaagt ctgtgtgatg aactttctct tcatactttt 2820  
tttcacagtt ggctggatga aattttctag actttctgtt ggtgtatccc cccccctgta 2880  
tagttaggat agcatttttg atttatgcat ggaaacctga aaaaaagttt acaagtgtat 2940  
atcagaaaag ggaagttgtg ccttttatag ctattactgt ctggttttaa caatttctct 3000  
tatatttagt gaactacgct tgctcatttt ttcttacata attttttatt caagttattg 3060  
tacagctggt taagatgggc agctagtctg tagctttccc aaataaactc taaacattaa 3120  
tcaatcatct gtgtgaaaat ggggttggtc ttctaacctg atggcactta gctatcagaa 3180  
gaccacaaaa attgactcaa atctccagta ttcttgtaa aaaaaaaaa aaaaaagctc 3240  
atattttgta tatactgctc tcagtgagga attatatagg ttgtgcaaat taacagtcct 3300  
aactgggata gagcacctag tccagtgacc tgctgggtaa actgtggatg atgggtgcaa 3360  
aagactaatt taaaaataa ctaccaagag gccctgtctg tacctaagc cctatttttg 3420  
caatggctat atggcaagaa agctggtaaa ctatttgtct ttcaggacct tttgaagtag 3480  
tttgataaac ttcttaaaag ttgtgattcc agataaccag ctgtaacaca gctgagagac 3540  
ttttaatcag acaaagtaat tcctctcact aaactttacc caaaaactaa atctctaata 3600  
tggcaaaaat ggctagacac ccattttcac attcccatct gtcaccaatt ggtaaatctt 3660  
tcctgatggt acaggaaagc tcagctactg atttttgtga tttagaactg tatgtatgct 3720  
agacatccat gtttgtaaaa ctacacatcc ctaatgtgtg ccatagagtt taacacaagt 3780  
cctgtgaatt tcctcactgt tgaatttat tttaacaaa atagaagctg tagtagccct 3840  
ttctgtgtgc accttaccaa ctttctgtaa actcaaaact taacatattt actaagccac 3900  
aagaaatttg atttctattc aaggtggcca aattatttgt gtaatagaaa actgaaaatc 3960  
taatattaaa aatattgaaac ttctaataata tttttatatt tagttatagt ttcagatata 4020  
tatcatattg gtattcacta atctgggaag ggaagggcta ctgcagcttt acatgcaatt 4080  
tattaaaatg attgtaaaat agcttgatata gtgtaaaata agaattgatt ttagatgaga 4140  
ttgttttatc atgacatggt atatatattt tgtaggggtc aaagaaatgc tgatggataa 4200  
cctatatgat ttatagtttg tacatgcatt catacaggca gcatgggtct cagaaaccaa 4260  
acagtttgct ctaggggaag agggagatgg agactggtcc tgtgtgcagt gaaggttgct 4320  
gaggctctga cccagtgaga ttacagagga agttatcctc tgcctcccat tctgaccacc 4380  
cttctcattc caacagtgag tctgtcagcg caggttttagt ttactcaatc tccccttgca 4440  
ctaaagtatg taaagtatgt aaacaggaga caggaagggtg gtgcttacat ccttaaaaggc 4500  
accatctaata agcgggttac tttcacatac agccctcccc cagcagttga atgacaacag 4560  
aagcttcaga agtttgcaa tagtttgcac agaggtacca gcaatatgta aatagtgcag 4620  
aatctcatag gttgcaata atacactaat tcctttctat cctacaacaa gagtttattt 4680

-continued

---

```

ccaaataaaa tgaggacatg tttttgtttt ctttgaatgc tttttgaatg ttatttgta 4740
ttttcagtat tttggagaaa ttatttaata aaaaaaaca tcatttgctt tttg 4794

<210> SEQ ID NO 2
<211> LENGTH: 6300
<212> TYPE: DNA
<213> ORGANISM: Homo sapiens
<220> FEATURE:
<223> OTHER INFORMATION: nuclear receptor subfamily 3, group A,
member 1, transcript variant 4 (NR3A1), estrogen receptor
(ESR1, ER, ESR, ESRA, ESTR) cDNA (partial)

<400> SEQUENCE: 2
aggagctggc ggaggggcgtt cgtcctggga ctgcacttgc tcccgtcggg tcgcccggct 60
tcaccggacc cgcaggetcc cggggcaggg cggggccag agctcgcgtg tcggcgggac 120
atgcgctgog tcgcctctaa cctcgggctg tgctcttttt ccagggtggc cgccggtttc 180
tgagccttct gccctgcccc gacacggtct gcaccctgcc cgcggccacg gaccatgacc 240
atgaccctcc acaccaaacg atctgggatg gccctactgc atcagatcca agggaacgag 300
ctggagcccc tgaaccgtcc gcagctcaag atccccctgg agcggcccct gggcggaggtg 360
tacctggaca gcagcaagcc cgcctgtgac aactaccccg agggcgcgcg ctacgagttc 420
aacgcccgcg cgcgcgcaaa cgcgcaggtc tacggtcaga cgggcctccc ctacggcccc 480
gggtctgagg ctgcggcgtt cggtccaac gccctggggg gtttcccccc actcaacagc 540
gtgtctccga gcccgctgat gctactgcac ccgccgcgcg agctgtgcgc tttcctgcag 600
ccccacggcc agcaggtgcc ctactacctg gagaacgagc ccagcggcta cacgggtgcg 660
gaggccggcc cgcggcatt ctacaggcca aattcagata atcgaccca ggggtggcaga 720
gaaagattgg ccagtaccaa tgacaaggga agtatggcta tggaatctgc caaggagact 780
cgctactgtg cagtgtgcaa tgactatgct tcaggctacc attatggagt ctggctcctg 840
gagggctgca aggccttctt caagagaagt attcaaggac ataacgacta tatgtgtcca 900
gccaccaacc agtgaccat tgataaaaac aggaggaaga gctgccaggc ctgccggctc 960
cgcaaatgct acgaagtggg aatgatgaaa ggtgggatac gaaaagaccg aagaggaggg 1020
agaatgttga aacacaagcg ccagagagat gatggggagg gcaggggtga agtggggtct 1080
gctggagaca tgagagctgc caacctttgg ccaagcccgc tcatgatcaa acgctctaag 1140
aagaacagcc tggccttgtc cctgacggcc gaccagatgg tcagtgccctt gttggatgct 1200
gagcccccca tactctatct cgagtatgat cctaccagac cttcagtgga agcttcgatg 1260
atgggcttac tgaccaacct ggcagacagg gagctggttc acatgatcaa ctgggcgaag 1320
agggtgccag gctttgtgga tttgacccc catgatcagg tccacctctc agaatgtgcc 1380
tggctagaga tcctgatgat tggctctgct tggcctcca tggagcacc agggaagcta 1440
ctgtttgctc ctaacttgcct cttggacagg aaccagggaa aatgtgtaga gggcatggtg 1500
gagatctctg acatgctgct ggctacatca tctcgggtcc gcatgatgaa tctgcaggga 1560
gaggagtttg tgtgcctcaa atctattatt ttgcttaatt ctggagtgta cacatttctg 1620
tccagcacc cgaagtctct ggaagagaag gaccatatcc accgagtoct ggacaagatc 1680
acagacactt tgatccacct gatggccaag gcaggcctga ccctgcagca gcagcaccag 1740
cggctggccc agctcctcct catcctctcc cacatcaggc acatgagtaa caaaggcatg 1800

```

-continued

---

gagcatctgt acagcatgaa gtgcaagaac gtggtgcccc tctatgacct gctgctggag	1860
atgctggaag cccaccgcct acatgcgccc actagccgtg gaggggcac cgtggaggag	1920
acggacccaaa gccacttggc cactgcgggc tctacttcat cgcattcctt gcaaaagtat	1980
tacatcacgg gggaggcaga gggtttccct gccacggtct gagagctccc tggctcccac	2040
acggttcaga taatccctgc tgcattttac cctcatcatg caccacttta gccaaattct	2100
gtctcctgca tacactccgg catgcatcca acaccaatgg ctttctagat gagtggccat	2160
tcatttgctt gctcagttct tagtggcaca tcttctgtct tctgttggga acagccaaag	2220
ggattccaag gctaaatcct tgtaacagct ctctttcccc cttgctatgt tactaagcgt	2280
gaggattccc gtactctctc acagctgaac tcagtctatg gggtggggct cagataactc	2340
tgtgcattta agctacttgt agagaccag gctgggagag tagacatttt gcctctgata	2400
agcacttttt aaatggctct aagaataagc cacagcaaa aatttaaagt ggctccttta	2460
attggtgact tggagaaagc taggtcaagg gtttattata gcaccctctt gtattcctat	2520
ggcaatgcat ccttttatga aagtgttaca ccttaaagct tttatagac tgtagcagag	2580
tatctggtga ttgtcaattc attccccta taggaataca aggggcacac agggaaggca	2640
gatcccctag ttggcaagac tattttaact tgatacactg cagattcaga tgtgctgaaa	2700
gctctgcctc tggtttccg gtcatgggtt ccagttaatt catgctccc atggacctat	2760
ggagagcagc aagtgtatct tagttaagtc tccctatatg agggataagt tctgatttt	2820
tgtttttatt tttgtgttac aaaagaaagc cctccctccc tgaacttgca gtaaggtcag	2880
cttcaggacc tgttccagtg ggcactgtac ttggatcttc ccggcgtgtg tgtgccttac	2940
acaggggtga actgttcaact gtggtgatgc atgatgaggg taaatggtag ttgaaaggag	3000
caggggcctt ggtgttgcac ttgacctgg ggcattggag tgaacagtac ttgtgcagga	3060
ttgtgtgtgg tactagagaa caagagggaa agtagggcag aaactggata cagtctgag	3120
gcacagccag acttgcctcag ggtggccctg ccacaggctg cagctaccta ggaacattcc	3180
ttgcagaccc cgcattgccc tttgggggtg ccttgggac cctggggtag tccagctctt	3240
cttcatttcc cagcgtggcc ctgggtggaa gaagcagctg tcacagctgc tgtagacagc	3300
tgtgttccta caattggccc agcaccctgg ggcacgggag aagggtgggg accgttgctg	3360
tcactactca ggctgactgg ggccctgtca gattacgtat gcccttgggt gtttagagat	3420
aatccaaaat caggggttgg tttggggaag aaaatcctcc cccttctcc cccgccccgt	3480
tccctaccgc ctccactcct gccagctcat ttccttcaat ttcctttgac ctataggcta	3540
aaaaagaaa gctcattcca gccacagggc agccttccct gggcctttgc ttctctagca	3600
caattatggg ttacttccct tttcttaaca aaaaagaatg tttgatttcc tctgggtgac	3660
cttattgtct gtaattgaaa ccctattgag aggtgatgtc tgtgttagcc aatgaccag	3720
gtgagctgct cgggctctct ttggtatgtc ttgtttggaa aagtggattt cattcatttc	3780
tgattgtcca gttaaagtat caccaagga ctgagaatct gggagggcaa aaaaaaaaa	3840
aaagttttta tgtgcactta aatttgggga caattttatg tatctgtgtt aaggatattg	3900
ttaagaacat aattcttttg ttgctgtttg ttaagaagc accttagttt gtttaagaag	3960
caccttatat agtataatat atattttttt gaaattacat tgcttgttta tcagacaatt	4020
gaatgtagta attctgttct ggatttaatt tgactgggtt aacatgcaaa aaccaaggaa	4080

-continued

---

aaatatttag tttttttttt tttttttgta tacttttcaa gctacctgtg catgtataca 4140  
gtcatttatg cctaaagcct ggtgattatt catttaaatg aagatcacat ttcatatcaa 4200  
cttttgatc cacagtagac aaaatagcac taatccagat gcctattggt ggatactgaa 4260  
tgacagacaa tcttatgtag caaagattat gcctgaaaag gaaaattatt cagggcagct 4320  
aatTTTgctt ttacccaaat atcagtagta atatttttgg acagtagcta atgggtcagt 4380  
gggttctttt taatgtttat acttagattt tcttttaaaa aaattaaat aaaacaaaaa 4440  
aaaatttcta ggactagacg atgtaatacc agctaaagcc aaacaattat acagtggag 4500  
gttttacatt attcatccaa tgtgtttcta ttcattgtaa gatactacta catttgaagt 4560  
gggcagagaa catcagatga ttgaaatgtt cgcccagggg tctccagcaa ctttggaat 4620  
ctctttgat ttttacttga agtgccacta atggacagca gatattttct ggctgatgtt 4680  
ggtattgggt gtaggaacat gatttaaaaa aaaactcttg cctctgcttt cccccactct 4740  
gaggcaagtt aaaatgtaaa agatgtgatt tatctggggg gctcaggtat ggtggggaag 4800  
tggattcagg aatctgggga atggcaata tattaagaag agtattgaaa gtatttggag 4860  
gaaaatggtt aattctgggt gtgcaccagg gttcagtaga gtccacttct gccctggaga 4920  
ccacaaatca actagetcca tttacagcca tttctaaaat ggcagcttca gttctagaga 4980  
agaaagaaca acatcagcag taaagtccat ggaatagcta gtggtctgtg tttcttttcg 5040  
ccattgccta gcttgccgta atgattctat aatgccatca tgcagcaatt atgagaggct 5100  
aggcatcca aagagaagac cctatcaatg taggttgcaa aatctaacc ctaaggaagt 5160  
gcagtccttg atttgatttc cctagtaacc ttgcagatat gtttaacca gccatagccc 5220  
atgccttttg agggctgaac aaataaggga cttactgata atttactttt gatcacatta 5280  
agggtttctc accttgaat cttatacact gaaatggcca ttgatttagg ccactggctt 5340  
agagtactoc tccccctgca tgactgat tacaataact ttctattca tactttocaa 5400  
ttatgagatg gactgtgggt actgggagtg atcactaaca ccatagtaat gtctaattt 5460  
cacaggcaga tctgcttggg gaagctagtt atgtgaaagg caaatagagt catacagtag 5520  
ctcaaaaagg aaccataatt ctctttgggt caggtcttgg gagcgtgatc tagattacac 5580  
tgcaccattc ccaagttaat cccctgaaaa cttactctca actggagcaa atgaactttg 5640  
gtcccaata tccatctttt cagtagcgtt aattatgctc tgtttccaac tgcatttctc 5700  
ttccaattga attaaagtgt ggctcgttt ttagtcattt aaaattgttt tctaagtaat 5760  
tgctgcctct attatggcac ttcaattttg cactgtcttt tgagattcaa gaaaaattc 5820  
tattcttttt tttgatcca attgtgcctg aacttttaaa atatgtaaat gctgccatgt 5880  
tccaaaacca tgcctagtg gtgtgttttag agctgtgcac cctagaaaca acatattgtc 5940  
ccatgagcag gtgcctgaga cacagaoccc tttgcattca cagagaggtc attggttata 6000  
gagactgaa ttaataagt acattatgcc agtttctgtt ctctcacagg tgataaaca 6060  
tgctttttgt gcactacata ctcttcagtg tagagctctt gttttatggg aaaaggctca 6120  
aatgccaaat tgtgtttgat ggattaatat gcccttttgc cgatgcatac tattactgat 6180  
gtgactcggg tttgtcgag ctttgccttg tttaatgaaa cacacttga aacctcttt 6240  
gcacttgaa aaagaatcca gcgggatgct cgagcacctg taaacaattt tctcaacct 6300

-continued

---

```

<210> SEQ ID NO 3
<211> LENGTH: 4107
<212> TYPE: DNA
<213> ORGANISM: Homo sapiens
<220> FEATURE:
<223> OTHER INFORMATION: MCL1 glucocorticoid receptor-responsive gene

<400> SEQUENCE: 3
gcgcaaccct ccggaagctg cgcgcccttt ccccttttat gggaatactt tttttaaaaa    60
aaaagagttc gctggcgcca ccccgtagga ctggccgccc taaaaccgtg ataaaggagc    120
tgctcgcac ttctcacttc cgttccttc cagtaaggag tcggggtctt ccccagtttt    180
ctcagccagg cggcggcggc gactggcaat gtttggcctc aaaagaaacg cgtaatcgg    240
actcaacctc tactgtgggg gggccggctt gggggccggc agcggcggcg ccaccgccc    300
gggagggcga cttttggcta cggagaagga ggcctcgcc cggcgagaga tagggggagg    360
ggagggcggc gcggtgattg gcggaagcgc cggcgcaagc ccccgtcca ccctcaogcc    420
agactcccgg agggctcgcg ggcgcggcc cattggcgcc gaggtccccg acgtcaccgc    480
gacccccgag aggetgcttt tcttcgccc caccgcccgc gcggcgccgc ttgaggagat    540
ggaagccccg gccgctgacg ccatcatgtc gccgaagag gagctggacg ggtacgagcc    600
ggagcctctc ggaagcggc cggtctcct gccgctgctg gagttggtcg gggaaatctgg    660
taataacacc agtacggacg ggtcactacc ctcgacgccc ccgccagcag aggaggagga    720
ggacgagttg taccggcagt cgctggagat tatctctcgg taccttcggg agcaggccac    780
cggcgccaag gacacaaagc caatgggcag gtctggggcc accagcagga aggcgctgga    840
gaccttacga cgggttgggg atggcgtgca gcgcaaccac gagacggcct tccaaggcat    900
gcttcgaaa ctggacatca aaaacgaaga cgatgtgaaa tcgttgtctc gagtgatgat    960
ccatgttttc agcagcggcg taacaaactg gggcaggatt gtgactctca tttcttttgg    1020
tgcttttggt gctaaacact tgaagaacct aaaccaagaa agctgcatcg aaccattagc    1080
agaaagtatc acagacgttc tcgtaaggac aaaacgggac tggctagtta aacaaagagg    1140
ctgggatggg tttgtggagt tcttccatgt agaggaccta gaaggtggca tcaggaatgt    1200
gctgctggct tttgcagggt ttgctggagt aggagctggt ttggcatatc taataagata    1260
gccttactgt aagtgcataa gttgactttt aaccaaccac caccaccacc aaaaccagtt    1320
tatgcagttg gactccaagc tgtaacttcc tagagttgca ccctagcaac ctagccagaa    1380
aagcaagtgg caagaggatt atggctaaca agaataaata catgggaaga gtgctcccca    1440
ttgattgaag agtcactgtc tgaagaagc aaagttcagt ttcagcaaca acaaaacttt    1500
gtttgggaag ctatggagga ggacttttag atttagttaa gatggtaggg tggaaagact    1560
taatttcctt gttgagaaca ggaagtggc cagtagccag gcaagtcata gaattgatta    1620
cccgccaat tcattaatth actgtagtgt taagagaagc actaagaatg ccagtgacct    1680
gtgtaaaagt tacaagtaat agaactatga ctgtaagcct cagtactgta caaggaagc    1740
tttccctctc tctaattagc tttcccagta tacttcttag aaagtccaag tgttcaggac    1800
ttttataact gttatacttt ggcttggttt ccatgattct tactttatta gcctagttta    1860
tcaccaataa tacttgacgg aaggtcagt aattagttat gaatatggat atctcaatt    1920
cttaagacag cttgtaaatg tatttgtaaa aattgtatat atttttacag aaagtctatt    1980
tctttgaaac gaaggaagta tcgaatttac attagttttt ttcataccct tttgaacttt    2040

```

-continued

---

```

gcaacttcog taattaggaa cctgtttctt acagcttttc tatgctaaac tttgttctgt 2100
tcagttctag agtgatataca gaacgaattg atgtgtaact gtatgcagac tggttgtagt 2160
ggaacaaaac tgataactat gcagggttaa attttcttat ctgattttgg taagtattcc 2220
ttagataggt ttttcttga aaacctggga ttgagaggtt gatgaatgga aattctttca 2280
cttcattata tgcaagtttt caataattag gtctaagtgg agttttaagg ttactgatga 2340
cttaciaaata atgggctctg attgggcaat actcatttga gttccttcca tttgacctaa 2400
tttaactggg gaaatttaaa gtgaattcat gggctcatct ttaaagcttt tactaaaaga 2460
ttttcagctg aatggaactc attagctgtg tgcataataa aagatcacat caggtggatg 2520
gagagacatt tgatcccttg tttgcttaat aaattataaa atgatggctt ggaaaagcag 2580
gctagtctaa ccattgggct attattagge ttgcttggtt cacacacagg tctaagccta 2640
gtatgtcaat aaagcaaaata cttactgttt tgtttctatt aatgattccc aaacctgtt 2700
gcaagttttt gcattggcat ctttggtatt cagtcttgat gtttggttcta tcagacttaa 2760
ccttttattt cctgtccttc cttgaaattg ctgattgttc tgetccctct acagatattt 2820
atatcaattc ctacagcttt cccctgccat ccttgaactc tttctagccc ttttagattt 2880
tggcactgtg aaacctctgc tggaaacctg agtgacctc cctccccacc aagagtccac 2940
agacctttca tctttcaaga acttgatcct gttagcaggt ggtaatacca tgggtgctgt 3000
gacactaaca gtcattgaga ggtgggagga agtccctttt ccttggactg gtatcttttc 3060
aactattggt ttatcctgtc tttgggggca atgtgtcaaa agtcccctca ggaattttca 3120
gaggaaagaa cattttatga ggtttctctt aaagtttctt ttgtatagga gtatgctcac 3180
ttaaatttac agaagaggt gagctgtgtt aaacctcaga gtttaaaagc tactgataaa 3240
ctgaagaaag tgtctatatt ggaactaggg tcatttgaaa gcttcagtct cggaacatga 3300
ccttttagtct gtggactoca tttaaaaata ggtatgaata agatgactaa gaatgtaatg 3360
gggaagaact gccctgcctg cccatctcag agccataagg tcatctttgc tagagctatt 3420
tttacctatg tatttatcgt tcttgatcat aagccgctta tttatatcat gtatctctaa 3480
ggacctaaaa gcactttatg tagtttttaa ttaactctaa gatctgggtt cggttaactaa 3540
aaaagcctgt ctgccaaatc cagtggaaac aagtgcatag atgtgaattg gtttttaggg 3600
gccccacttc ccaattcatt aggtatgact gtggaaatac agacaaggat cttagttgat 3660
attttgggct tggggcagtg agggcttagg acaccccaag tggtttggga aaggaggagg 3720
ggagtgggtg gtttataggg ggaggaggag gcaggtggtc taagtgtga ctggctacgt 3780
agttcgggca aatcctccaa aagggaaagg gaggtttgc ttagaaggat ggcgctccca 3840
gtgactactt tttgacttct gtttgtctta cgcttctctc agggaaaaac atgcagtcct 3900
ctagtgttct atgtacattc tgtggggggg gaacacctg gttctgggtt aacagctgta 3960
cttttgatag ctgtgccagg aagggtagg accaactaca aattaatgtt ggttgctaaa 4020
tgtagtgtgt ttccctaact ttctgttttt cctgagaaaa aaaaataaat cttttattca 4080
aatacaggga aaaaaaaaaa aaaaaaa 4107

```

&lt;210&gt; SEQ ID NO 4

&lt;211&gt; LENGTH: 1126

&lt;212&gt; TYPE: DNA

&lt;213&gt; ORGANISM: Homo sapiens

-continued

&lt;220&gt; FEATURE:

&lt;223&gt; OTHER INFORMATION: SAP30 glucocorticoid receptor-responsive gene

&lt;400&gt; SEQUENCE: 4

```

tccccatgtg acagtgagcg ggggtccccgc tccaggagac gctcagagtct gcgtccccggc      60
cctcagcact gtccactggt tcgggtgccag cagagaccag caggccccggg acagttggtg      120
tttgcccggt ccgctgtcta acttggtgtg cagagtgaat tgccgctgcc ggagcggaga      180
gaggcggagc ggccaggaga gaggggattt ctgtcagcgc cggcctcggg agctcggaga      240
catgaacggc ttcacgcctg acgagatgag ccgcggcggg gatgcggccg ccgcagtggc      300
cgcagtggtc gctgcccgcg ccgccgccgc ctccggcggg aacgggaccg gcgcgggcac      360
cggggctgag gtgccggggc cggggggcgg ctccagcggc gggcccccg gggcggcccg      420
gccgggcccc gggcaactgt gctgcctcgc ggagatggt gaggcgtgcg gccggcggcg      480
aggcaacgcc agcttcagca agaggatcca gaagagcatc tcccagaaga aggtgaagat      540
cgagctggat aagagcgsaa ggcactctta catatgtgat tatcataaaa acttaattca      600
gagtgttcga aacagaagaa agagaaaagg gagtgatgat gatggagggt attcacctgt      660
tcaagatatt gataccccag aggttgattt ataccaatta caagtaaata cacttaggag      720
atacaaaaaga cacttcaagc taccaaccag accaggactt aataaagcac aacttgttga      780
gatagtgggt tgccacttta ggtctattcc agtgaatgaa aaagacacct taacatattt      840
catctactca gtgaagaatg acaagaacaa atcagatctc aaggttgata gtggtgttca      900
ctaggagacg tggaattgag actaataact tggatgtaa cactgtttac tgttttttca      960
catgtagaaa tgttctttgt gtatttttct tacagaggat tttctctgat tttattttct 1020
ttgtttctga ctctaataat tagttggaaa ctcatataaa atgagctttc ctaaattaa 1080
tctattttaa ataaaggtta ttactattaa aaaaaaaaaa aaaaaa 1126

```

&lt;210&gt; SEQ ID NO 5

&lt;211&gt; LENGTH: 2040

&lt;212&gt; TYPE: DNA

&lt;213&gt; ORGANISM: Homo sapiens

&lt;220&gt; FEATURE:

&lt;223&gt; OTHER INFORMATION: DUSP1 glucocorticoid receptor-responsive gene

&lt;400&gt; SEQUENCE: 5

```

tcgctgcgaa ggacatttgg gctgtgtgtg cgacgcgggt cggaggggca gtcgggggaa      60
ccgcgaagaa gccgaggagc ccggagcccc gcgtgacgct cctctctcag tccaaaagcg      120
gcttttggtt cggcgcagag agaccggggg gtctagcttt tcctcgaaaa gcgccgccct      180
gcccttgccc ccgagaacag acaaagagca ccgcagggcc gatcacgctg ggggcgctga      240
ggccggccat ggtcatggaa gtgggcaccc tggacgctgg aggcctgcgg gcgctgctgg      300
gggagcagc ggcgcaatgc ctgctgctgg actgccgctc cttcttcgct ttcaacgccg      360
gccacatcgc cggctctgtc aacgtgcgct tcagcaccat cgtgcggcgc cgggccaagg      420
gcgccatggg cctggagcac atcgtgccca acgccgagct ccgcggcgc ctgctggccc      480
gcgcctacca cgccgtgggt ttgctggacg agcgcagcgc cgccctggac ggccccaagc      540
ggagcggcac cctggccctg gcggccggcg cgctctgcgg cgaggcgcgc gcccgcaag      600
tcttcttct caaaggagga tacgaagcgt tttcggcttc ctgcccggag ctgtgcagca      660
aacagtcgac ccccatgggg ctacgccttc cctgagtag tagcgtccct gacagcggcg      720

```

-continued

---

```

aatctgggtg cagttcctgc agtaccocac tctacgatca gggtagcccg gtggaaatcc 780
tgccctttct gtacctgggc agtgcgtatc acgcttcccg caaggacatg ctggatgcct 840
tgggcatcac tgccttgatc aacgtctcag ccaattgtcc caaccatttt gagggtcact 900
accagtacaa gagcatccct gtggaggaca accacaaggc agacatcagc tctgtgttca 960
acgaggccat tgacttcata gactccatca agaatgctgg aggaagggtg tttgtccact 1020
gccaggcagg catttcccgg tcagccacca tctgccttgc ttacctatg aggactaatc 1080
gagteaagct ggaagaggcc tttgagttg tgaagcagag gcgaagcacc atctctccca 1140
acttcagctt catgggcccag ctgctgcagt ttgagtccca ggtgctggct ccgcactgtt 1200
cggcagaggg tgggagcccc gccatggctg tgctcgaccg aggcacctcc accaccaccg 1260
tgttcaactt ccccgctccc atccctgtcc actccacgaa cagtgcgctg agctaccttc 1320
agagccccat tacgacctct cccagctgct gaaaggccac gggaggtgag gctcttcaca 1380
tcccattggg actccatgct ccttgagagg agaaatgcaa taactctggg aggggctcga 1440
gagggtggtt ccttatttat ttaacttcac ccgagttcct ctgggtttct aagcagttat 1500
ggtgatgact tagcgtcaag acatttctg aactcagcac attcgggacc aatataatgt 1560
gggtacatca agtccatctg acaaaatggg gcagaagaga aaggactcag tgtgtgatcc 1620
ggtttctttt tgctgccccc tgttttttgt agaactctct catgcttgac atacctacca 1680
gtattattcc cgacgacaca tatacatatg agaataatcc ttatttattt ttgtgtaggt 1740
gtctgccttc acaaatgtca ttgtctactc ctagaagaac caaatacctc aatttttgtt 1800
tttgagtact gtactatcct gtaaatatat cttaagcagg tttgttttca gcaactgatg 1860
aaaataccag tgttgggttt ttttttagtt gccaacagtt gtatgtttgc tgattattta 1920
tgacctgaaa taatatattt cttctctctaa gaagacattt tgttacataa ggatgacttt 1980
tttatacaat ggaataaatt atggcatttc tattgaaatt tcaaaaaaaaa aaaaaaaaaa 2040

```

&lt;210&gt; SEQ ID NO 6

&lt;211&gt; LENGTH: 3208

&lt;212&gt; TYPE: DNA

&lt;213&gt; ORGANISM: Homo sapiens

&lt;220&gt; FEATURE:

&lt;223&gt; OTHER INFORMATION: SGK1 glucocorticoid receptor-responsive gene

&lt;400&gt; SEQUENCE: 6

```

agatattcat gaaccgttgc ttctccagc etgccttct cgtccctct gcctttctgg 60
cgctgttctc cctccctccc tctggcttct gctctttctt actccttctc tcagctgctt 120
aactacagct cccactggaa cttgcacaat caaaaaaac tctcctctct caagccgctt 180
ccaggagcgc atcacctgga gaagagcgc atcgtccccc cgccggccgc ggaagagcag 240
ccaggtagct gggggcgggg aggcgtacc ttctcccgt cggttaagagc cacagcatct 300
ccccggagat tggccgtatc ccaccgtcc gccccaggg tccctgcagcg gtgatgcata 360
tgtttcggag caatgatgga aggagaaaag ccgctgtcgg tggcaactga aagtggggag 420
aggttgctgc agtagctggt gctgcagaat gcgagagtga agaactgagc cccgctagat 480
tctccatccc gctcagctt cattaaactgt ctgcaggagg taaaccgggg aaacagatat 540
gcactaacca ggcgggtgcc aacctggatc tataactgtg aattccccac ggtggaaaat 600
ggtaaacaaa gacatgaatg gattcccagt caagaaatgc tcagccttcc aattttttaa 660

```

-continued

---

gaagcgggta	cgaaggtgga	tcaagagccc	aatggtcagt	gtggacaagc	atcagagtcc	720
cagcctgaag	tacaccggct	cctccatggt	gcacatccct	ccaggggagc	cagacttcga	780
gtcttccttg	tgtcaaacat	gcctgggtga	acatgctttc	caaagagggg	ttctccctca	840
ggagaacgag	tcattgttcat	gggaaactca	atctgggtgt	gaagtgagag	agccatgtaa	900
tcattgccaac	atcctgacca	agcccgatcc	aagaaccttc	tggactaatg	atgatccagc	960
tttcatgaag	cagaggagga	tgggtctgaa	cgactttatt	cagaagattg	ccaataactc	1020
ctatgcatgc	aaacacctg	aagtccagtc	catcttgaag	atctcccaac	ctcaggagcc	1080
tgagcttatg	aatgccaacc	cttctcctcc	accaagtcc	tctcagcaaa	tcaaccttgg	1140
cccgtcgtcc	aatcctcatg	ctaaccatc	tgactttcac	ttcttgaag	tgatcggaaa	1200
gggcagtttt	ggaaagggtc	ttctagcaag	acacaaggca	gaagaagtgt	tctatgcagt	1260
caaagtttta	cagaagaaag	caatcctgaa	aaagaaagag	gagaagcata	ttatgtcgga	1320
gcggaatggt	ctgttgaaga	atgtgaagca	ccctttcctg	gtgggccttc	acttctcttt	1380
ccagactgct	gacaaattgt	actttgtcct	agactacatt	aatgggtggag	agttgttcta	1440
ccatctccag	agggaacgct	gcttctctga	accacgggct	cgtttctatg	ctgctgaaat	1500
agccagtgcc	ttgggctacc	tgcatcact	gaacatcgtt	tatagagact	taaaaccaga	1560
gaatatattg	ctagattcac	agggacacat	tgctcttact	gacttcggac	tctgcaagga	1620
gaacattgaa	cacaacagca	caacatccac	cttctgtggc	acgccggagt	atctcgcacc	1680
tgaggtgctt	cataagcagc	cttatgacag	gactgtggac	tggtgggtgcc	tgggagctgt	1740
cttgtatgag	atgctgtatg	gctcgcgccc	tttttatagc	cgaaacacag	ctgaaatgta	1800
cgacaacatt	ctgaacaagc	ctctccagct	gaaaccaaatt	attacaaatt	ccgcaagaca	1860
cctcctggag	ggcctcctgc	agaaggacag	gacaaaagcgg	ctcggggcca	aggatgactt	1920
catggagatt	aagagtcatg	tcttcttctc	cttaattaac	tgggatgac	tcattaataa	1980
gaagattact	ccccctttta	acccaaatgt	gagtgggccc	aacgacctac	ggcactttga	2040
ccccgagttt	accgaagagc	ctgtccccc	ctccattggc	aagtcccctg	acagcgtcct	2100
cgtcacagcc	agcgtcaagg	aagctgccga	ggctttccta	ggcttttctc	atgcccctcc	2160
cacggactct	ttcctctgaa	ccctgttagg	gcttggtttt	aaaggatttt	atgtgtgttt	2220
ccgaatgttt	tagttagcct	tttgggtggag	ccgccagctg	acaggacatc	ttacaagaga	2280
atattgcacat	ctctggaagc	ttagcaatct	tattgcacac	tgttcgtctg	aagctttttg	2340
aagagcacat	tctcctcagt	gagctcatga	ggttttcatt	tttattcttc	cttccaacgt	2400
ggtgctatct	ctgaaacgag	cgtttagagt	ccgccttaga	cggaggcagg	agtttcgtta	2460
gaaagcggac	gctgttctaa	aaaaggctc	ctgcagatct	gtctgggctg	tgatgacgaa	2520
tattatgaaa	tgtgcctttt	ctgaagagat	tgtgttagct	ccaaagcttt	tcctatcgca	2580
gtgtttcagt	tctttatttt	cccttgggga	tatgctgtgt	gaaccgtcgt	gtgagtgtgg	2640
tatgcctgat	cacagatgga	ttttgttata	agcatcaatg	tgacacttgc	aggacactac	2700
aacgtgggac	attgtttgtt	tcttccatat	ttggaagata	aatttatgtg	tagacttttt	2760
tgtaagatag	ggtaataaac	taaaatttat	tgaaatggtc	ttgcaatgac	tcgtattcag	2820
atgcttaag	aaagcattgc	tgtacaaaat	atctctatct	ttagaaaggg	tttttatgga	2880
ccaatgcccc	agttgtcagt	cagagccgtt	ggtgtttttc	attgtttaaa	atgtcaactg	2940

-continued

---

taaaatgggc attatattatg tttttttttt tgcattcctg ataattgtat gtattgtata	3000
aagaacgtct gtacattggg ttataacact agtatattta aacttacagg cttatttgta	3060
atgtaaacca ccattttaat gtactgtaat taacatggtt ataatacgt caatccttcc	3120
ctcatcccat cacacaactt tttttgtgtg tgataaactg attttggttt gcaataaaac	3180
cttgaaaaat atttacatat aaaaaaaaa	3208

&lt;210&gt; SEQ ID NO 7

&lt;211&gt; LENGTH: 5758

&lt;212&gt; TYPE: DNA

&lt;213&gt; ORGANISM: Homo sapiens

&lt;220&gt; FEATURE:

&lt;223&gt; OTHER INFORMATION: SMARCA2 glucocorticoid receptor-responsive gene

&lt;400&gt; SEQUENCE: 7

tttctgtact ctgggtgact cagagagggga agagattcag ccagcacact cctcgcgagc	60
aagcattact ctactgactg gcagagacag gagaggtaga tgtccacgcc cacagaccct	120
ggtgctgctg cccaccagg gccttcgctg gggcctgggc cttcccctg gccaatctt	180
ggcctagtc caggaccagg accatcccca ggttcctg acagcatgat ggggccaagt	240
cctggacctc caagtgtctc ccatcctatg ccgacgatgg ggteccacaga cttcccacag	300
gaaggcatgc atcaaatgca taagcccac gatggtatac atgacaaggg gattgtagaa	360
gacatccatt gtggatccat gaagggcact ggtatgctgac cacctcacc aggcattggc	420
cctcccaga gtccaatgga tcaacacagc caaggttata tgtcaccaca cccatctcca	480
ttaggagccc cagagcaoct ctccagcct atgtctggag gaggcccaac tccacctcag	540
atgccaccaa gccagccggg ggccctcctc ccaggtgatc cgcaggccat gagccagccc	600
aacagaggtc cctcacctt cagtctctg cagctgctc agcttcgagc tcagatttta	660
gcttataaaa tgtgggccc aggccagccc ctcccggaaa cgctgcagct tgcagtccag	720
gggaaaagga cgttgctctg cttgcagcaa caacagcagc agcaacagca gcagcagcag	780
cagcagcagc agcagcagca gcagcaacag cagccgcagc agcagccgcc gcaaccacag	840
acgcagcaac aacagcagcc ggcccttgtt aactacaaca gaccatctgg cccggggccc	900
gagctgagcg gcccgagcac cccgcagaag ctgccggctg ccgcccggcg cgccggccc	960
tgccccgcgc cccccgcagc cgcgcagccg cccggggccc cagtgcgccg gccctcagtg	1020
ccgcagcccg cccgggggca gccctcgcgc gtcctccagc tgcagcagaa gcagagccgc	1080
atcagcccca tccagaaacc gcaaggcctg gaccccgctg aaattctgca agagcgggaa	1140
tacagacttc aggcccgcat agctcatagg atacaagaac tggaaaatct gcctggctct	1200
ttgccaccag atttaagaac caaagcaacc gtggaactaa aagcaactcg gttactcaat	1260
ttccagcgtc agctgagaca ggaggtggtg gcctgcatgc gcagggacac gaccctggag	1320
acggctctca actccaaagc atacaacagg agcaagcgc agactctgag agaagctcgc	1380
atgaccgaga agctggagaa gcagcagaag attgagcagg agaggaaacg ccgtcagaaa	1440
caccaggaat acctgaacag tattttgcaa catgcaaaag attttaagga atatcatcgg	1500
tctgtggcgg gaaagatcca gaagctctcc aaagcagtg caacttggca tgccaacact	1560
gaaagagagc agaagaagga gacagagcgg attgaaaagg agagaatgcg gcgactgatg	1620
gctgaagatg aggagggtta tagaaaactg attgatcaaa agaaagacag gcgtttagct	1680

---

-continued

---

taccttttgc agcagaccga tgaagtatgta gccaatctga ccaatctggt ttgggagcac 1740  
aagcaagccc aggcagccaa agagaagaag aagaggagga ggaggaagaa gaaggctgag 1800  
gagaatgcag aggggtggga gtctgccttg ggaccggatg gagagcccat agatgagagc 1860  
agccagatga gtgacctccc tgtcaaagtg actcacacag aaaccggcaa ggttctgttc 1920  
ggaccagaag cacccaaagc aagtcagctg gacgcctggc tggaaatgaa tcctggttat 1980  
gaagttgccc ctagatctga cagtgaagag agtgattctg attatgagga agaggatgag 2040  
gaagaagagt ccagtaggca ggaaacgga gagaaaatac tcctggatcc aaatagcgaa 2100  
gaagtttctg agaaggatgc taagcagatc attgagacag ctaagcaaga cgtggatgat 2160  
gaatacagca tgcagtacag tgccaggggc tcccagtcct actacaccgt ggctcatgcc 2220  
atctcggaga ggggtggaga acagctctgc ctccctaatta atgggacct aaagcattac 2280  
cagctccagg gcctggaatg gatggtttcc ctgtataata acaacttgaa cggaatctta 2340  
gccgatgaaa tggggcttgg aaagaccata cagaccattg cactcatcac ttatctgatg 2400  
gagcacaaaa gactcaatgg cccctatctc atcattgttc cccttctgac tctatctaac 2460  
tggacatatg aatttgacaa atgggctcct tctgtggtga agatttctta caagggtact 2520  
cctgccatgc gtcgctccct tgtccccag ctacggagtg gcaaatcaa tgcctcttg 2580  
actacttatg agtatattat aaaagacaag cacattcttg caaagattcg gtggaatac 2640  
atgatagtgg acgaaggcca ccgaatgaag aatcaccact gcaagctgac tcaggcttg 2700  
aacactcact atgtggcccc cagaaggatc ctcttgactg ggaccccgt gcagaataag 2760  
ctccctgaac tctgggcoct cctcaacttc ctccctocaa caatttttaa gagctgcagc 2820  
acatttgaac aatggttcaa tgctccattt gccatgactg gtgaaagggt ggacttaaat 2880  
gaagaagaaa ctatattgat catcaggcgt ctacataagg tgtaagacc atttttacta 2940  
aggagactga agaagaagt tgaatcccag ctcccgaaa aagtggaata tgtgatcaag 3000  
tgtgacatgt cagctctgca gaagattctg tatcgccata tgcaagccaa ggggatcctt 3060  
ctcacagatg gttctgagaa agataagaag gggaaaggag gtgctaagac acttatgaac 3120  
actattatgc agttgagaaa aatctgcaac cacccatata tgtttcagca cattgaggaa 3180  
tcctttgctg aacacctagg ctattcaaat ggggtcatca atggggctga actgfatcgg 3240  
gcctcagggg agtttgagct gcttgatcgt attctgcaa aattgagagc gactaatcac 3300  
cgagtgtctg ttttctgcca gatgacatct ctcatgacca tcatggagga ttattttgct 3360  
tttcggaact tcctttacct acgccttgat ggcaccacca agtctgaaga tcgtgctgct 3420  
ttgctgaaga aattcaatga acctggatcc cagtatttca ttttctgct gagcacaaga 3480  
gctggtggcc tgggcttaaa tcttcaggca gctgatacag tggatcctt tgacagcgac 3540  
tggaatctc atcaggatct gcaggcccaa gaccgagctc accgcatcgg gcagcagaac 3600  
gaggtccggg tactgaggct ctgtaccgtg aacagcgtgg aggaaaagat cctcgcggcc 3660  
gcaaaaatac agctgaacgt ggatcagaaa gtgatccagg cgggcatggt tgacaaaag 3720  
tcttcaagcc acgagcggag ggcattcctg caggccatct tggagcatga ggaggaaaat 3780  
gaggaagaag atgaagtacc ggacgatgag actctgaacc aaatgattgc tcgacgagaa 3840  
gaagaattg acctttttat gcggatggac atggaccggc ggaggaaga tgcccggac 3900  
ccgaaacgga agccccgtt aatggaggag gatgagctgc cctcctggat cattaaggat 3960

-continued

---

```

gacgctgaag tagaaaggct cacctgtgaa gaagaggagg agaaaatatt tgggaggggg 4020
tccccccagc gccgtgaagt ggactacagt gacgcctca cggagaagca gtggctaagg 4080
gccatcgaag acggcaatth ggaggaaatg gaagaggaag tacggcttaa gaagcgaana 4140
agacgaagaa atgtggataa agatcctgca aaagaagatg tggaaaaagc taagaagaga 4200
agaggccgcc ctcccgtgta gaaactgtca ccaaatcccc ccaactgac aaagcagatg 4260
aacgctatca tcgatactgt gataaactac aaagataggt gtaacgtgga gaaggtgccc 4320
agtaattctc agttggaaat agaaggaaac agttcagggc gacagctcag tgaagtcttc 4380
attcagttac cttcaaggaa agaattacca gaatactatg aattaattag gaagccagtg 4440
gatttcaaaa aaataaagga aaggattcgt aatcataagt accggagcct aggcgacctg 4500
gagaaggatg tcatgcttct ctgtcacaca gctcagacgt tcaacctgga gggatcccag 4560
atctatgaag actccatcgt cttacagtca gtgtttaaga gtgcccggca gaaaattgcc 4620
aaagaggaag agagtgagga tgaagcaat gaagaggagg aagaggaaga tgaagaagag 4680
tcagagtcag agggcaaatc agtcaaggtg aaaattaagc tcaataaaaa agatgacaaa 4740
ggccgggaca aagggaagag caagaaaag ccaaatcgag gaaaagccaa acctgtagtg 4800
agcgattttg acagcagatg ggagcaggat gaacgtgaac agtcagaagg aagtgggacg 4860
gatgatgagt gatcagtatg gaccttttct cttggtagaa ctgaattcct tctcctctg 4920
tctcatttct acccagtgag ttcatttctc atataggcac tgggttgttt ctatatcatc 4980
atcgtctata aactagcttt aggatagtg cagacaaaaa tatgatata tggtgtaaaa 5040
aacacacaca tacacaaata tttgtaacat attgtgacca aatgggcctc aaagattcag 5100
attgaaacaa acaaaaagct tttgatgaa aatatgtggg tggatagtat atttctatgg 5160
gtgggtctaa tttggtaacg gtttgattgt gcctgggttt atcacctgtt cagatgagaa 5220
gatttttgtc ttttgtagca ctgataacca ggagaagcca ttaaaagcca ctggttattt 5280
tatttttcat caggcaatth tcgaggtttt tatttgctcg gtattgtttt tttacctgt 5340
ggtacatata agcaacttta ataggtgata aatgtacagt agttagattt cacctgcata 5400
tacatttttc cattttatgc tctatgatct gaacaaaagc tttttgaatt gtataagatt 5460
tatgtctact gtaaacattg cttaatthtt ttgctcttga tttaaaaaa agttttgttg 5520
aaagcgctat tgaatattgc aatctatata gtgtattgga tggcttcttt tgtcacctct 5580
atctctatg ttaccaatgt gtatcgtctc cttctcctca aagtgtactt aatctttgct 5640
ttctttgcac aatgtctttg gttgcaagtc ataagcctga ggcaataaaa attccagtaa 5700
tttcgaagaa tgtggtgttg gtgctttcct aataaagaaa taatttagct tgacaaaa 5758

```

&lt;210&gt; SEQ ID NO 8

&lt;211&gt; LENGTH: 837

&lt;212&gt; TYPE: DNA

&lt;213&gt; ORGANISM: Homo sapiens

&lt;220&gt; FEATURE:

&lt;223&gt; OTHER INFORMATION: PTGDS glucocorticoid receptor-responsive gene

&lt;400&gt; SEQUENCE: 8

```

gtctctctg cacacctccc tcgctctccc acaccactgg caccaggccc cggacacccc 60
ctctgctgca ggagaatggc tactcatcac acgctgtgga tgggactggc cctgctgggg 120
gtgctggggc acctgcaggc agcaccggag gccaggtct ccgtgcagcc caacttcag 180

```

-continued

---

```

caggacaagt tcctggggcg ctggttcagc gggggcctcg cctccaactc gagctggctc 240
cgggagaaga aggcggcggt gtccatgtgc aagtctgtgg tggccctgc cacggatggt 300
ggcctcaacc tgacctccac ctctcctcagg aaaaaccagt gtgagacccg aacctgctg 360
ctgcagcccg cgggggtccct cggctcctac agctaccgga gtccccactg gggcagcacc 420
tactccgtgt cagtgggtga gaccgactac gaccagtagc cgctgctgta cagccagggc 480
agcaagggcc ctggcgagga ctcccgcatg gccaccctct acagccgaac ccagaccccc 540
agggctgagt taaaggagaa attcaccgcc ttctgcaagg cccagggctt cacagaggat 600
accattgtct tcctgcccc aaccgataag tgcattgacg aacaatagga ctcccaggg 660
ctgaagctgg gatecccgcc agccagggtga cccccacgct ctggatgtct ctgctctgtt 720
cttccccga gccctcgcc cggctccccg ccaaagcaac cctgcccact caggcttcat 780
ctgcacaat aaactccgga agcaagtcag taaaaaaaa aaaaaaaaa aaaaaaa 837

```

&lt;210&gt; SEQ ID NO 9

&lt;211&gt; LENGTH: 6001

&lt;212&gt; TYPE: DNA

&lt;213&gt; ORGANISM: Homo sapiens

&lt;220&gt; FEATURE:

&lt;223&gt; OTHER INFORMATION: TNFRSF9 glucocorticoid receptor-responsive gene

&lt;400&gt; SEQUENCE: 9

```

caaggagga tcccacagat gtcacagggc tgtcacagag ctgtgggtgg aatttcccat 60
gagaccccc ccctgggtga gtcaccgcac tctctgtgtt gacctgaagt cctctcgagc 120
tgcagaagcc tgaagaccaa ggagtggaaa gttctcggc agccctgaga tctcaagagt 180
gacatttgtg agaccagcta atttgattaa aattctcttg gaatcagctt tgctagtatc 240
atacctgtgc cagatttcat catgggaaac agctgttaca acatagtagc cactctgttg 300
ctggtcctca actttgagag gacaagatca ttgcaggatc cttgtagtaa ctgcccagct 360
ggtacattct gtgataataa caggaatcag atttgagtc cctgtcctcc aaatagtctc 420
tccagcgcag gtggacaaag gacctgtgac atatgcaggc agtgtaaagg tgttttcagg 480
accaggaagg agtgttcttc caccagcaat gcagagtgtg actgcactcc aggggtttcac 540
tgcttggggg caggatgcag catgtgtgaa caggattgta acaaggtca agaactgaca 600
aaaaaaggtt gtaaaagctg ttgctttggg acatttaacg atcagaaaac tggcatctgt 660
cgacctgga caaactgttc tttggatgga aagtctgtgc ttgtgaatgg gacgaaggag 720
agggacgtgg tctgtggacc atctccagcc gacctctctc cgggagcctc ctctgtgacc 780
cgcctgccc ctgcgagaga gccaggacac tctccgcaga tcatctcctt ctttcttgcg 840
ctgacgtcga ctgcggtgct ctctcctgct ttctctctca cgctccgttt ctctgttgtt 900
aaacggggca gaaagaaact cctgtatata ttcaaacac catttatgag accagtacaa 960
actactcaag aggaagatgg ctgtagctgc cgatttccag aagaagaaga aggaggatgt 1020
gaactgtgaa atggaagtca atagggtgt tgggactttc ttgaaaaga gcaaggaaat 1080
atgagtcac cgtatcaca gctttcaaaa gcaagaacac catcctacat aataccagg 1140
attccccaa cacacgttct tttctaaatg ccaatgagtt ggcttttaa aatgcaccac 1200
ttttttttt tttttgacag ggtctcactc tgtcaccag gctggagtgc agtggcacca 1260
ccatggctct ctgcagcctt gacctctggg agctcaagtg atcctcctgc ctcaagtctc 1320

```

-continued

---

tgagtagctg gaactacaag gaagggccac cacacctgac taactttttt gttttttgtt	1380
tggtaaagat ggcatttcac catggtgtac aggctggctc caaactccta ggttcacttt	1440
ggcctcccaa agtgcctgga ttacagacat gaactgccag gcccgcccaa aataatgcac	1500
cacttttaac agaacagaca gatgaggaca gagctgggtg taaaaaaaaa aaaaaaaaaag	1560
cattttctag ataccactta acaggtttga gctagttttt ttgaaatcca aagaaaatta	1620
tagtttaaat tcaattacat agtccagtgg tccaactata attataatca aaatcaatgc	1680
aggtttgttt tttggtgcta atatgacata tgacaataag ccacgaggtg cagtaagtac	1740
ccgactaaag tttccgtggg ttctgtcatg taacacgaca tgctccaccg tcagggggga	1800
gtatgagcag agtgcctgag tttagggtca aggacaaaaa acctcaggcc tggaggaagt	1860
tttgaaaga gttcaagtgt ctgtatatcc tatggtcttc tccatcctca cacctctgc	1920
ctttgtctg ctcctttta agccaggta cattctaaaa attcttaact ttaacataa	1980
tattttatc caaagccaat aaatgaactg catatgatag gtatgaagta cagtgagaaa	2040
attaacacct gtgagctcat tgcctacca cagcactaga gtgggggccc ccaaactccc	2100
atggccaaac ctggtgcacc atttgcctt gtttgtctgt tggtttgctt gagacagtct	2160
tgctctgtt gccaggtgg aatggagtgg ctattcacag gcacaatcat agcacacttt	2220
agccttaaac tcctgggctc aagtgateca cccgcctcag tctcccaagt agctgggatt	2280
acaggtgcaa acctggcatg cctgccattg tttggcttat gatctaagga tagcttttta	2340
aattttatc attttattt tttttgagac agtgtctcac tctgtctccc aggctggagt	2400
acagtggtag aatcttggat caccgcctcc cagtttcaag tgatctccct gcctcagcct	2460
cctaagtagc tgggactaca ggtatgtgcc accacgcctg gctaattttt atatttttag	2520
tagagacggg gtttcaccat gttgtccagg ctggtctcaa actcctgacc tcaggtgatc	2580
tgcccacctc tgccctccaa agtgcctgga ttacagcat gagccaccat gcctggccat	2640
ttcttacct tttgtatgac atgcctattg caagcttgcg tgcctctgct ccatgttatt	2700
ttactctggg atttaggtgg agggagcagc ttctatttgg aacattggcc atcgcagggc	2760
aaatgggtat ctgtcacttc tgcctctatt tagttggttc tactataacc tttagagcaa	2820
atcctgcagc caagccaggc atcaataggg cagaaaagta tattctgtaa ataggggtga	2880
ggagaagata tttctgaaca atagtctact gcagtaccaa attgcttttc aaagtggctg	2940
ttctaagtga ctcccgtcag tcatataagt gtcattgtaag tatcccattg atccacatcc	3000
ttgctaccct ctggtactat cagggtccct taattttgcc aagccagtgg gtatagaatg	3060
agatctcact gtggtcttag tttgcatttg cttggttact gatgagcacc ttgtcaaata	3120
tttatatacc atttgtgttt atttttttaa ataaaaatgt tgctcatgct tttttgcca	3180
tttgcaaaaa aacttggggc cgggtgcagt ggctcatgcc tgtagtccca gctcttggg	3240
aggccaaggt gggcagatcg cttgagccca ggagttcgag accagccttg gcaacatggc	3300
gaaaccctgt ctttcaaaaa aatacaaaaa ttagccgggt gtggtggtgt gcacctgaag	3360
tcccagctac tcagtaggtt cgctttgagc ctgggagcca gaggttgacg tgagctggga	3420
ccgcatcact acacttcagc ctgggcaaca gagaaaaacc tttctcaga aacaaaaaaa	3480
cccaaatgtg gttgtttgtc ctgattccta aaaggtcttt atgtattcta gataataatc	3540
tttggtcagt tatatgtgtt aaaaaatc ttctttgtgg ccaggcacgg tagctcacac	3600

---

-continued

---

ctgtaatccc agcactttgc ggggctgagg tgggtggatc atctgaggtc aagagttcaa 3660  
gatcagcctg gccaacacag tgaacocca tctctactaa acatgtacaa aacttagctg 3720  
ggtatggtgg cgggtgctg taaccccagc tgctccagag gctgtggcag aagaatcgct 3780  
tgaacccagg aggcagaggt tgcagcgagc caagattgtg ccattgcact ccagactggg 3840  
tgacaagagt gaaattctgc ctatctatct atctatctat ctatctatct atatatatat 3900  
atatatatcc tttgtaatth atttttccct ttttaaaatt ttttataaaa ttctttttta 3960  
tttttattht tagcagaggt gaggtttctg aggtttcatt atgttgccca ggctggctct 4020  
gaactcctga gctcaagtga tcctcccacc tcagccttcc aaagtgtgg aattgcagac 4080  
atgagccacc gcgcccctcc tgtttttctc taattaatgg tgtctttctt tgtctttctg 4140  
gtaataagca aaaagttctt catttgattt ggttaaattt ataactgttt tctcatatgg 4200  
ttaacattht ttcttgctg gctaaagaaa tccttttctg cccaatacta taaagaggtt 4260  
tgcccacatt ttattccaaa agttttaagt tttgtcttcc atcttgaagt ctaatgtatc 4320  
aggaactggc ttttggctt gttgggaggt agtgatccaa ttccatgtct tgcagttagg 4380  
taaccactgg tccttgctgc atgtattcaa tacgtcgtct ttctcctgcg ggtctgcaat 4440  
ctcacctacc atccatcaag tttccatagg gccatgggct tgccttctggg ctccctgttc 4500  
tgttccattg tcaatttgc tctcctgtgc cagtatcaca ctgtgtttat tacaatagct 4560  
ttgtaacagc tctcgatadc cggtaggaca tctccctcca cttctttttt ctacttcaga 4620  
agtgtcttag ctaggtcagg cacggtggct cacgcctgta atcccagcac tttgggaggc 4680  
cgacgcgat ggatcacctg aggtcaggag ttttgagaca gcctggccaa catggtgaaa 4740  
ccccatctct actaaaaat acaaaaatta gtcaggcatg gtggcatgtg cctgtaatcc 4800  
cagctattht ggaggctgag gccggagaat tgcctgaacc cggggggcgg aggttgcaat 4860  
gagccgagat cgtaccattg cactccagcc tgggtgacag agcgaaaactc tgtctcagga 4920  
aaaaaaagaa aagagatgct ttggttattc ttggttcttt attattcaat ataaattht 4980  
gaagctgaat ttgaaaagat ttggattgga atthcattaa atctacaggt caatthaggg 5040  
agagttgata atthtacaga attgagtcac ctgggttctc aataagaata agagaacaat 5100  
tattggctgt acaattcttg ccaaatagta ggcaaagcaa agcttaggaa gtatactggt 5160  
gccatthcag gaacaaaagct aggtgcgaat atthttgtct ttctgaaatca tgatgctgta 5220  
agttctaaaag tgatttctcc tcttggcttt ggacacatgg tgtttaatta cctactgctg 5280  
actatccaca aacagaaaga gactggtcat gcccacagc gttggggtat ccaagataat 5340  
ggagcgaggc tctcatgtgt cctaggttac acaccgaaa tccacagttt attctgtgaa 5400  
gaaaggaggc tatgtttatg atacagactg tgataththt atcatagcct attctggtat 5460  
catgtgcaaa agctataaat gaaaaacaca ggaacttggc atgtgagtc tttctcccc 5520  
taaatgacaa ttaataagga aggaacattg agacagaata aatgatccc ctctgggtt 5580  
taatthagaa agttccataa ttaggthtaa tagaaataaa tgtaaatthc tatgattaaa 5640  
aataaathag cacatthagg gatcacaaaa ttataaatca tthctaaat gctaaaaaca 5700  
agctcaggtt tthctcagaa gaaagthta atththththc tthagtggaa gatatactc 5760  
tgacggaaag tthtgatgtg agggcgatg gactataaag tgggcatctt ccccacagc 5820  
aagatgthc catctgtggg tgagaggtgc ccaccgcagc tagggcaggt tacatgtgcc 5880

-continued

---

```

ctgtgtgtgg taggacttgg agagtgatct ttatcaacgt ttttatttaa aagactatct 5940
aataaaacac aaaactatga tgttcacagg aaaaaaagaa taagaaaaaa agaaaaaaa 6000
a                                                                                   6001

```

```

<210> SEQ ID NO 10
<211> LENGTH: 1336
<212> TYPE: DNA
<213> ORGANISM: Homo sapiens
<220> FEATURE:
<223> OTHER INFORMATION: SPN glucocorticoid receptor-responsive gene

```

&lt;400&gt; SEQUENCE: 10

```

gagagacaca gagtccgga ttggtcccag gcagcagta gcccgcgcc cgctgtgtg 60
tccccagagc catggagaga gccagtctga tccagaaggc caagctggca gagcaggccg 120
aacgctatga ggacatggca gccttcatga aaggcgcctt ggagaagggc gaggagctct 180
cctgcgaaga gcgaacctg ctctcagtag cctataagaa cgtggtgggc ggccagaggg 240
ctgcctggag ggtgctgtcc agtattgagc agaaaagcaa cgaggagggc tgggaggaga 300
aggggcccga ggtgcgtgag tacccggaga aggtggagac tgagctccag ggcgtgtgcg 360
acaccgtgct gggcctgctg gacagccacc tcatcaagga ggccggggac gccgagagcc 420
gggtetteta cctgaagatg aagggtgact actaccgcta cctggccgag gtggccaccg 480
gtgacgacaa gaagcgcac attgactcag cccggtcagc ctaccaggag gccatggaca 540
tcagcaagaa ggagatgccg cccaccaacc ccatccgctt gggcctggcc ctgaactttt 600
cogtettcca ctacgagatc gccaacagcc ccgaggaggc catctctctg gccaaagacca 660
ctttcgacga ggccatggct gatctgcaca ccctcagcga ggactcctac aaagacagca 720
ccctcatcat gcagctgctg cgagacaacc tgacactgtg gacggccgac aacgccgggg 780
aagagggggg cgaggctccc caggagcccc agagctgagt gttgcccgc accgccccgc 840
cctgccccct ccagtcccc accctgccga gaggactagt atggggtggg aggccccacc 900
cttctcccct aggcgctggt cttgctccaa agggctccgt ggagagggac tggcagagct 960
gaggccacct ggggctgggg atcccactct tcttgagct gttgagcgca cctaaccact 1020
ggtcatgccc ccaccctgc tctccgacc cgcttctctc gaccccagg accaggtac 1080
ttctcccctc ctcttgctc cctcctgcc ctgctgcctc tgatcgtagg aattgaggag 1140
tgtcccgcct tgtggctgag aactggacag tggcaggggc tggagatggg tgtgtgtgtg 1200
tgtgtgtgtg tgtgtgtgtg tgtgcgcgcg cgcagtgca agaccgagat tgagggaaag 1260
catgtctgct ggggtgagcc atgtttctc tcaataaagt tcccctgtga cactcaaaaa 1320
aaaaaaaaaa aaaaaa 1336

```

```

<210> SEQ ID NO 11
<211> LENGTH: 2240
<212> TYPE: DNA
<213> ORGANISM: Homo sapiens
<220> FEATURE:
<223> OTHER INFORMATION: LAPTM5 glucocorticoid receptor-responsive gene

```

&lt;400&gt; SEQUENCE: 11

```

ggagggcagc cagcagcttc ccctctctg ccctgctcca ggcaccagc tctttcccct 60
tcagtgtctc agaggagggg acggcagcac catggacccc cgcttgctca ctgtccgcca 120

```

-continued

---

gacctgctgc tgettcaatg tccgcatcgc aaccaccgcc ctggccatctt accatgtgat	180
catgagcgtc ttgtgttca tcgagcactc agtagagggtg gcccatggca aggcgtcctg	240
caagctctcc cagatgggct acctcaggat cgctgacctg atctccagct tcctgctcat	300
cacctgctc ttcacatca gctgagcct actgatcggc gtagtcaaga accgggagaa	360
gtacctgctg cccttctgt cctgcaaat catggactat ctctgtgcc tgctcacct	420
gctgggtcc tacattgagc tgcccgccta cctcaagttg gcctcccga gccgtgctag	480
ctctccaag tccccctga tgacgtgca gctgctggac ttctgctga gcatcctgac	540
cctctgcagc tcctacatgg aagtgccac ctatctcaac ttcaagtcca tgaaccacat	600
gaattacctc cccagccagg aggatagcc tcataaccag ttcacaaaga tgatgatcat	660
ctttccatc gccctcatca ctgtccttat ctccaaggtc tacatgttca agtgcgtgtg	720
gcggtgctac agattgatca agtgcataaa ctcggtggag gagaagagaa actccaagat	780
gtccagaag gtggtctcgc cgtcctacga ggaagccctg tctttgcat cgaagacccc	840
agaggggggc ccagcaccac ccccatctc agaggtgtga ccctgccag gcccagccc	900
cagtgcctgg aggggtggag ctgcctcata atctgctttt ttgctttggt ggcccctgtg	960
gcctgggtgg gccctcccgc cctccctgg caggacaatc tgcttgtgct tcctcctgctg	1020
gcctgctcct cctgcagggc ctgtgagctg ctcaacaactg ggtcaacgct ttaggctgag	1080
tcactcctcg ggtctctcca taattcagcc caacaatgct tggtttattt caatcagctc	1140
tgacacttgt ttagacgatt ggccattcta aagttgggtg gtttgcctcaag caactatcga	1200
cttgatcagt tcagccaagc aactgacaaa tcaaaaacc ccttgcagct tcagtaaaat	1260
aatttggca aacaacagtc tattgcattg atttataaat agttgcagct tcacatagca	1320
atttaataca gtaatcatta attagttacc cctatatat aatatatgt aatcaatttc	1380
ttcaaatagc ttgcttccat gataatcaat tagccaacca tgagtcattt agaatagtga	1440
taaatagaat acacagaata gtgatgaaat tcaatttaaa aaatcacgtt agcctccaaa	1500
ccatttaatt caaatgaacc catcaactgg atgccaactc tggcgaatgt aggacctctg	1560
agtggctgta taattgttaa ttcfaatgaa attcatttaa acagttgaca aactgtcatt	1620
caacaattag ctccaggaaa taacagttat ttcacataa aacagtcctt tcaaacacac	1680
aattgttctg ctgaagagtt gtcacacaac atccaatgct cacctattca gttgctctgt	1740
ggtcagtgtg gctgcataac agtggattcc atgaaaggag tcatttttagt gatgagctgc	1800
cagtcattc ccagggcagg ctgtcctgg ccattcattc agtcgattca gtcacagggc	1860
aatctgttct gcccgaggct tgtggtcaag caaaaattca gccctgaaat caggcacatc	1920
tgctcgttg actaaacca caggttagtt cagtcacagc agggcaacccc cttgtgggca	1980
ctgacctgc cactggggc atggcggttg tggcagctgg ggaggtttgg ccccaacagc	2040
cctcctgtgc ctgcttcct gtgtgtcggg gtcctccagg gagctgaccc agaggtggag	2100
gccacggagg caggtctctc ggggactgtc ggggggtaca gagggagaag gctctgcaag	2160
agctccctgg caataccccc ttgtgtaatt gctttgtgtg cgacagggag gaagtttcaa	2220
taaagcagca acaagcttct	2240

&lt;210&gt; SEQ ID NO 12

&lt;211&gt; LENGTH: 3039

-continued

---

```

<212> TYPE: DNA
<213> ORGANISM: Homo sapiens
<220> FEATURE:
<223> OTHER INFORMATION: GPM2 glucocorticoid receptor-responsive gene

<400> SEQUENCE: 12
aggcgcagag gagggcggtg ttgagaccgg cggagcggcg ggaccocctag gtggcggagg      60
gacgctccgg gaaagcgagg ggcgctacga gctctggccc acgtgacctg ccggggggcgg      120
gagcaggggg cgcccgggcc tcctgcggtg cccctgcctt ggggaggggc cgtgaccacc      180
cgtctgtcgc ccgaggcgcc cgccgctgca ccttcaccgc gtaccocggga ccgcccgcgc      240
cgccggagaa atgttgctga agtgctgctg aaagggccag agatgcaagg atttgggata      300
cattttgaac ctttaagctg tctgacattg acctcctttc attattaata aagaagaatc      360
aggagccttag gatgtattaa caccaactca ttaatatact aaccggacaa tgttctacaa      420
acaattctac attgtaaagg actggattgg cacaaaataa aataatttta ttttattcag      480
cttataatat gactcgatgg aggaaaattt gataagcatg agagaagacc attcctttca      540
tgttcggtac agaatggaag cttctgcctt agagctggcc ttggaagggg aacgtctatg      600
taaatcagga gactgccgcg ctggcgtgtc attccttgaa gctgcagttc aagttggaac      660
tgaagaccta aaaacactta gcgctattta cagccagttg ggcaatgctt atttctattt      720
gcatgattat gccaaagcat tagaatatca ccatcatgat ttaacccttg caaggactat      780
tggagaccag ctgggggaag cgaaagctag tggtaactcg ggaaacacct taaaagtctt      840
tgggaatfff gacgaagcca tagtttggtg tcagcgacac ctagatattt ccagagagct      900
taatgacaag gtgggagaag caagagcact ttacaatctt gggaatgtgt atcatgocaa      960
agggaaaagt tttggttgcc ctggccccca ggatgtagga gaatttccag aagaagtgag     1020
agatgctctg caggcagccg tggattttta tgaggaaaac ctatcattag tgactgcttt     1080
gggtgaccga gcggcacaag gacgtgcctt tggaaatctt ggaaacacac attacctcct     1140
tggcaacttc agggatgcag ttatagctca tgagcagcgt ctccttattg caaaagaatt     1200
tggagataaa gcagctgaaa gaagagcata tagcaacctt ggaaatgcat atatatttct     1260
tgggtgaattt gaaactgcct cggaatacta caagaagaca ctactgttgg cccgacagct     1320
taaagaccga gctgtagaag cacagtcttg ttacagtctt ggaaatacat atactttact     1380
tcaagactat gaaaaggcca ttgattatca tctgaagcac ttagcaattg ctcaagagct     1440
gaatgataga attggtgaag gaagagcatg ttggagctta ggaaatgcat acacagcact     1500
aggaatcat gatcaagcaa tgcattttgc tgaaaagcac ttggaaattt caagagaggt     1560
tggggataaa agtgggtaac taacagcacg acttaatctc tcagaccttc aaatggttct     1620
tgggtctgagc tacagcacia ataactccat aatgtctgaa aatactgaaa ttgatagcag     1680
tttgaatggt gtacgcccc agttgggacg ccggcatagt atggaaaata tggaaacttat     1740
gaagttaaca ccagaaaagg tacagaactg gaacagtgaa attcctgcta agcaaaaacc     1800
tcttattgcc aaacctctcg caaagctact ctttgtcaac agactgaagg ggaaaaaata     1860
caaaacgaat tcctccacta aagttctcca agatgccagt aattctattg accaccgaat     1920
tccaaattct cagaggaaaa tcagtgcaga tactattgga gatgaagggg tctttgactt     1980
attaagccga tttcaaagca ataggatgga tgatcagaga tgttgcttac aagaaaagaa     2040
ctgccataca gcttcaacaa caactcttc cactccccct aaaatgatgc taaaaacatc     2100

```

-continued

---

```

atctgttctt  gtggatatcc  ccaacacgga  tgagttttta  gatcttcttg  ccagctcaca  2160
gagtcgccgt  ctggatgacc  agagggctag  tttcagtaat  ttgccagggc  ttcgtctaac  2220
acaaaacagc  cagtcggtac  ttagccacct  gatgactaat  gacaacaaag  aggctgatga  2280
agatttcttt  gacatccttg  taaaatgtca  aggatccaga  ttagatgata  aaagatgtgc  2340
tccaccacct  gctaccacaa  agggtcogac  agtaccagat  gaagactttt  tcagccttat  2400
tttacgggcc  cagggaaaga  gaatggatga  acagagagtt  cttttacaaa  gagatcaaaa  2460
cagagacact  gactttgggc  taaaggactt  ttgcacaaat  aatgctttgt  tggagtttaa  2520
aaattcaggg  aaaaaatcgg  cagaccatta  gttactatgg  atttattttt  tttcctttca  2580
aacacggtaa  ggaacaatc  tattactttt  ttccttaaaa  ggagaattta  tagcaactga  2640
atacagctta  aaatattttt  agaatgatgt  aaatagttaa  ccttcagtag  tctattaagg  2700
cattaatact  tctctggaca  tgcgcgtttg  agggtgagg  ggtcctgtaa  ggtgcttcat  2760
cgtctgtgat  tactgcttgg  gatgtgttct  ttggcagctt  gtgagattac  tttacctagt  2820
gtttataaag  taggaagtta  agtgaatcat  agattagaat  ttaatactct  tatggaaata  2880
atTTTTtaac  atcttaattg  acaatggcgt  ttttttatac  ataaccatgg  atgtagtggg  2940
aaacaatggt  gtttggtaaa  aataatgtac  ttgatcaatg  taaaaaagta  tataaaatag  3000
tcttactaaa  aatctagggt  ttttttctct  ccaaaaaaa  3039

```

&lt;210&gt; SEQ ID NO 13

&lt;211&gt; LENGTH: 7018

&lt;212&gt; TYPE: DNA

&lt;213&gt; ORGANISM: Homo sapiens

&lt;220&gt; FEATURE:

&lt;223&gt; OTHER INFORMATION: SORT1 glucocorticoid receptor-responsive gene

&lt;400&gt; SEQUENCE: 13

```

ggcggggcgcg  cggggcgcca  ggtgtcggcg  tcggcggcat  tcggcggcga  tggagcggcc  60
ctggggagct  gcggacggcc  tctcgcgctg  gccccatggc  ctccgctccc  tcctcctcct  120
gcagctgctg  ccgcccgcga  cctcagcca  ggaccggctg  gacgcgcgcg  cgcgcgccgc  180
tgcgcgcgctg  ccgcccgtgt  ctggccccc  cggggtgagc  tgggggctgc  gggcggccgc  240
agccgggggc  gcgtttcccc  gcggcggccg  ttggcgtcgc  agcgcgcggg  gcgaggacga  300
ggagtgcggc  cgggtcccgg  acttcgtcgc  caagctggcc  aacaacacgc  accagcatgt  360
gtttgatgat  ctccagaggt  cagtatcctt  gtcctggggt  ggagatagca  ctgggggtcat  420
tctagtcttg  actaccttcc  atgtaccact  ggtaattatg  acttttggac  agtccaagct  480
atatacgaagt  gaggattatg  ggaagaactt  taaggatatt  acagatctca  tcaataaacac  540
ctttattcgg  actgaatttg  gcatggctat  tggctctgag  aactctggaa  aggtggtgtt  600
aacagcagag  gtgtctggag  gaagtcgtgg  aggaagaatc  ttcagatcat  cagattttgc  660
gaagaatttt  gtgcaaacag  atctcccttt  tcatcctctc  actcagatga  tgtatagccc  720
tcagaattct  gattatcttt  tagctctcag  cactgaaaat  ggctctgtgg  tgtccaagaa  780
ttttggggga  aaatgggaag  aaatccacaa  agcagtatgt  ttggccaaat  ggggatcaga  840
caacaccatc  ttctttacaa  cctatgcaaa  tggtcctcgc  aaagctgacc  ttggggctct  900
ggaattatgg  agaacttcag  acttgggaaa  aagcttcaaa  actattggtg  tgaaaatcta  960
ctcatttggg  cttgggggac  gtttcctttt  tgcctctgtg  atggctgata  aggataaccac  1020

```

-continued

---

aagaaggatc	cacgtttcaa	cagatcaagg	ggacacatgg	agcatggccc	agctcccctc	1080
cgtgggacag	gaacagtctc	attctattct	ggcagcaaat	gatgacatgg	tattcatgca	1140
tgtagatgaa	cctggagaca	ctgggtttgg	cacaatcttt	acctcagatg	atcgaggcat	1200
tgtctattcc	aagtctttgg	accgacatct	ctacactacc	acaggcggag	agacggactt	1260
taccaacgtg	acctcccctc	gcggcgtcta	cataacaagc	gtgctctccg	aagataattc	1320
tatccagacc	atgatcactt	ttgaccaagg	aggaaggtgg	acgcacctga	ggaagcctga	1380
aaacagtgaa	tgtgatgcta	cagcaaaaaa	caagaatgag	tgcagccttc	atattcatgc	1440
ttcctacagc	atctcccaga	aactgaatgt	tccaatggcc	ccactctcag	agccgaatgc	1500
cgtaggcatt	gtcattgtct	atggtagcgt	gggggatgcc	atctcagtga	tggttcocaga	1560
tgtgtacatc	tcagatgatg	ggggttactc	ctggacaaaag	atgctggaag	gaccccacta	1620
ttacaccatc	ctggattctg	gaggcatcat	tgtggccatt	gagcacagca	gccgtcctat	1680
caatgtgatt	aagttctcca	cagacgaagg	tcaatgctgg	caaacctaca	cgttcaccag	1740
ggaccccata	tatttctactg	gcctagcttc	agaacctgga	gctaggtcca	tgaatatcag	1800
catttggggc	ttcacagaat	ctttctgac	cagccagtgg	gtctcctaca	ccattgattt	1860
taaagatata	cttgaaagga	actgtgaaga	gaaggactat	accatatggc	tggcacactc	1920
cacagacctc	gaagattatg	aagatggctg	cattttgggc	tacaaagaac	agtttctgcg	1980
gctacgcaag	tcattccgtgt	gtcagaatgg	tcgagactat	gttgtgacca	agcagccctc	2040
catctgcctc	tgttccctgg	aggactttct	ctgtgatttt	ggctactacc	gtccagaaaa	2100
tgactccaag	tgtgtggaac	agccagaact	gaagggccac	gacctggagt	tttgtctgta	2160
cggaagagaa	gaacacctaa	caacaaatgg	gtaccggaaa	attccagggg	acaaatgcca	2220
gggtggggta	aatccagttc	gagaagtaaa	agacttgaaa	aagaaatgca	caagcaactt	2280
tttgagtccg	gaaaaacaga	attccaagtc	aaattctgtt	ccaattatcc	tggccatcgt	2340
gggattgatg	ctggtcacag	tcgtagcagg	agtgtctcatt	gtgaagaaat	atgtctgtgg	2400
gggaaggttc	ctggtgcata	gatactctgt	gctgcagcag	catgcagagg	ccaatgggtg	2460
ggatgggtgtg	gatgctttgg	acacagcctc	ccacactaat	aaaagtgggt	atcatgatga	2520
ctcagatgag	gacctcttgg	aatagctctt	cagaggagct	ggacccagca	tggatgggtg	2580
aaccacagta	cctcttacac	tcctctgtgc	tccaacttca	ggaaataaat	ttcccattgc	2640
gagggaccca	gctctgtttc	tgetgtttcc	atcaaagcca	aaaggacctc	cactaaagaa	2700
atgcagggtg	gggtgggga	accctgagca	cttttttaca	attggctctg	agaaaaagg	2760
agacatttta	aattctttaa	cttctatttt	ctcgtcctgt	ctctttgcaa	agtatgggct	2820
tttttgtttt	tgttttttaa	gggaaaocgaa	atggaattcg	aagggacctt	ttcactaacc	2880
ccacttctgt	gtgttctgca	tggcgcctgc	cccagggcat	ctgccaactc	cagtatcagc	2940
tctcacagtg	tacttggtac	catccctggg	ctctgtctggc	gagacgaaac	agctgtagag	3000
atgaaaacag	gctgcagagg	ctggcacagc	ctggccggct	tttctccatc	tggggacagt	3060
cctactccaa	gaacactgca	caccagctcc	tcacacagat	cccacttact	cttttttttt	3120
ttttcagaga	ccacagacca	cagtgathtt	tcttttccct	tgtttaatta	ggcaatacce	3180
ttgttaattg	ccctttggca	actaacttaa	ccatgtgctt	cccacacagt	acatcaggaa	3240
aacttacagg	gcaatatttt	taacttgggg	caggaagaag	ggagcagcag	agaattgact	3300

-continued

---

agatatagca cctattaataa gagaactcct gcttcttctg agatTTTTca agctgtgctt	3360
tgtgtgtgtg ccagtagact tacgcaagga cagggtacaa acttagctgg aagtctgccc	3420
aggctgaatg atctcttccc tagagttgat tgtcgggtac acagtgtgaa cccccgaaga	3480
cggaaacctca cagtcttoca tgttcccttc ttaactgtcg tgtggctcgt tgetaaatca	3540
tgacaatggc tgcctatctg ctgcttctta ggttgcgttt gtacatggaa ccaggactag	3600
agatTTTTtc agatTTatag acttaaaaaa ttagaatttt attaccaggc tttccttctc	3660
accctTTTTt tctgactttg ccaagtaatt tgttgacacg aaaatTTTTg aggaaccaat	3720
tgaaaacaca cttccagtct agatgatgct ttgtgtgata cattaagtTC ttattttgga	3780
ttaaagaag tttccattt gatacttctc taaattaaat aaattataga atgtagttgg	3840
gtggattttg ggggtggccat atagtaatgg aaagctgcaa taattagttt taatacagct	3900
tgaatatttg ctatatagaa atatagtatg gaaagTTTTt ggtcttaatg tagctactgt	3960
gcggttcaca gtttctccca atgattatga ctgggacatt ctttggtaga taccatttgc	4020
tactagtTTa ttttgggct agaaagtcag ttttgtgtgt tttttTTTTt ttttatttga	4080
agtGCCaaat taactttagt cagaatgtga gcagatggct aagttctctc ctcccagaa	4140
tggattaaaca gctcgtgga aagtggggga gagagtggat ggagactttt agagatgTTa	4200
aaactgcagt agaatgaaat gagtcaggga gcttcagTTa gaaaataaag ttgaggcagt	4260
ttttgtgaag ataatatggt tagggctgga gtgcaactag ctttttgctt attcattttg	4320
catggtTTta aaattaaaaa taattccgaa gatacaccag ctcaaaatg aaaacgtcag	4380
cctctgcccc accctccctc ctgccccaaag tgaatttggg actcagaaaa gaactgtTTa	4440
taccactcAc ctttctccca gcagtactc actgtgggca gatgcaccaa tacatggtaa	4500
tcctcttact cattttaaga cgtaggaaac tcaatattct tctctaacca tatacgatag	4560
ggctcttctg ttttaatgat atctgggatt tctgtggaac ttggcaaatt ttcagagcAc	4620
cttcactcAc ataatgtcat ttgaacctca caatgttctt gggatggagt cagttgttca	4680
gggtccccgt gtgtgtgata agcagtgtg gctggctgtc ttcagaactc ttggaaatct	4740
ttacacatgc gagtgctaac cactttgagc aaggtgcct tctttagat gacttctgt	4800
tctttatgac agggatcagt ggcatttgtt tcctagcagt atttagcacc tttttgccAc	4860
cttggTgaac agaaaattgt attttcctgt ctttcatggc tgaaaacaaa agtaatggga	4920
attttaaata cgtttgcaga aactgcccct cccctcattg agggtcactg ctcaagagtg	4980
caggagtgga ctctccactg atgggtctcc ctccccatcc tggtttccAc cccgggctgg	5040
ctagctctgt tggtttgaag actgacagcc agcctggctc attctcatta ttggctagt	5100
agctttcttt atcaacctgc tcactcacia atgtgtgccc tcagccagag agtaagaaa	5160
cccaaatctg ttacagcttc taaaaaata gatttctaatt ttgtcctact catgttagga	5220
gcattatctt tgaaggtaaa acatagtgtA tcattgtgtA aactcccagg cttgatgtag	5280
cagaagagat catttctgga ggcttcagca atggaattta gcattataag agagattgga	5340
caaaccagtc caaagtggtc cgagttctta aatccaggta gggaaactcAc tcttctttct	5400
tctctggacc taattgggca ttgggctTTa gtgagaccAc agaccaggcc cgtctctcct	5460
gtaggctttt aattcaatgg caactctatt tcaaagaata aaagcctttg gagagtgtcg	5520
gcagttctgg gggcgggctc aggagagtcc atagatcagc cgtaactgga acgtagaatc	5580

-continued

---

```

tacgtctgcc tctgaatgga cttcccacct cctctctctt gctctgatgc ttgctcttgg 5640
gcctctccat gcccagggtg gtctttcatt cttgacaggc tggtaatgtg ctggccacct 5700
ccagctcctg catcgagtct gtaaaccaga gctggttctc atggccttcg tcacgatacc 5760
aggatacggg ggggagccca gggccatcca taccacccc agggtaacgg ggctggcctg 5820
gcattagtca ttatttagtt tccaggccaa ccatccagat agagattccc tctttccttt 5880
gagcagtgtc ctcaagagct ccgtgcctgt ccacaatgac cttagagtga tcctgtcat 5940
tgtcagtgtg gccctctgcc cctatatcca tccaggatac ttggaagtgc taaaatagga 6000
agggattcgg ctttcaactt tgctaccatc ttccctgaag caggaaaatg aacatggact 6060
taaatgttct ttgaaaaaac caaagtttta agatttgctg tgtgatgaag tgacagggag 6120
ggccggagtc agcagggtgc agactttctg ttctgtctgc catgggtttg tccagctcag 6180
gtagctctag gagcaccatc ctgccctagc agagcccagg ccttgccctc atgaagcatc 6240
attgaaatag caggagcatg ttgatttctt ggttaggttg cattataata acaagagtca 6300
gaacattaat tcgaacaac ttgcagtatg catttcttca caccagtaca ttcttaagtg 6360
tacttgttta taaggaataa cataaactaa tctgtactt tataatatg tgtgtgtaca 6420
tatatacata tataaactgt atagtgtaca tggtaatgat ttattgtat gcccagatc 6480
cttaatgtag ttctcactc cgcgatgcc tcagccaca ggggtgact gactgttccc 6540
tgatgatttg gccacctcc tgtgtttgga cctctagga ggagggtttt ggtcacttc 6600
tccttactc cgtgcacaga aatgctcagg gtccccatgt gcctgttgtt cagcccttc 6660
tcttgttccc tttctgagca tgtggtcctt ccccagctg tgggacagct gccttcccac 6720
gaaagtgtaa agcagtatta agatcattac tgcattgtcc ctaaaaacc aagttttcta 6780
ttcccttagg acagaaaatt gcattgtgagg tgggataatc gagtttcagt gaccacgctc 6840
agttacacat taaagccaga cccatgata aaattccaca aaatggaat aaaactcaa 6900
tttcttagc attgtgtaaa taaatctgaa tgtgtttaac tttgactgg taattttctg 6960
tatatttggg atatttgggt taaaaataaa acagactgga ctttgttacc tgacctac 7018

```

&lt;210&gt; SEQ ID NO 14

&lt;211&gt; LENGTH: 1749

&lt;212&gt; TYPE: DNA

&lt;213&gt; ORGANISM: Homo sapiens

&lt;220&gt; FEATURE:

&lt;223&gt; OTHER INFORMATION: DPT glucocorticoid receptor-responsive gene

&lt;400&gt; SEQUENCE: 14

```

gtgacattgt ttgcaaaat cccaggcagc atggacctca gtcttctctg ggtacttctg 60
cccctagtca ccatggcctg gggccagtat ggcgattatg gataccata ccagcagtat 120
catgactaca gcgatgatgg gtgggtgaat ttgaaccggc aaggettccag ctaccagtgt 180
ccccaggggc aggtgatagt ggcctgagg agcatcttca gcaagaagga aggttctgac 240
agacaatgga actacgcctg catgccacg ccacagagcc tcggggaacc cacggagtgc 300
tgggtgggagg agatcaacag ggctggcatg gaatgttacc agacgtgctc caacaatggg 360
ctggtggcag gattccagag ccgctacttc gagtcagtgc tggatcgga gtggcagttt 420
tactgttctg gctacagcaa gaggtgcca tattcctgct ggctaacaac agaatatcca 480
ggtcactatg gtgaggaaat ggacatgatt tcctacaatt atgattacta tatccgagga 540

```

-continued

---

```

gcaacaacca ctttctctgc agtggaaagg gatcgccagt ggaagttcat aatgtgccgg 600
atgactgaat acgactgtga atttgcaaat gtttagattt gccacatacc aaatctgggt 660
gaaaggaaag gggccgggga caggaggggtg tccacatag ttaacatcag ttggactccc 720
tatagaagtt tctgctgctc tcttctcttc tccctgagct ggtaactgca atgccaactt 780
cctgggcctt tctgactagt atcacacttc taataaaatc cacaattaaa ccatgtttct 840
cacttttcac atgtttcata gcaactgctt tatatgactg atgatggctt ccttgccacac 900
cacatataca gtgcgcgatgc ttacagccgg gcttctggag caccagctgc agcctggcta 960
ctgcttttta ctgcagaatg aactgcaagt tcagcatagt ggaggggaga ggcagaactg 1020
gaggagaggt gcagtgaagg ttctctacag ctaagcctgt ttgaatgata cgtaggttcc 1080
ccacaaaag caggctttct gccctgaggg acatcttccc actcccctgc tccacatgag 1140
ccatgcatgc ttagcaatcc aagtgcagag ctctttgctc caggagtgag gagactggga 1200
ggtgaaatgg ggaatggaa gggtttgag gcagagctga aaacagggtt ggaaggattt 1260
cctgaattag aagacaaacg ttagcatacc cagtaaggaa aatgagtgca ggggccaggg 1320
gaaccctgga ggatcactct caaatgagat taaaaacaag gaagcagaga atggtcagag 1380
aatgggattc agattgggaa cttgtgggga tgagagtgc caggttgaac tgggaagtgg 1440
aaaaaggagt ttgagtcaact ggcacctaga agcctgccca cgattcctag gaaggetggc 1500
agacaccctg gaaccctggg gagctactgg caaactctcc tggattgggc ctgattttt 1560
tgggtggaaa ggctgccctg gggatcaact ttccttctgt gtgtggetca ggagttctc 1620
tgcagagatg gcgctatctt tctctctct gtgatgtcct gctcccaacc atttgactc 1680
ttcattacaa aagaaataaa aatattaacg ttcactatgc tgaaaataaa aaaaaaaaaa 1740
aaaaaaaaa 1749

```

&lt;210&gt; SEQ ID NO 15

&lt;211&gt; LENGTH: 2478

&lt;212&gt; TYPE: DNA

&lt;213&gt; ORGANISM: Homo sapiens

&lt;220&gt; FEATURE:

&lt;223&gt; OTHER INFORMATION: NR1 glucocorticoid receptor-responsive gene

&lt;400&gt; SEQUENCE: 15

```

gcagttgggt aaactcctct gtctcccgt catcttttca ttgctcgttc cctccttcc 60
cgcagacacc cggacctccc ctgggcgcca gctccgctgc tccaacgggt ccagaaacaa 120
gccggatttt tttttttct tcttgaaat tggctttggt gtgtggtgcc ctacctcct 180
cctccccctc ccaccacag ccccccccg gcctttttt tttttttt ttttttgag 240
acatggcccc ggcagtggct cctggaagag gaacaagtgt gggaaaaggg agaggaagcc 300
ggagctaaat gacaggatgc aggcgacttg agacacaaaa agagaagcgt tcctctcgga 360
tccaggcatt gcctcgctgc tttctttct ccaagacggg ctgaggattg tacagctcta 420
ggcggagttg gggctctctg gatcgcttag attctcctct ttgctgeatt tccccccag 480
tctcgttct cccgcgtctg cctgcccacc cggagaaggg agaatggaga gggggctgcc 540
gtctctctgc gccgtgctg cctcgtcct cgcctcgccc ggcgcttttc gcaacgataa 600
atgtggcgat actataaaaa ttgaaagccc cgggtacctt acatctctg gttatcctca 660
ttcttatcac ccaagtgaat aatgcgaatg gctgattcag gctccggacc cataccagag 720

```

-continued

---

```

aattatgac aacttcaacc ctcaactcga ttggaggac agagactgca agtatgacta 780
cgtggaagtc ttcgatggag aaaatgaaaa tggacatttt aggggaaagt tctgtggaaa 840
gatagcccct cctcctgttg tgtcttcagg gccatttctt tttatcaaat ttgtctctga 900
ctacgaaaca catgggtgcag gattttccat acggtatgaa attttcaaga gaggtcctga 960
atgttcccag aactacacaa cacctagtgg agtgataaag tccccggat tccctgaaaa 1020
atatcccaac agccttgaat gcacttatat tgtctttgcg ccaaagatgt cagagattat 1080
cctggaattt gaaagctttg acctggagcc tgactcaaat cctccagggg ggatgttctg 1140
tcgctacgac cggctagaaa tctgggatgg attccctgat gttggcctc acattgggcg 1200
ttactgtgga cagaaaacac caggtcgaat ccgatcctca tcgggcattc tctccatggt 1260
tttttacacc gacagcgcga tagcaaaaga aggtttctca gcaaactaca gtgtcttgca 1320
gagcagtgtc tcagaagatt tcaaatgat ggaagctctg ggcattggaat caggagaaat 1380
tcattctgac cagatcacag cttcttccca gtatagcacc aactggctctg cagagcgctc 1440
ccgcctgaac tacctcgaga atgggtggac tcccgagag gattcctacc gagagtggat 1500
acaggtagac ttgggccttc tgcgctttgt cacggctgtc gggacacagg gcgccatttc 1560
aaaagaaacc aagaagaat attatgtcaa gacttacaag atcgacgta gctccaacgg 1620
ggaagactgg atcaccataa aagaagggaa caaacctggt ctctttcagg gaaacaccaa 1680
ccccacagat gttgtggttg cagtattccc caaacactg ataactcgat ttgtccgaat 1740
caagcctgca acttgggaaa ctggcatatc tatgagattt gaagtatacg gttgcaagat 1800
aacagattat ccttgcctct gaatgttggg tatggtgtct ggacttattt ctgactccca 1860
gatcacatca tccaaccaag gggacagaaa ctggatgcct gaaaacatcc gcctggtaac 1920
cagtcgctct ggctggggcac ttccaccgc acctcattcc tacatcaatg agtggctcca 1980
aatagacctg ggggaggaga agatcgtgag gggcatcacc attcaggggtg ggaagcaccg 2040
agagaacaag gtgttcatga ggaagtcaa gatcgggtac agcaacaacg gctcggactg 2100
gaagatgac atggatgaca gcaaacgcaa ggcgaagtct tttgagggca acaacaacta 2160
tgatacacct gagctgcgga cttttccagc tctctccagc cgattcatca ggatctacce 2220
cgagagagcc actcatggcg gactggggct cagaatggag ctgctgggct gtgaagtgga 2280
agcccctaca gctggaccga ccactcccaa cgggaacttg gtggatgaat gtgatgacga 2340
ccaggccaac tgcccagtg gaacaggtga tgacttcag ctcacaggtg gcaccactgt 2400
gctggccaca gaaaagccca cggtcataga cagcaccata caatcaggta tcaaataaaa 2460
tacgaaatgt gacagatt 2478

```

&lt;210&gt; SEQ ID NO 16

&lt;211&gt; LENGTH: 3372

&lt;212&gt; TYPE: DNA

&lt;213&gt; ORGANISM: Homo sapiens

&lt;220&gt; FEATURE:

&lt;223&gt; OTHER INFORMATION: ACSL5 glucocorticoid receptor-responsive gene

&lt;400&gt; SEQUENCE: 16

```

taaaaccagg aagtgaagtc cccgagcacg ttagaaagcc tgacatggcc tgactcggga 60
cagctcagag cagggcagaa ctggggacac tctgggccgg ccttctgcct gcatggacgc 120
tctgaagcca ccctgtctct ggaggaacca cgagcgaggg aagaaggaca gggactcgtg 180

```

-continued

---

tggcaggaag aactcagagc cgggaagccc ccattcacta gaagcactga gagatgoggc	240
ccccctgcag ggtctgaatt tctgtctgct gttcacaaaag atgcttttta tctttaactt	300
tttgttttcc ccacttcoga ccccgcggtt gatctgcac ctagcatttg gagctgccat	360
cttcttgagg ctgatcacca gacctcaacc cgtcttacct cttcttgacc tgaacaatca	420
gtctgtggga attgagggag gagcacggaa gggggtttcc cagaagaaca atgacctaac	480
aagttgctgc ttctcagatg ccaagactat gtatgaggtt ttccaaagag gactcgtctg	540
gtctgacaat gggccctgct tgggatatag aaaaccaaac cagccctaca gatggctatc	600
ttacaaacag gtgtctgata gagcagagta cctgggttcc tgtctcttgc ataaaggtta	660
taaatcatca ccagaccagt ttgtcggcat ctttgctcag aataggccag agtggatcat	720
ctccgaattg gcttggtaca cgtactctat ggtagctgta cctctgtatg acacctggg	780
accagaagcc atcgtacata ttgtcaaaa ggctgatatc gccatggtga tctgtgacac	840
accccaaaag gcattggtgc tgatagggaa ttagagaaa ggcttcaccc cgagcctgaa	900
ggtgatcacc cttatggacc cctttgatga tgacctgaag caaagagggg agaagagtgg	960
aattgagatc ttatccctat atgatgctga gaacctaggc aaagagcact tcagaaaacc	1020
tgtgcctcct agcccagaag acctgagcgt catctgcttc accagtggga ccacaggtga	1080
ccccaaagga gccatgataa cccatcaaaa tattgtttca aatgctgctg cctttctcaa	1140
atgtgtggag catgcttatg agcccactcc tgatgatgtg gccatctct acctccctct	1200
ggctcatatg tttgagagga ttgtacaggc tgttgtgtac agctgtggag ccagagtgg	1260
attcttccaa ggggatattc ggttgtggc tgacgacatg aagacttga agccacatt	1320
gtttcccgcg gtgcctcgac tccttaacag gatctacgat aaggtacaaa atgaggccaa	1380
gacacccttg aagaagtct tgttgaagct ggctgtttcc agtaaatca aagagettca	1440
aaagggtatc atcaggcatg atagtttctg ggacaagctc atctttgcaa agatccagga	1500
cagcctgggc ggaagggttc gtgtaattgt cactggagct gcccctatgt ccacttcagt	1560
catgacattc ttccgggcag caatgggatg tcaggtgtat gaagcttatg gtcaaacaga	1620
atgcacaggt ggctgtacat ttacattacc tggggactgg acatcaggtc acgttggggt	1680
gcccctggct tgcaattacg tgaagctgga agatgtggct gacatgaact actttacagt	1740
gaataatgaa ggagaggtct gcatcaaggg tacaacgtg ttcaaaggat acctgaagga	1800
ccctgagaag acacaggaag ccttgacag tgatggctgg cttcacacag gagacattgg	1860
tcgctggctc ccgaatggaa ctctgaagat catcgaccgt aaaaagaaca tttcaagct	1920
ggcccaagga gaatacatg caccagagaa gatagaaaat atctacaaca ggagtcaacc	1980
agtgttcaaa atttttgtac acggggagag cttacggta tccttagtag gagtgggtgt	2040
tcctgacaca gatgtacttc cctcatttgc agccaagctt ggggtgaagg gctcctttga	2100
ggaactgtgc caaaaccaag ttgtaaggga agccatttta gaagacttgc agaaaattgg	2160
gaaagaaagt ggccttaaaa cttttgaaca ggtcaaagcc atttttcttc atccagagcc	2220
attttccatt gaaaaatggc tcttgacacc aacattgaaa gcaaagcgag gagagctttc	2280
caaatacttt cggacceaaa ttgacagcct gtatgagcac atccaggatt aggataaggt	2340
acttaagtac ctgccggccc actgtgcact gcttgtgaga aaatggatta aaaactattc	2400
ttacatttgt tttgccttcc ctccatttt ttttaacct gttaaactct aaagccatag	2460

-continued

---

```

cttttgtttt atattgagac atataatgtg taaacttagt tcccaaataa atcaatcctg 2520
tctttcccat cttcgatggt gctaatatta aggcttcagg gctactttta tcaacatgcc 2580
tgtcttcaag atcccagttt atgttctgtg tccttctca tgatttccaa ccttaatact 2640
attagtaacc acaagttcaa ggggtcaaagg gacctctgt gccttcttct ttgtttgtg 2700
ataaacataa cttgccaaca gtctctatgc ttatttacct cttctactgt tcaaaactaag 2760
agatttttaa attctgaaaa actgcttaca attcatgttt tctagccact ccacaaacca 2820
ctaaaatfff agtttttagcc tatcactcat gtcaatcata tctatgagac aaatgtctcc 2880
gatgctcttc tgcgtaaatt aaattgtgta ctgaaggaa aagtttgatc ataccaaca 2940
tttcctaaac tctctagtta gatattctgac ttgggagat taaaaattgg gtctatgaca 3000
tattgtccaa aaggaatgct gttcttaaag cattatttac agtaggaact ggggagtaaa 3060
tctgttcctt acagtttctg gctgagctgg aagctgtggg ggaaggagtt gacaggtggg 3120
cccagtgaac ttttcagta aatgaagcaa gcaactgaata aaaacctcct gaactgggaa 3180
caaagatcta caggcaagca agatgcccac acaacaggct tattttctgt gaaggaacca 3240
actgatctcc cccacccttg gattagagtt cctgctctac cttaccaca gataacacat 3300
gttgtttcta cttgtaaatg taaagtcttt aaaataaact attacagata cttaaaaaaa 3360
aaaaaaaaaa aa 3372

```

&lt;210&gt; SEQ ID NO 17

&lt;211&gt; LENGTH: 5243

&lt;212&gt; TYPE: DNA

&lt;213&gt; ORGANISM: Homo sapiens

&lt;220&gt; FEATURE:

&lt;223&gt; OTHER INFORMATION: BICR3 glucocorticoid receptor-responsive gene

&lt;400&gt; SEQUENCE: 17

```

agcgtgagac tcgcgccctc cggcacggaa aaggccaggc gacaggtgtc gcttgaaaag 60
actgggcttg tccttgctgg tgcgatcgctc gtcggcctct gggcagcagg ttacaaaagg 120
aggaaaaaga cttctcttag attttttttt cagtttcttc tataaatcaa aacatctcaa 180
aatggagacc taaaaatcctt aaagggactt agtctaactc cgggaggtag ttttgtgcat 240
gggtaacaaa attaagtatt aactggtggt ttactatcca aagaatgcta atttataaa 300
catgatcgag ttatataagg tataccataa tgagtttgat tttgaatttg atttgggaa 360
ataaaggaaa agtgattcta gctggggcat attgttaaag catttttttc agagttggcc 420
aggcagtcctc ctactggcac attctcccat tatgtagaat agaaatagta cctgtgtttg 480
ggaaagattt taaaatgagt gacagttatt tggaaacaaag agctaataat caatccactg 540
caaattaaag aaacatgcag atgaaagttt tgacacatta aaatacttct acagtgacaa 600
agaaaaatca agaacaaagc tttttgatat gtgcaacaaa ttagaggaa gtaaaaagat 660
aatgtgatg attggtcaag aaattatcca gttatttaca aggccactga tattttaaac 720
gtccaaaagt ttgtttaaat gggctgttac cgctgagaat gatgaggatg agaatgatgg 780
ttgaaggtta catttttagga aatgaagaaa cttagaaaaa taatataaag acagtgatga 840
atacaagaaa gatttttata acaatgtgta aaatttttgg ccagggaag gaatattgaa 900
gttagatata attacttacc tttgaggaa ataattgttg gtaatgagat gtgatgttcc 960
tcctgccacc tggaaacaaa gcattgaagt ctgcagttga aaagccaac gtctgtgaga 1020

```

-continued

---

tccaggaaac	catgcttgca	aacctctggt	aaaaaaaaa	aaaaaaaaa	aaaaagcca	1080
cagtgacttg	cttattgggc	attgctagta	ttatcgactc	agaacctctt	tactaatggc	1140
tagtaaatca	taattgagaa	attctgaatt	ttgacaaggt	ctctgctggt	gaaatggtaa	1200
atttattatt	ttttttgtca	tgataaatc	tggttcaagg	tatgctatcc	atgaaataat	1260
ttctgaccaa	aactaaattg	atgcaatttg	attatccatc	ttagcctaca	gatggcatct	1320
ggtaactttt	gactgtttta	aaaaataaat	ccactatcag	agtagatttg	atgttggcct	1380
cagaaacatt	tagaaaaaca	aaagttcaaa	aatgttttca	ggaggtgata	agttgaataa	1440
ctctacaatg	ttagttcttt	gagggggaca	aaaaatttaa	aatctttgaa	aggtcttatt	1500
ttacagccat	atctaaatta	tcttaagaaa	atttttaaca	aagggaatga	aatatatatc	1560
atgattctgt	ttttccaaaa	gtaacctgaa	tatagcaatg	aagttcagtt	ttgttattgg	1620
tagtttgggc	agagtctctt	tttgcagcac	ctgttgtcta	ccataattac	agaggacatt	1680
tccatgttct	agccaagtat	actattagaa	taaaaaact	taacattgag	ttgcttcaac	1740
agcatgaaac	tgagtccaaa	agaccaaatg	aacaacacac	ttaatctctg	attattttatt	1800
ttaaatagaa	tatttaattg	tgtaagatct	aatagtatca	ttatacttaa	gcaatcatat	1860
tctgatgat	ctatgggaaa	taactattat	ttaattaata	ttgaaaccag	gttttaagat	1920
gtgttagcca	gtcctgttac	tagtaaatct	ctttatttgg	agagaaattt	tagattgttt	1980
tgttctcctt	attagaagga	ttgtagaaag	aaaaaatga	ctaattggag	aaaaatggg	2040
gatatatcat	atttcaactga	attcaaaatg	tcttcagttg	taaatcttac	cattatttta	2100
cgtacctcta	agaaataaaa	gtgcttctaa	ttaaaatag	atgtcattaa	ttatgaaata	2160
cttcttgata	acagaagttt	taaaatagcc	atcttagaat	cagtgaata	tggtaatgta	2220
ttattttcct	cctttgagtt	aggctcttg	cttttttttc	ctggccacta	aatttcacia	2280
tttccaaaa	gcaaaataaa	catattctga	atatttttgc	tgtgaaacac	ttgacagcag	2340
agctttccac	catgaaaaga	agcttcatga	gtcacacatt	acatctttgg	gttgattgaa	2400
tgccactgaa	acattctagt	agcctggaga	agttgaccta	cctgtggaga	tgcttccat	2460
taaatggcat	cctgatggct	taatacacat	cactcttctg	tgaagggttt	taattttcaa	2520
cacagcttac	tctgtagcat	catgtttaca	ttgtatgtat	aaagattata	caaaggtgca	2580
attgtgtatt	tcttccttaa	aatgtatcag	tataggattt	agaatctcca	tgttgaaact	2640
ctaaatgcat	agaaataaaa	ataataaaaa	atttttcatt	ttggcttttc	agcctagtat	2700
taaaactgat	aaaagcaaag	ccatgcacaa	aactacctcc	ctagagaaag	gctagtccct	2760
tttcttcccc	attcatttca	ttatgaacat	agtagaaaac	agcatattct	tatcaaattt	2820
gatgaaaagc	gccaacacgt	ttgaaactgaa	atacgaactg	tcatgtgaac	tgtaccgaat	2880
gtctacgtat	tccacttttc	ctgctggggt	tctgtctca	gaaaggagtc	ttgctcgtgc	2940
tggtttctat	tacactggtg	tgaatgacaa	ggtcaaatgc	ttctgttggtg	gcctgatgct	3000
ggataactgg	aaaagaggag	acagtcctac	tgaaaagcat	aaaaagttgt	atcctagctg	3060
cagattcggt	cagagtctaa	attccgttaa	caacttgaa	gctacctctc	agcctacttt	3120
tccttcttca	gtaacaaatt	ccacacactc	attacttccg	ggtacagaaa	acagtgagata	3180
tttccgtggc	tcttattcaa	actctccatc	aaatcctgta	aactccagag	caaatcaaga	3240
ttttctgccc	ttgatgagaa	gttcctacca	ctgtgcaatg	aataacgaaa	atgccagatt	3300

-continued

---

```

acttactttt cagacatggc cattgacttt tctgtcgcca acagatctgg caaaagcagg 3360
cttttactac ataggacctg gagacagagt ggcttgcttt gcctgtgggtg gaaaattgag 3420
caattgggaa ccgaaggata atgctatgtc agaacacctg agacattttc ccaaatgccc 3480
atztatagaa aatcagcttc aagacacttc aagatacaca gtttctaate tgagcatgca 3540
gacacatgca gcccgcctta aaacattctt taactggccc tctagtgttc tagttaatcc 3600
tgagcagctt gcaagtgcgg gtttttatta tgtgggtaac agtgatgatg tcaaatgctt 3660
ttgctgtgat ggtggactca ggtgttggga atctggagat gatccatggg tccaacatgc 3720
caagtggttt ccaaggtgtg agtacttgat aagaattaa ggacaggagt tcatccgtca 3780
agttcaagcc agttaccctc atctacttga acagctgcta tccacatcag acagcccagg 3840
agatgaaaaat gcagagtcac caattatcca ttttgaacct ggagaagacc attcagaaga 3900
tgcaatcatg atgaatactc ctgtgattaa tgctgocgtg gaaatgggct ttagtagaag 3960
cctggtaaaa cagacagttc agagaaaaat cctagcaact ggagagaatt atagactagt 4020
caatgatctt gtgttagact tactcaatgc agaagatgaa ataagggag aggagagaga 4080
aagagcaact gaggaaaaag aatcaaatga tttattatta atccggaaga atagaatggc 4140
actttttcaa catttgactt gtgtaattcc aatcctggat agtctactaa ctgccggaat 4200
tattaatgaa caagaacatg atgttattaa acagaagaca cagacgtctt tacaagcaag 4260
agaactgatt gatacgatct tagtaaaagg aaatattgca gccactgtat tcagaaactc 4320
tctgcaagaa gctgaagctg tgttatatga gcatttattt gtgcaacagg acataaaata 4380
tattcccaca gaagatgttt cagatctacc agtggagaa caattgcgga gactacaaga 4440
agaaagaaca tgtaaagtgt gtatggacaa agaagtgtcc atagtgttta ttccttggg 4500
tcatctagta gtatgcaag attgtgctcc ttccttaaga aagtgtccta tttgtaggag 4560
tacaatcaag ggtacagttc gtacatttct ttcatgaaga agaaccacaaa catcgtctaa 4620
actttagaat taatttatta aatgtattat aactttaact tttatcctaa tttggtttcc 4680
ttaaattttt tatttattta caactcaaaa aacattgttt tgtgtaacat atttatatat 4740
gtatctaacc catatgaaca tatatttttt agaaactaag agaatgatag gcttttgctc 4800
ttatgaacga aaaagaggta gcactacaaa cacaatattc aatcaaaatt tcagcattat 4860
tgaaattgta agtgaagtaa aacttaagat atttgagtta acctttaaga attttaaata 4920
ttttggcatt gtactaatac cggaacatg aagccagggtg tgggtggtatg tgccgtagat 4980
cccaggctga ggcaagagaa ttacttgagc ccaggagttt gaatccatcc tgggcagcat 5040
actgagacc tgcctttaa aacaaacaga acaaaaacaa aacaccaggg acacatttct 5100
ctgtcttttt tgatcagttg cctatacatc gaaggtgtgc atatatgttg aatgacattt 5160
tagggacatg gtgtttttat aaagaattct gtgagaaaaa atttaataaa gcaacaaaaa 5220
ttactcttaa aaaaaaaaaa aaa 5243

```

&lt;210&gt; SEQ ID NO 18

&lt;211&gt; LENGTH: 1579

&lt;212&gt; TYPE: DNA

&lt;213&gt; ORGANISM: Homo sapiens

&lt;220&gt; FEATURE:

&lt;223&gt; OTHER INFORMATION: NMNT glucocorticoid receptor-responsive gene

&lt;400&gt; SEQUENCE: 18

-continued

---

```

gaggagggtgc ttgccagaca ctgggtcatg gcagtggtcg gtgaagctgc agttgcctag    60
ggcaggggatg gagagagagt ctgggcatga ggagagggtc tcgggatggt tggetggact    120
agattttaca gaaagcctta tccaggcttt taaaattact ctttcagac ttcactctgag    180
actccttctt cagccaacat tccttagccc tgaatacatt tcctatcctc atctttccct    240
tctttttttt cctttctttt acatgtttaa atttaaacca ttcttcgtga ccccttttct    300
tgggagattc atggcaagaa cgagaagaat gatggtgctt gttaggggat gtctctgtctc    360
tctgaacttt ggggtcctat gcattaaata attttcctga cgagctcaag tgetccctct    420
ggtctacaat ccctggcggc tggccttcat cccttgggca agcattgcat acagctcatg    480
gccctccctc taccataccc tccacccccg ttcgcctaag ctcccttctc cggaatttc    540
atcatttctt agaacagcca gaacatttgt ggtctatttc tctgttagtg tttaaccaac    600
catctgttct aaaagaaggg ctgaactgat ggaaggaatg ctgttagcct gagactcagg    660
aagacaactt ctgcagggtc actccctggc ttctggagga aagagaagga gggcagtgtc    720
ccagtggtac agaagtgaga cataatggaa tcaggcttca cctccaagga cacctatcta    780
agccatttta accctcggga ttacctagaa aaatattaca agtttggttc taggactctt    840
gcagaaagcc agattcttaa gcaccttctg aaaaatcttt tcaagatatt ctgcctagac    900
ggtgtgaagg gagacctgct gattgacatc ggctctggcc ccactatcta tcagctcctc    960
tctgcttgty aatcctttaa ggagatctc gtcactgact actcagacca gaacctgcag   1020
gagctggaga agtggtgaa gaaagagcca gaggcctttg actggteccc agtggtgacc   1080
tatgtgtgtg atcttgaagg gaacagagtc aagggtccag agaaggagga gaagttgaga   1140
caggcggtea agcaggtgct gaagtgtgat gtgactcaga gccagccact gggggccgtc   1200
cccttaccct cggtgactg cgtgctcagc acaactgtgc tggatgccgc ctgcccagac   1260
ctccccacct actgcagggc gctcaggaac ctccggcagc tactgaagcc aggggggttc   1320
ctggtgatca tggatgccgt caagagcagc tactacatga ttggtgagca gaagttctcc   1380
agcctccccc tgggcccggga ggcagtagag gctgctgtga aagaggtgg ctacacaatc   1440
gaatggtttg aggtgatctc gcaaagtatt tcttcacca tggccaacaa cgaaggactt   1500
ttctccctgg tggcgaggaa gctgagcaga cccctgtgat gcctgtgacc tcaattaaag   1560
caattccttt gacctgtca                                     1579

```

&lt;210&gt; SEQ ID NO 19

&lt;211&gt; LENGTH: 980

&lt;212&gt; TYPE: DNA

&lt;213&gt; ORGANISM: Homo sapiens

&lt;220&gt; FEATURE:

&lt;223&gt; OTHER INFORMATION: IGFBP6 glucocorticoid receptor-responsive gene

&lt;400&gt; SEQUENCE: 19

```

gcggcggcgg gcagcagctg cgctgcgact gctctggaag gagaggacgg ggcacaaacc    60
ctgaccatga cccccacag gctgctgcca ccgctgctgc tgctgctagc tctgctgctc   120
gctgccagcc caggaggcgc cttggcgcgg tgcccaggct gcgggcaagg ggtgcaggcg   180
ggttgctccg ggggtcgcgt ggaggaggag gatggggggt cgccagccga gggctgcgcg   240
gaagctgagg gctgtctcag gagggagggg caggagtgcg gggctctacac ccctaactgc   300
gccccaggac tgcagtgcc a tccgcccaag gacgacgagg cgcctttgcg ggcgctgctg   360

```

-continued

---

```

ctcgcccgag gccgctgct tccggcccgc gcgectgctg ttgcagagga gaatcctaag 420
gagagtaaac cccaagcagg cactgcccgc ccacaggatg tgaaccgcag agaccaacag 480
aggaatccag gcacctctac cagccctcc cagcccaatt ctgcccgtgt ccaagacact 540
gagatgggcc catgccgtag acatctggac tcagtgtgc agcaactcca gactgaggtc 600
taccgagggg ctcaaacact ctacgtgcc aattgtgacc atcgaggctt ctaccggaag 660
cggcagtgcc gctcctccca ggggcagcgc cgaggccct gctgggtgt ggatcggatg 720
ggcaagtccc tgccagggtc tccagatggc aatggaagct cctcctgcc cactgggagt 780
agcggctaaa gctgggggat agaggggctg cagggccact ggaaggaaca tggagctgtc 840
atcactcaac aaaaaaccga ggcctcaat ccacctcag gcccccccc atgggccct 900
caccgctggt tggaaagagt gttggtgtg gctggggtg caataaagct gtgcttggg 960
tcgctgaaaa aaaaaaaaaa 980

```

&lt;210&gt; SEQ ID NO 20

&lt;211&gt; LENGTH: 7346

&lt;212&gt; TYPE: DNA

&lt;213&gt; ORGANISM: Homo sapiens

&lt;220&gt; FEATURE:

&lt;223&gt; OTHER INFORMATION: PLXNC1 glucocorticoid receptor-responsive gene

&lt;400&gt; SEQUENCE: 20

```

gcgaggagga aacggtgccg gagcgcgcag ggcttctgctgc cgccaccgcc gctgcacagg 60
ctgccggagc gagcctgccg cgcgcgcgcc tccccgctct ccttccctggg cgagctgcgg 120
ggatggggcg gcccggggag cccgagcgcg cgcaggaacc gccgcgcgcg ccgcccgct 180
ctccgttgcg gcgcgcctga gccccgctcg ccgccgcgcg cctgcccgg gggcgcccc 240
cccagcccca tggaggtctc ccggaggaag gcgcgcgcgc gccccccgcg cccgcagcg 300
cactgcccc tgctgccta tctgctggca ctggcgctc ccggccgggg cgcggacgag 360
cccgtgtggc ggtcggagca agccatcgga gccatcgcg cgagccagga ggaaggcgtg 420
tttgtggcga gcgcagctg cctggaccag ctggactaca gcctggagca cagcctctcg 480
cgctgtacc gggaccaagc gggcaactgc acagagccgg tctcgtggc gccccccgcg 540
cggccccgcg ccgggagcag ctccagcaag ctgctgctgc cctaccgca gggggcggcc 600
ggcctcgggg ggctgctgct caccggctgg accttcgacc ggggcgcctg cgaggtgcgg 660
cccctgggca acctgagcgc caactccctg cgcaacggca ccgaggtggt gtcgtgccac 720
ccgcagggtc cgacggccgg cgtggtgtac cgcgcgggcc ggaacaaccg ctggtacctg 780
gcggtggccg ccacctacgt gctgcctgag ccggagacgg cgagccgctg caaccccgcg 840
gcatccgacc acgacacggc catcgcgctc aaggacacgg aggggcgcag cctggccacg 900
caggagctgg ggcgcctcaa gctgtgcgag ggccggggca gcctgcactt cgtggaagcc 960
tttctctgga acgacagcat ctacttcccc tactaccctt acaactaac gagcgcgct 1020
gccaccggct ggcccagcat ggcgcgcctc gcgcagagca ccgaggtgct gttccagggc 1080
caggcatccc tcgactcggg ccacggccac cccgacggcc gccgcctgct cctctctccc 1140
agcctagtgg aggcctgga cgtctggcg ggagtgttca gcgcggcgcg tggagagggc 1200
caggagcggc gctccccac caccacggcg ctctgcctct tcagaatgag tgagatccag 1260
gcgcgcgcca agaggtcag ctgggacttc aagacggccg agagccactg caaagaaggg 1320

```

-continued

---

gatcaacctg aaagagtoca accaatcgca tcatctacct tgatocattc cgacctgaca	1380
tccgtttatg gcaccgtggt aatgaacagg actgttttat tcttggggac tggagatggc	1440
cagttactta aggttattct tggtgagaat ttgacttcaa attgtccaga ggttatctat	1500
gaaattaaag aagagacacc tgtttttctac aaactcgttc ctgatcctgt gaagaatata	1560
tacatttatc taacagctgg gaaagagggt aggagaattc gtgttgcaaa ctgcaataaa	1620
cataaatcct gttcggagtg tttaacagcc acagaccctc actgocggtg gtgccattcg	1680
ctacaagggt gcacttttca aggagattgt gtacattcag agaacttaga aaactggctg	1740
gatatttcgt ctggagcaaa aaagtgcctt aaaattcaga taattcgaag cagtaaagaa	1800
aagactacag tgactatggt ggggaagcttc tctccaagac actcaaagtg catgggtgaag	1860
aatgtggact ctgacagggg gctctgccag aataaaaagtc agcccaaccg gacctgcacc	1920
tgtagcatcc caaccagagc aacctacaaa gatgtttcag ttgtcaacgt gatgttctcc	1980
ttcggttctt ggaatttatc agacagattc aactttacca actgctcacc attaaaagaa	2040
tgcccagcat gcgtagaac tggctgcgct tgggtgtaaaa gtgcaagaag gtgtatccac	2100
cccttcacag cttgcgaccc ttctgattat gagagaaacc aggaacagtg tccagtggct	2160
gtcgagaaga catcaggagg aggaagaccc aaggagaaca aggggaacag aaccaaccag	2220
gctttacag tctctacat taagtccatt gagccacaga aagtatcgac attagggaaa	2280
agcaacgtga tagtaacggg agcaaaactt acccgggcat cgaacatcac aatgatcctg	2340
aaaggaacca gtacctgtga taaggatgtg atacaggtta gccatgtgct aaatgacacc	2400
cacatgaaat tctctcttcc atcaagccgg aaagaaatga aggatgtgtg tatccagttt	2460
gatgtgggga actgctcttc tgtgggatcc ttatcctaca ttgctctgcc acattgttcc	2520
cttatatttc ctgctaccac ctggatcagt ggtgggtcaaa atataacat gatgggcaga	2580
aattttgatg taattgacaa cttaatcatt tcacatgaat taaaaggaaa cataaatgtc	2640
tctgaatatt gtgtggcgac ttactgcggg tttttagccc ccagttttaa gagtcaaaa	2700
gtgcgcacga atgtcactgt gaagctgaga gtacaagaca cctacttggga ttgtggaacc	2760
ctgcagtatc gggaggaccc cagattcacg gggatcggg tggaaatccga ggtggacaca	2820
gaactggaag tgaaaattca aaaagaaat gacaacttca acatttccaa aaaagacatt	2880
gaaattactc tcttccatgg ggaatatggg caattaaatt gcagttttga aaatattact	2940
agaaatcaag atcttaccac catcctttgc aaaattaaag gcatcaagac tgcaagcacc	3000
attgccaact cttctaagaa agttcgggtc aagctgggaa acctggagct ctacgtcgag	3060
caggagtoag ttccttccac atggatattt ctgattgtgc tccctgtctt gctagtgatt	3120
gtcatttttg cggccgtggg ggtgaccagg cacaaatcga aggagctgag tgcgaaacag	3180
agtcaacaac tagaattgct ggaagcgag ctccggaag agatacgtga cggctttgct	3240
gagctgcaga tggataaatt ggatgtggt gatagttttg gaactgttcc cttccttgac	3300
tacaaacatt ttgctctgag aactttcttc cctgagtcag gtggcttcac ccacatcttc	3360
actgaagata tgcataacag agacgccaac gacaagaatg aaagtctcac agctttggat	3420
gccetaatct gtaataaaag ctttcttgtt actgtcatcc acacccttga aaagcagaag	3480
aactttctg tgaaggacag gtgtctgttt gcctccttcc taaccattgc actgcaaac	3540
aagctggtct acctgaccag catcctagag gtgctgacca gggacttgat ggaacagtg	3600

-continued

---

agtaacatgc agccgaaact catgctgaga cgcacggagt ccgtcgtcga aaaactcctc	3660
acaaactgga tgtccgtctg cctttctgga tttctccggg agactgtcgg agagcccttc	3720
tatttgctgg tgacgactct gaaccagaaa attaacaagg gtcccgtgga tgtaatcact	3780
tgcaaagccc tgtacacact taatgaagac tggctgtgtg ggcaggttcc ggaattcagt	3840
actgtggcat taaacgtcgt ctttgaaaa atcccggaaa acgagagtgc agatgtctgt	3900
cggaatattt cagtcaatgt tctcgactgt gacaccattg gccaaagcaa agaaaagatt	3960
ttccaagcat tcttaagcaa aaatggctct ccttatggac ttcagcttaa tgaattggt	4020
cttgacttc aaatgggcac acgacagaaa gaacttctgg acatcgacag ttcctccgtg	4080
attcttgaag atggaatcac caagctaaac accattggcc actatgagat atcaaatgga	4140
tccactataa aagtctttaa gaagatagca aattttactt cagatgtgga gtactcggat	4200
gaccactgcc atttgatttt accagattcg gaagcattcc aagatgtgca aggaaagaga	4260
catcgaggga agcacaagtt caaagtaaaa gaaatgtatc tgacaaagct gctgtcgacc	4320
aaggtggcaa ttcattctgt gcttgaaaa ctttttagaa gcatttggag tttaccaac	4380
agcagagctc catttgctat aaaatacttt tttgactttt tggacgcca ggctgaaaa	4440
aaaaaatca cagatcctga cgtcgtacat atttgaaaa caaacagcct tcctcttcgc	4500
ttctgggtaa acatcctgaa gaacctcag tttgtctttg acattaagaa gacaccacat	4560
atagacggct gtttgtcagt gattgcccag gcattcatgg atgcattttc tctcacagag	4620
cagcaactag ggaaggaagc accaactaat aagcttctct atgccaagga tatccaacc	4680
tacaaagaag aagtaaaatc ttattacaaa gcaatcaggg atttgcctcc attgtcatcc	4740
tcagaaatgg aagaattttt aactcaggaa tctaagaaac atgaaaatga atttaatgaa	4800
gaagtggcct tgacagaaat ttacaaatac atcgtaaaa attttgatga gatttcaaat	4860
aaactagaaa gagaacgagg gctggaagaa gctcagaaac aactcctgca tgtaaaagtc	4920
ttatttgatg aaaagaagaa atgcaagtgg atgtaagcac tctggggcct ggcttaatct	4980
ggcaaagtcc ttcagacgac ttgggagcaa aatggctgct tgagctactc tgtgtcgta	5040
atttgtgtt tgcacatagg ttccactttg ggcactgtct ttttaagaga ccaaggcaca	5100
tgcacagctt ttagaaagca taccaaccct tgtgcctgtg tgtataccgt gggaaacctt	5160
ctgtaaatag agttgaagtg gttgttgcaa acagcctcct tgtttacaga gaatacaagg	5220
ccagtaagcg aatgtcagta ttgtaactac agtctccact taagcacaat gatataagt	5280
gttttgtttg aaaactacag ctatgtagca cttgtgctac actgcacctc tgcattgtaa	5340
agggatactg ccagtgtcga aaacaaaatg tgaaatgagt catttggaaa caaggtgggg	5400
gtgttagggc aacctcgagg atttgcagca ttgaaacttt ccccagtagt tcttggaaaa	5460
gctgaccgca gaatttggta gtgtacactt agcatttgtg agtgtgtgtg tgtgtttaa	5520
ccaaaaacta acagtgttgc aacattgttg aaagggctcg tgttttccag tggatcaaa	5580
ctgcactcca tcaaaactcac ctccatttca ccaaggagct ctaaagtaag gagagtgggc	5640
tttattttaa tgaacagcat ttaaccaga tactttgtcc taatgtatgt tccttttctt	5700
catctgtttt ttcactacta atgtatttga tagtggacat gttggatatt atacaaaaa	5760
atcattaatt catttctgtt ccaaaacctt tgatcagaac gatctgtgga agagtaactc	5820
catttctata tgagtgagtg tctccttctt ttagatttct ggtgaacctt ggtgttatga	5880

-continued

---

```

atacttggtg gtgatttaaa aaaaaaaga tacatthttac atttcatoga attgctgttc 5940
acactggagt attatatata aatatatata tttagggccc aaggcctgaa aaatattagt 6000
atacaacttg gtatcttagt cttactatgt actthtttgaa agtattcctc gcaggagaaa 6060
gaatttaaaa taccattttt attcatgcct ttctthtttaa agaattctct atccagttat 6120
actgtagtct thtttagtct gattthttta ttctgaatt thttgctctc atgaccagt 6180
ttaataccac tgtgtthttcc ttctattaaa ccagaagaag taaacagcat aattggcaac 6240
tcttgagctt ttcttggtgc aggcacctt tacccttggg gctccaaatc ccccatctag 6300
gaaagaaaat thtttcaagt caaataacat tgatcacata thcttgaaa tcatttacca 6360
acactgtagt gagcattagg atttaaatat gaatttgtct taaaggcaat tcctthttgc 6420
ttctgtatta tctggaaaag catgagagag gtgacacctc aacaaactga tcagagaaaa 6480
taagcagtta ctaccctgat aggcacctc ccaatcctgt tgctthttgac cattgtctgt 6540
ccaacggaca cacctcaaac aacaaaaact accaaataga tgacagatca gaataaagg 6600
gagaggtctg gtccccattg aaggctgcta cagtcttcaa agaggtgaag gagttcataa 6660
gagaacaaca gtaggaaagt tgagagccaa gggtaggaga gttgcccata agacttcccc 6720
tactacttta gggtagtcaa aactcaagg atcagctaca gctthttcta agtatttact 6780
aatgctaca tgagggtgtc cctgtccagc thtttggcac atgagtcctg tgtggagagt 6840
tacctcctct tccagggact gtgctgttgg gaacttggg caagtcactt acctcttgt 6900
gcctcaattt ctgtataata thttcaagct acctcactga ggtggtatga agattcacta 6960
atgtatgtag cgtgttgtc aatcctocag tgaaaagcac tatctagatc acatttggga 7020
tcacattagc caaatgcagt aaatggccaa attagatgtg tgctgaagac aatcagtcac 7080
tgggtctata ttaaacagca accagagcaa caaatggcaa acaatttcta thttcaagtt 7140
tctttgcata thtttgggt gcaaaaacct ttataaact thtttctaa cactagtgtc 7200
tacagcagca tcaaaaaaa thctgttacc thttctgtat taggatttaa agtctatttc 7260
ttattgtata cctgattgaa gctgttcttg gagatgaatg thttaaatgt ctatatccaa 7320
aaaataaaca thttgatgta actgtg 7346

```

&lt;210&gt; SEQ ID NO 21

&lt;211&gt; LENGTH: 2828

&lt;212&gt; TYPE: DNA

&lt;213&gt; ORGANISM: Homo sapiens

&lt;220&gt; FEATURE:

&lt;223&gt; OTHER INFORMATION: SLC46A3 glucocorticoid receptor-responsive gene

&lt;400&gt; SEQUENCE: 21

```

agaacagtga cagcgccgcg gcagccgacc ccgctcctc ggccgacagc gatgctcagc 60
tggtgcggc cgagtcacgc cctagcgtg gcagggccgc tgaccgaccg acggaggcgc 120
cgattggcgc attgtccact gcgcagaagg agcagctgct ccgcccccg ccgccccgcg 180
ctgaggccga ggtccgcagg gccgcgggga agccgagggc tgccggagaa ccctgcaggt 240
gtcactcggg acgcccgaagt gcgcttgcgc aggttctgct tacaatacgc ttgagactcc 300
ccgacaagcg taatttggtc gagttcgacg ggaaagtact ctccccacc cagcgccggc 360
cgcgtagtcc gaggttactg tccccggcgc gtccctctgt gccccagtcc agaggctgcc 420
cttgaaccgc ggcgcgcacg agcgcagggc atccgaggcg acagcccctg gcacggcccc 480

```

-continued

---

acctgtaccc	agcctggcag	gaagactgta	atcgtgggaa	tacagctacc	taccaggca	540
atatgaagat	tttatttgta	gaacctgcca	ttttccttag	tgcatttgct	atgactttga	600
ccggtocact	gacaacgcaa	tatgtttatc	ggagaatatg	ggaagaaact	ggcaactaca	660
ctttttcacc	tgatagcaat	atttctgagt	gtgaaaaaaaa	caaaagcagc	ccaatttttg	720
cattccagga	ggaagttcag	aaaaaagtgt	cacgttttaa	tctgcagatg	gacataagtg	780
gattaattcc	tggtctagtg	tctacattca	tactttttgc	tattagtgat	caactcggac	840
gaaaattccc	tatgattttg	tcttccgttg	gtgctcttgc	aaccagcgtt	tggtctctgt	900
tgctttgcta	ttttgccttt	ccattccagc	ttttgattgc	atctaccttc	attggtgcat	960
tttgtggcaa	ttataccaca	ttttggggag	cttgctttgc	ctatatagtt	gatcagtgta	1020
aagaacacaa	acaaaaaaca	attcgaatag	ctatcattga	ctttctactt	ggacttgta	1080
ctggactaac	aggactgtca	tctggctatt	ttattagaga	gctaggtttt	gagtggctgt	1140
ttctaattat	tgctgtgtct	cttgcctgta	atttgatcta	tattttattt	tttctcggag	1200
atccagtgaa	agagtgttca	tctcagaatg	ttactatgtc	atgtagttaa	ggcttcaaaa	1260
acctatttta	ccgaacttac	atgcttttta	agaatgcttc	tggtaaagaga	cgatttttgc	1320
tctgtttggt	actttttaca	gtaatcactt	atttttttgt	ggtaattggc	attgcccaca	1380
tttttatcct	ttatgaattg	gattcaccac	tctgctggaa	tgaagttttt	ataggttatg	1440
gatcagcttt	gggtagtgc	tcttttttga	ctagtttctt	aggaatatgg	cttttttctt	1500
attgtatgga	agatattcat	atggccttca	ttgggatttt	taccacgatg	acaggaatgg	1560
ctatgaccgc	gtttgccagt	acaacactga	tgatgttttt	agccagggtg	ccgttccctt	1620
tcactattgt	gccattctct	gttctacogt	ccatgttgtc	aaaagtgggt	cgttcgcactg	1680
aacaaggtag	cctgtttgct	tgtattgctt	tcttagaaac	acttgaggga	gtcactgcag	1740
tttctacttt	taatggaatt	tactcagcca	ctgttgcttg	gtaccctggc	ttcactttcc	1800
tgctgtctgc	tggtctgtta	ctacttcag	ccatcagctt	atgtgttgtc	aagtgtacca	1860
gctggaatga	gggaagctat	gaactcttta	tacaagaaga	atccagtgaa	gatgcttcag	1920
acagagcctg	ttaagctgct	attgatagtc	ggagcttata	tactgtgact	tctgaagact	1980
atacatgaat	tccacaatca	gtgctttggt	gatacaaaat	ccttaaaagg	gaggcacttt	2040
aaagaatatg	tatttttcac	ttttcttaat	atgtttcacc	ggtagacaggc	atgataatat	2100
ttctatatgt	aatgggtaat	tgggaaaaaa	tagatgataa	ataaaattgc	tctaaagaag	2160
ttaaaaaact	gaatgaacag	ctaatactgg	tataaagtaa	ctaatgtttg	gagccaacat	2220
ttgttccttg	tgtagcaaaa	aggatattca	cattccatga	tccctggctg	agaattctgc	2280
ctctagtctt	tcttaccocag	ctgttgctta	tccctgttca	attataaata	ctgctaaggg	2340
catttttaaa	atacagctct	gtactcctta	aatttgaatc	cgtagcagc	gtcactcata	2400
ggaaaatgat	caaaacaagca	agccagtcac	gatttgactc	cttccatctt	cattttctac	2460
tgcccttacgc	tcctcctgag	gtccaccttg	gtctctaaaa	acaccatgtg	ttctcatgcc	2520
tccatgtctt	ttcacacact	gttccatttg	ctcttctctc	cacattacat	tgaactttc	2580
aagcctcagt	cgaaacattg	cttctctctg	atagcagcct	tcttgacatc	cctcctcact	2640
ccccagctcc	tacagggctt	ccatagctct	ttgtgtgcac	ttcgatccca	gcattttcca	2700
tcgacttgta	attgtttctg	ctacctgaca	atcatcgctt	tgagtactgg	gacaaccttt	2760

-continued

---

 gattactcat tatacctca ataatattt gttgaactaa aaaaaaaaaa aaaaaaaaaa 2820

aaaaaaaaaa 2828

&lt;210&gt; SEQ ID NO 22

&lt;211&gt; LENGTH: 2840

&lt;212&gt; TYPE: DNA

&lt;213&gt; ORGANISM: Homo sapiens

&lt;220&gt; FEATURE:

&lt;223&gt; OTHER INFORMATION: C14orf139 glucocorticoid receptor-responsive gene

&lt;400&gt; SEQUENCE: 22

gtttttgtgc agaacagacc cctcccgtct ttgtcctggc ggtgagcacc cagggctaag 60

cttttgaaca ctttcttgtt gtttgattc agcccaggca atgcatattt gctttcattt 120

cttcttgagc ttgaggagct cctgggtgca aatcttgaa aatgaggatc tctgagcctt 180

tccaggccag ctctttgttt tgtagcagac aattgaggct tggaaaagga aagtgggtgg 240

gggcacccca caggtggccc tcatcaocca attgccagt cctgcaggct gcttcagcag 300

aggccagag tcaaaagga cttaaaacca gctgtcgttt ctcccttagc ttctgtgtat 360

gagagaaaag acttctgttt tcaaaagta gaacaaggag gaatttgttt ctaaaagaac 420

atataaacac aggcctcgtg tctaaaagca aatggttcag caggatgttc agggccttaa 480

agcacagtca gcaggactca gcactctcca gcacctgctc tccggttgct atggtaacat 540

catccccaac ccaaccacct tgtccagccg agagacagca atcataagga gggacctcgg 600

tttccccga ggatcctggg cttcctttct gaaacgcttg cttctgagct cagcaaccag 660

gaacaccagg ccagcccacc cccagcacct ctgtggagat gagggacaaa gtctacagt 720

ccctcttctt gttctgatga gaaagggagg gaagaaaaca taccocgagc gctgcaata 780

tggatcatgac actttcaaaa agcctgtgct atggagtcac gatcagaaac cagagtgtgg 840

agagggtcag cagcctgcct cagagcagcc agctaggcgg ggagtggtaa atttgggact 900

tgtaccagcag catgactggc tccagaccca gtgctccact ctatggaatg ttccctgggc 960

ctcagttgct ttccttctct ttgcagcccg cgggctgctg cactctggc agctgggtgag 1020

ttagctggag ggcaacatc caaagcaggg gcagcatgct gctttcctcc tgtgccact 1080

cctgcgggga agtccgttga ctcccaccgc tgaagggagc tggcaacacc aggatgaggt 1140

cccaggggac gggagcaggt acccactgtc tgtctacctt cccactggaa aagcagggac 1200

aggccagccc ttgcgggggc aggcagagga cagagttggc tttgcgaggc ctctgctgc 1260

tgagcagttc caattctctc catgggagaa acaaggaggc agtcgcttgt gcatgttcca 1320

gaagttttac tggggaggag gaagcggaca gaggaagctg tgtgtgcatg tgaaggggtg 1380

ggcaggggtg gagggatgca cgcgtatgtg agcatagcat gtgtgagtac tacacacatc 1440

tccatgcaga agcacaactg ggcagccctg gcttccagct ctgggcttca gcacaacaga 1500

caccagcctg tggctctctc gaagccaggg agaccacatc gggctcagga cgttttacc 1560

aaagtccaga gtttttatgc ctctccctgg cattctccat aaagaagga aggtcagatg 1620

acccttaga tctgtgtcat ctgggaattt ccttgggctg gtttagacac gatgcctct 1680

ttttctcagg atagcagata acctgctttg aaagagggtc taattctgtg ggtcctaata 1740

tttctctttt ctctctctct ttctgtgtgt gtgtgttggg aaaatggcaa gtttccaata 1800

-continued

---

```

ccagctttgg aggaacgatt acgttttccc tccaatttca agtccgaaag accagagccc 1860
tcattocaaa gccccccacc cagatggatt ttttcgttcc atttgtcatc cgtcccatgg 1920
gaggggcccca tgtctectca gaaccatccc tggaggcagc aggtcgggta gagtgagttt 1980
ggcctgctca tgacctccac cctgagatt gtgaacaagg atgtctgggg cgatgctgag 2040
aatgtttttg aagctgctcc cagatgacgc tgatgatcac accagattga gtgctgcat 2100
cgccttgagt ccaacctctg cataaacgag gttctcataa acaagttcac tctaccctaa 2160
gctaagtcta tgtgagcaaa cccacttcat cctttgtacc tggagacctg gttactactaa 2220
cctgatactg acctgttcat gtgactggaa tgggtgtgtt catgcagtgt ggaccaagca 2280
atggcatggg gtgtgtgtgt gtgtgtgtgt gtgtctgtgt gtgtgtgttt gtgtatgctg 2340
tcacacttgt gtgtgtatat gtgcatgtag atgctgcata aatgattttt gatgtcaaag 2400
acaaacacat tccattgttt taaatattct attatgtaa caatacgcag agggaccata 2460
tctactcttg tcatattatt tgtgatggta aaacatgcat ttgcaataaa ttaagctttc 2520
tgggaaggca agcagatttg gagccaaacg actgtctcgg aacatgtgtg tttatctcgt 2580
gttcatatca agtccaaagc taatggagcc ttccccgcca tccagggagg aacaccagga 2640
ccccggagtt tcttcttagt gctatatattt aaagttgcat tgacgttttc ctccccttcc 2700
ttttgtgcaa gttggaagta gcagtgttct aaaagatggt ttgacgtttt tgctgttgtt 2760
ttatgttttt aaaaatgat ctgctttgtg tttggaaata aaaaatctcta ttttggctca 2820
tgaaaaaaaa aaaaaaaaaa 2840

```

&lt;210&gt; SEQ ID NO 23

&lt;211&gt; LENGTH: 2309

&lt;212&gt; TYPE: DNA

&lt;213&gt; ORGANISM: Homo sapiens

&lt;220&gt; FEATURE:

&lt;223&gt; OTHER INFORMATION: PIAS1 glucocorticoid receptor-responsive gene

&lt;400&gt; SEQUENCE: 23

```

gccccggcgg gccccggcgg ggcaccggcg gctagagggg cgggtctagc ggcggccccc 60
ggcgaagttc actgcgcttg cgctgacaga cgcaagatgg cggacagtgc ggaactaaag 120
caaatggtta tgagccttag agtttttgaa ctccaagtac tggttgggcta cgcggggaga 180
aacaagcacg gacgcaaaaca cgaacttctc acaaaagccc tgcatttgcg aaaggctggc 240
tgtagtccctg ctgtgcaaat gaaaattaag gaactctata ggcggcgggt cccacagaaa 300
atcatgacgc ctgcagactt gtccatcccc aacgtacatt caagtcctat gccagcaact 360
ttgtctccat ctaccattcc acaactcact tacgatggtc acctgcctc atcgccatta 420
ctccctgttt ctcttctggg acctaaacat gaactggaac tcccacatct tacatcagct 480
cttcaccag tccatccgga tataaaactt caaaaattac cattttatga tttactggat 540
gaactgataa aaccaccag tctagcatca gacaacagtc agcgctttcg agaaacctgt 600
tttgcatttg ccttgacacc acaacaagtg cagcaaatca gtagtccat ggatatttct 660
gggaccaaat gtgacttccac agtacaggtc cagttaaggt tttgtttatc agaaacctgt 720
tgtccacaag aagatcactt cccacccaat ctttgtgtga aagtgaatac aaaaccttgc 780
agccttccag gttaccttcc acctacaaaa aatggcgtgg aaccaaagcg acccagccga 840
ccaattaata tcacctcact tgtccgactg tccacaacag taccaaacac gattgttgtt 900

```

-continued

---

tcttggactg cagaattgg aagaaactat tccatggcag tatatcttgt aaaacagttg	960
tcctcaacag ttcttcttca gaggttacga gcaaagggaa taaggaatcc ggatcattct	1020
agagctttaa ttaagagaa gttgactgcg gatccagaca gtgaaatagc tacaaccagc	1080
ctaagggttt ctctactatg tccacttggc aaaatgcggc tgacaattcc gtgtcgggcc	1140
cttacatggt ctcactaca atgttttgac gcaactcttt acattcagat gaatgagaaa	1200
aaaccaacct gggtttgcc tgtctgtgat aagaaggctc catatgaaca ccttattatt	1260
gatggcttgt ttatgaaat cctaaagtac tgtacagact gtgatgaaat acaatttaag	1320
gaggatggca cttgggcacc gatgagatca aaaaaggaag tacaggaagt ttctgcctct	1380
tacaatggag tcgatggatg cttgagctcc acattggagc atcaggtagc gtctcaccac	1440
cagtcctcaa ataaaaaaa gaaagtagaa gtgattgacc taacctaga cagttcatct	1500
gatgaagagg aagaagagcc atctgccaag aggacctgtc ctccctatc tcccacatca	1560
ccactaaata ataaaggcat ttaagtctt ccacatcaag catctccagt atccgcacc	1620
ccaagccttc ctgctgtaga cacaagctac attaatacct ccctcatcca agactatagg	1680
catcctttcc acatgacacc catgccttac gacttacaag gattagattt ctttcctttc	1740
ttatcaggag acaatcagca ttacaacacc tccttgcttg ccgctgcagc agcagcagtt	1800
tcagatgatc aagacctcct aacctcgtct cggtttttcc cgtatacctc ctcacagatg	1860
tttcttgatc agttaagtgc aggaggcagt acttctctgc caaccaccaa tggaagcagt	1920
agtggcagta acagcagcct ggtttcttcc aacagcctaa gggaaagcca tagccacacc	1980
gtcacaacaa ggagcagcac ggacacggca tccatctttg gcatcatacc agacattatt	2040
tcattggact gattcccagg cctctgtgct cccatcccca cccagatcg aatgaacttg	2100
gcagaaagaa gagaactttg tgcctgtgtt taccttactc tgtttagaaa agtatacaag	2160
cgtgtttttt ttcctttttt tagggaaaaa attaaaagaa atgtacagag aacaaaacta	2220
tattttcagt tttacttttg tatataaatc taagactgcc tegtgtgataa aacacttggt	2280
taaaaaaaaa aaaaaaaaaa aaaaaaaaaa	2309

&lt;210&gt; SEQ ID NO 24

&lt;211&gt; LENGTH: 1740

&lt;212&gt; TYPE: DNA

&lt;213&gt; ORGANISM: Homo sapiens

&lt;220&gt; FEATURE:

&lt;223&gt; OTHER INFORMATION: IDH2 glucocorticoid receptor-responsive gene

&lt;400&gt; SEQUENCE: 24

ccagcgttag ccccgggcca ggcagccggg aggagcggcg cgcgctcgga cctctccgcg	60
cctgctcgtt cgctctccag cttgggatgg ccggctacct gcgggctcgtg cgctcgtctt	120
gcagagcctc aggctcggcg ccggcctggg ccgcccgggc cctgacagcc cccacctcgc	180
aagagcagcc gcgcgccac tatgccgaca aaaggatcaa ggtggcgaag cccgtggtgg	240
agatggatgg tgatgagatg acccgattta tctggcagtt catcaaggag aagctcatcc	300
tgccccagct ggacatccag ctaaagtatt ttgacctcgg gctcccaaac cgtgaccaga	360
ctgatgacca ggtcaccatt gactctgcac tggccacca gaagtacagt gtggctgtca	420
agtgtgccac catcaccctc gatgagggcc gtgtggaaga gttcaagctg aagaagatgt	480
ggaaaagtcc caatggaact atccggaaca tcctgggggg gactgtcttc cgggagccca	540

-continued

---

tcacatgcaa aaacatccca cgcctagtcc ctggctggac caagcccatc accattggca	600
ggcacgcccc tggcgaccag tacaaggcca cagactttgt ggcagaccgg gccggcactt	660
tcaaaatggt cttcaccoca aaagatggca gtggtgtcaa ggagtgggaa gtgtacaact	720
tccccgcagg cggcgtgggc atgggcatgt acaacaccga cgagtccatc tcaggttttg	780
cgcacagctg cttccagtat gccatccaga agaaatggcc gctgtacatg agcaccaaga	840
acaccatact gaaagcctac gatgggctgt tcaaggacat cttccaggag atctttgaca	900
agcactataa gaccgacttc gacaagaata agatctggta tgagcaccgg ctcatgatg	960
acatgggtggc tcaggctctc aagtcttcgg gtggctttgt gtgggcctgc aagaactatg	1020
acggagatgt gcagtcagac atcctggccc agggctttgg ctcccttggc ctgatgacgt	1080
ccgtcctggt ctgccctgat gggaaagcga ttgaggctga ggcctctcat gggaccgtca	1140
cccgcacta tcgggagcac cagaagggcc ggcccaccag caccaacccc atcgccagca	1200
tctttgacctg gacacgtggc ctggagcacc gggggaagct ggatgggaaac caagacctca	1260
tcaggtttgc ccagatgctg gagaaggtgt gcgtggagac ggtggagagt ggagccatga	1320
ccaaggacct ggcgggctgc attcacggcc tcagcaatgt gaagctgaac gagcacttcc	1380
tgaacaccac ggaacttctc gacaccatca agagcaacct ggacagagcc ctgggcaggc	1440
agtaggggga ggcgccacc atggctgcag tggaggggcc agggctgagc cggcgggtcc	1500
tctgagcgc ggcagaggggt gagcctcaca gccctctct ggaggccttt ctaggggatg	1560
tttttttata agccagatgt ttttaaaagc atatgtgtgt ttccctcat ggtgacgtga	1620
ggcaggagca gtgcgtttta cctcagccag tcagtatgtt ttgcatactg taatttatat	1680
tgcccttggga acacatgggt ccatattttag ctactaaaaa gctcttcaca aaaaaaaaa	1740

&lt;210&gt; SEQ ID NO 25

&lt;211&gt; LENGTH: 1552

&lt;212&gt; TYPE: DNA

&lt;213&gt; ORGANISM: Homo sapiens

&lt;220&gt; FEATURE:

&lt;223&gt; OTHER INFORMATION: SERPINF1 glucocorticoid receptor-responsive gene

&lt;400&gt; SEQUENCE: 25

ggtcgcttta agaaaggagt agctgtaatc tgaagcctgc tggacgctgg attagaaggc	60
agcaaaaaaa gctctgtgct ggctggagcc ccctcagtgt gcaggcttag agggactagg	120
ctgggtgtgg agctgcagcg tatccacagg ccccaggatg caggccctgg tgetactcct	180
ctgcatggga gccctcctcg ggcacagcag ctgccagaac cctgccagcc ccccgagga	240
gggctcccc aacccccgaca gcacaggggc gctggtggag gaggaggatc ctttcttcaa	300
agtccccgtg aacaagctgg cagcggctgt ctccaacttc ggctatgacc tgtaccgggt	360
gcgatccagc acgagcccca cgaccaacgt gctcctgtct cctctcagtg tggccaaggc	420
cctctcggcc ctctcgtggt gagcggagca gcgaacagaa tccatcattc accgggctct	480
ctactatgac ttgatcagca gccacagacat ccatggtacc tataaggagc tccttgacac	540
ggtcactgcc ccccagaaga acctcaagag tgccctcccg atcgtctttg agaagaagct	600
gcgcataaaa tccagctttg tggcacctct ggaaaagtca tatgggacca ggcccagagt	660
cctgacgggc aaccctcgtt tggacctgca agagatcaac aactgggtgc aggcgcagat	720
gaaagggag ctcgccaggt ccacaaagga aattccgat gagatcagca ttctcctct	780

-continued

---

```

cgggtgtggcg cacttcaagg ggcagtggtt aacaaagttt gactocagaa agacttccct 840
cgaggatttc tacttggatg aagagaggac cgtgagggtc cccatgatgt cggaccctaa 900
ggctgtttta cgctatggct tggattcaga tctcagctgc aagattgccc agctgccctt 960
gaccggaagc atgagtatca tcttcttccct gccctgaaa gtgaccaga atttgacctt 1020
gatagaggag agcctcaoct ccgagttcat tcatgacata gaccgagaac tgaagaccgt 1080
gcaggcggtc ctcactgtcc ccaagctgaa gctgagttat gaaggcgaag tcaccaagtc 1140
cctgcaggag atgaagetgc aatccttgtt tgattcacca gactttagca agatcacagg 1200
caaaccatc aagctgactc agtggaaca ccgggctggc tttgagtgga acgaggatgg 1260
ggcgggaacc acccccagcc cagggctgca gctgcccac ctcacctcc cgctggacta 1320
tcaccttaac cagccttca tctctgtact gagggacaca gacacagggg ccttctctt 1380
cattggcaag attctggacc ccaggggcc ctaatatccc agtttaatat tccaatacc 1440
tagaagaaaa cccgagggac agcagattcc acaggacacg aaggctgcc ctgtaaggtt 1500
tcaatgcata caataaaga gctttatccc taaaaaaaa aaaaaaaaa aa 1552

```

&lt;210&gt; SEQ ID NO 26

&lt;211&gt; LENGTH: 4816

&lt;212&gt; TYPE: DNA

&lt;213&gt; ORGANISM: Homo sapiens

&lt;220&gt; FEATURE:

&lt;223&gt; OTHER INFORMATION: ERBB2 glucocorticoid receptor-responsive gene

&lt;400&gt; SEQUENCE: 26

```

gttcccggat ttttgtgggc gctgccccg cccctctcc cctgctgtg tccatatatc 60
gaggcgatag ggttaagga aggcggacgc ctgatgggtt aatgagcaa ctgaagtgtt 120
ttccatgatc ttttttgagt cgcaattgaa gtaccacctc ccgagggtga ttgcttcccc 180
atgcggggta gaacctttgc tgtcctgtc accactctac ctccagcaca gaatttggtt 240
tatgcctact caatgtgaag atgatgagga tgaaaacctt tgtgatgatc cacttccact 300
taatgaatgg tggcaaagca aagctatatt caagaccaca tgcaaagcta ctccctgagc 360
aaagagtcac agataaaacg ggggcaccag tagaatggcc aggacaaacg cagtgcagca 420
cagagactca gacctggca gccatgcctg cgcaggcagt gatgagagtg acatgtactg 480
ttgtggacat gcacaaaagt gagtgtgcac cggcacagac atgaagctgc ggctccctgc 540
cagtcccag acccacctgg acatgtctcc ccacctctac cagggtgcc aggtggtgca 600
gggaaacctg gaactcacct acctgcccac caatgccagc ctgtcctcc tgcaggatat 660
ccaggaggtg cagggctacg tgctcatcgc tcacaaccaa gtgaggcagg tcccactgca 720
gaggctcgg attgtgcgag gcaccagct ctttgaggac aactatgccc tggccgtgct 780
agacaatgga gaccctgta acaataccac cctgtcaca ggggctccc caggaggcct 840
gctggagctg cagcttcaa gcctcacaga gatctgaaa ggaggggtct tgatccagcg 900
gaacccccag ctctgctacc aggacacgat tttgtggaag gacatctcc acaagaacaa 960
ccagctggct ctcacactga tagacaccaa ccgtctctgg gctgcccacc cctgttctcc 1020
gatgtgtaag ggtcccctg getggggaga gagttctgag gattgtcaga gctgacgcg 1080
cactgtctgt gccggtggct gtgcccctg caaggggcca ctgcccactg actgctgcca 1140
tgagcagtg gctgccggct gcacggggcc caagcactct gactgctgg cctgctcca 1200

```

-continued

---

cttcaaccac	agtggcatct	gtgagctgca	ctgcccagcc	ctggtcacct	acaacacaga	1260
cacgtttgag	tccatgcccc	atccccaggg	ccggtataca	ttcggcgcca	gctgtgtgac	1320
tgcctgtccc	tacaactacc	tttctacgga	cgtgggaccc	tgcaccctcg	tctgcccctt	1380
gcacaaccaa	gaggtgacag	cagaggatgg	aacacagcgg	tgtgagaagt	gcagcaagcc	1440
ctgtgcccga	gtgtgctatg	gtctgggcat	ggagcacttg	cgagaggtga	gggcagttac	1500
cagtgcfaat	atccaggagt	ttgctggctg	caagaagatc	tttgggagcc	tggcatttct	1560
gccggagagc	tttgatgggg	accagcctc	caaacctgcc	ccgctccagc	cagagcagct	1620
ccaagtgttt	gagactctgg	aagagatcac	aggttaccta	tacatctcag	catggccgga	1680
cagcctgcct	gacctcagcg	tcttccagaa	cctgcaagta	atccggggac	gaattctgca	1740
caatggcgcc	tactcgctga	cctgcaagg	gctgggacac	agctggctgg	ggctgcgctc	1800
actgagggaa	ctgggcagtg	gactggcctt	catccaccat	aacaccacc	tctgcttctg	1860
gcacacggtg	ccctgggacc	agctctttcg	gaaccgcac	caagctctgc	tccacactgc	1920
caaccggcca	gaggacgagt	gtgtgggcca	gggctggccc	tgccaccagc	tgtgcgcccg	1980
agggcactgc	tggggctcag	ggcccaccca	gtgtgtcaac	tgcagccagt	tccttcgggg	2040
ccaggagtgc	gtggaggaat	gccgagtact	gcaggggctc	cccagggagt	atgtgaatgc	2100
caggcactgt	ttgccgtgcc	accctgagtg	tcagccccag	aatggctcag	tgacctgttt	2160
tggaccggag	gctgaccagt	gtgtggcctg	tgccactat	aaggaccctc	ccttctgctg	2220
ggcccgcctg	cccagcggtg	tgaacctga	cctctcctac	atgccatct	ggaagtctcc	2280
agatgaggag	ggcgcatgcc	agccttgccc	catcaactgc	acccactcct	gtgtggacct	2340
ggatgacaag	ggctgccccg	ccgagcagag	agccagcctt	ctgacgtcca	tcctctctgc	2400
ggtggttggc	attctgctgg	tcgtggtctt	gggggtggtc	tttgggatcc	tcataaagcg	2460
acggcagcag	aagatccgga	agtacacgat	gcggagactg	ctgcaggaaa	cggagctggt	2520
ggagccgctg	acacctagcg	gagcagtgcc	caaccaggcg	cagatgcgga	tcctgaaaga	2580
gacggagctg	aggaaggtga	aggtgcttgg	atctggcctt	tttggcacag	tctacaaggg	2640
catctggatc	cctgatgggg	agaatgtgaa	aattccagtg	gccatcaaag	tgttgagggg	2700
aaacacatcc	cccaaagcca	acaaagaaat	cttagacgaa	gcatacgtga	tggctgggtg	2760
gggctcccga	tatgtctccc	gccttctggg	catctgcctg	acatccacgg	tgcagctggt	2820
gacacagctt	atgccctatg	gctgcctctt	agaccatgtc	cgggaaaacc	gcggacgctt	2880
gggctcccag	gacctgctga	actggtgat	gcagattgcc	aaggggatga	gctacctgga	2940
ggatgtgcgg	ctcgtacaca	gggacttggc	cgctcggaac	gtgctggcca	agagtcccaa	3000
ccatgtcaaa	attacagact	tcgggctggc	tcggctgctg	gacattgacg	agacagagta	3060
ccatgcagat	gggggcaagg	tgccatcaa	gtggatggcg	ctggagtcca	ttctccgccg	3120
gcggttcaac	caccagagtg	atgtgtggag	ttatggtgtg	actgtgtggg	agctgatgac	3180
ttttggggcc	aaaccttacg	atgggatccc	agcccgggag	atccctgacc	tgctggaaaa	3240
gggggagcgg	ctgcccagc	ccccatctg	caccattgat	gtctacatga	tcatggtcaa	3300
atggtggatg	attgactctg	aatgtcggcc	aagattccgg	gagttgggtg	ctgaattctc	3360
ccgcatggcc	agggaccccc	agcgttttgt	ggtcatccag	aatgaggact	tgggcccagc	3420
cagtcccttg	gacagcaoct	tctaccgctc	actgctggag	gacgatgaca	tgggggacct	3480

-continued

---

```

ggtggatgct gaggagtatc tggtaaccca gcagggttc ttctgtccag accctgcccc 3540
gggcgctggg ggcattgtcc accacaggca ccgcagctca tctaccagga gtggcgggtg 3600
ggacctgaca ctagggttgg agccctctga agaggaggcc cccaggtctc cactggcacc 3660
ctccgaaggg gctggctccg atgtatttga tggtgacctg ggaatggggg cagccaaggg 3720
gctgcaaagc ctccccacac atgaccccag ccctctacag cggtagactg aggaccccac 3780
agtaccccctg ccctctgaga ctgatggcta cgttgcccc ctgacctgca gccccagcc 3840
tgaatatgtg aaccagccag atgttcggcc ccagccccct tcgccccgag agggccctct 3900
gcctgctgcc cgacctgctg gtgccactct ggaaagggcc aagactctct ccccagggaa 3960
gaatggggtc gtcaaagacg tttttgcctt tgggggtgcc gtggagaacc ccgagtactt 4020
gacaccccag ggaggagctg cccctcagcc ccacctctc cctgcttca gccagcctt 4080
cgacaacctc tattactggg accaggacc accagagcgg ggggtcccac ccagcaactt 4140
caaagggaca cctacggcag agaaccaga gtacctgggt ctggactgc cagtgtgaac 4200
cagaaggcca agtccgcaga agccctgatg tgtctcagg gagcagggaa ggctgactt 4260
ctgctggcat caagaggtgg gagggccctc cgaccacttc caggggaacc tgccatgcca 4320
ggaacctgtc ctaaggaacc ttcctctctg cttgagttcc cagatggctg gaaggggtcc 4380
agcctcgttg gaagaggaac agcaactggg agtctttgtg gattctgagg cctgcccac 4440
tgagactcta gggctcagtg gatgccacag cccagcttgg cccttctctt ccagatctg 4500
ggtactgaaa gccttaggga agctggcctg agaggggaag cggccctaag ggagtgtcta 4560
agaacaaaag cgaccattc agagactgtc cctgaaacct agtactgccc cccatgagga 4620
aggaacagca atggtgtcag tatccaggct ttgtacagag tgctttctg tttagtttt 4680
acttttttg tttgttttt ttaaatgata aataaagacc cagggggaga atgggtgtt 4740
tatggggagg caagtgtggg gggctcttct ccacaccac tttgtccatt tgcaaatata 4800
ttttgaaaa cagcta 4816

```

&lt;210&gt; SEQ ID NO 27

&lt;211&gt; LENGTH: 6831

&lt;212&gt; TYPE: DNA

&lt;213&gt; ORGANISM: Homo sapiens

&lt;220&gt; FEATURE:

&lt;223&gt; OTHER INFORMATION: PECAM1 glucocorticoid receptor-responsive gene

&lt;400&gt; SEQUENCE: 27

```

ccaggcccca ttgttcccg tttccagcca tggctgcca tacctgacca gcgccacagc 60
cggctctctc gcaggcgcg ggagaagtga ccagagcaat ttctgctttt cacagggcgg 120
gtttctcaac ggtgacttgt gggcagtgcc ttctgtgag cgagtcatgg cccgaaggca 180
gaactaactg tgctgcagc cttcactctc aggatgcagc cgaggtgggc ccaaggggccc 240
acgatgtggc ttggagtcc gctgacctt ctgctctgtt caagccttga gggcaagaa 300
aactctttca caatcaacag tgttgacatg aagacccctg cggactggac ggtgcaaat 360
gggaagaacc tgacctgca gtgcttcgag gatgtcagca ccacctctca cgtcaagcct 420
cagcaccaga tgetgttota taaggatgac gtgctgtttt acaacatctc ctccatgaag 480
agcacagaga gttattttat tctgaagtc cggatctatg actcagggac atataaatgt 540
actgtgattg tgaacacaa agagaaaacc actgcagagt accaggtgtt ggtggaagga 600

```

-continued

---

gtgccagtc ccagggtagc actggacaag aaagaggcca tccaaggtgg gatcgtgagg	660
gtcaactggt ctgtcccaga ggaaaaggcc ccaatacact tcacaattga aaaacttgaa	720
ctaaatgaaa aaatggtaa gctgaaaaga gagaagaatt ctcgagacca gaattttgtg	780
atactggaat tccccgtga ggaacaggac cgcgttttat ccttcgatg tcaagctagg	840
atcatttctg ggatccatat gcagacctca gaatctacca agagtgaact ggtcacctg	900
acggaatcct tctctacacc caagttccac atcagcccca ccggaatgat catggaagga	960
gctcagctcc acattaagtg caccattcaa gtgactcacc tggcccagga gtttcagaa	1020
atcataatc agaaggacaa ggcgattgtg gcccaaca gacatggcaa caaggctgtg	1080
tactcagtea tggccatggt ggagcacagt ggcaactaca cgtgcaaagt ggagtcagc	1140
cgcatatcca aggtcagcag catcgtggtc aacataacag aactatttcc caagcccga	1200
ctggaatctt ccttcacaca tctggacca ggtgaaagac tgaacctgtc ctgctccatc	1260
ccaggagcac ctccagccaa cttcacctc cagaaggaag atacgattgt gtcacagact	1320
caagatttca ccaagatagc ctcaaagtcg gacagtggga cgtatatctg cactgcaggt	1380
attgacaaag tggtaagaa aagcaacaca gtccagatag tcgtatgtga aatgctctcc	1440
cagcccagga tttctatga tgcccagtt gaggtcataa aaggacagac catcgaagt	1500
cgttgcaaat cgatcagtg aactttgcct atttcttacc aacttttaa aacaagtaa	1560
gttttgaga atagtaccaa gaactcaaat gatcctgctg tattcaaaga caaccact	1620
gaagacgtc aataccagtg tgttcagat aattgccatt cccatgcca aatgtaagt	1680
gaggttctga gggtaaggt gatagcccg gtggatgagg tccagattc tatcctgtca	1740
agtaagtg tggagtctgg agaggacatt gtgctgcaat gtgctgtgaa tgaaggatct	1800
ggtccatca cctataagtt ttacagagaa aaagagggca aaccttcta tcaaatgacc	1860
tcaaatgcca cccaggcatt ttggaccaag cagaaggcta gcaaggaaca ggagggagag	1920
tattactgca cagcctcaa cagagccaac cacgcctcca gtgtcccag aagcaaaata	1980
ctgacagtea gagtcattct tgcccagtg aagaaggac ttattgcagt ggttatcatc	2040
ggagtgatca ttgctctctt gatcattgct gccaaatgtt atttctgag gaaagccaag	2100
gccaagcaga tgccagtgga aatgtccagg ccagcagtac cacttctgaa ctccaacaac	2160
gagaaaatgt cagatcccaa tatggaagct aacagtcatt acggtcaca tgacgatgtc	2220
agaaaccatg caatgaaacc aataaatgat aataaagagc ctctgaaact agacgtgag	2280
tacacggaag ttcaagtgtc ctacagctgag tctcacaag atctaggaaa gaaggacaca	2340
gagacagtg acagtgaagt ccggaaagct gtccctgatg ccgtggaag cagatactct	2400
agaacggaag gctcccttga tggaaacttag acagcaaggc cagatgcaca tccctggaag	2460
gacatccatg ttccgagaag aacagataat cctgtatatt caagacctct gtgcacttat	2520
ttatgaacct gccctgctcc cacagaacac agcaattcct caggctaagc tgcoggtct	2580
taaatccatc ctgctaagtt aatggtgggt agaaagagat acagaggggc tgttgaattt	2640
cccacatacc ctccttcac caagttgga catccttga aattggaaga gcacaagagg	2700
agateccaggg caaggccatt gggatattct gaaacttgaa tattttgttt tgtgcagaga	2760
taaagacctt ttccatgcac cctcatacac agaaaccaat tttcttttt atactcaatc	2820
atctctagcg catggcctgg tttagagctg gttttttctc ttttctttg gtccttcaaa	2880

-continued

---

ggctttagt	tttggctagt	ccttgttctt	tggaaataca	cagtgctgac	cagacagcct	2940
ccccctgtcc	cctctatgac	ctcgccctcc	acaaatggga	aaaccagact	acttggggagc	3000
accgcctgtg	aaataccaac	ctgaagacac	cgttcattca	ggcaacgcac	aaaacagaaa	3060
atgaaggtgg	aacaagcaca	gatgttcttc	aactgttttt	gtctacactc	tttctctttt	3120
cctctacat	gctgaaggct	gaaagacagg	aagatggtgc	catcagcaaa	tattattctt	3180
aattgaaaac	ttgaaatgtg	tatgtttctt	actaattttt	aaaaatgtat	tccttgccag	3240
ggcaggcaag	gtggctcacg	cctgtaatcc	cagcacttca	ggaggctgag	gtgggaggat	3300
cacctgaggt	caggagttag	agaccagcct	gatgaaacct	tgtctctact	aaaaatacaa	3360
gaattagccg	ggcgtggtgg	cgcatgcctg	tagtatcagc	tactcaagag	gctgagggtga	3420
gattatcgct	tgaaccagg	aaacggaggt	tgtagtgagc	ggagatcgcg	ccactgcact	3480
ccagcctgag	tgacagagtg	agaatccatc	tcaaaaaaaaa	caaaaaacaa	aattgcttgc	3540
taagaagtg	gtctcctgag	gtcttaagac	attcctgaca	gtgtcttgag	tgggtgggag	3600
agaggctgct	gtcattgcgc	tgtggaattt	cacagatgag	aaccacgcct	agccaaaatc	3660
acttttctg	tttgctcag	tgacacagct	gcagggacct	tcgtggatgt	tgtattaaat	3720
aaatttgacc	tttgcctctt	gcagatctgt	gaaatgtgt	cttctgaggg	gccacatgca	3780
tctatagtc	tgaggactcc	ttgggcctct	gaagtcacag	agagaaccga	gcaggcttat	3840
gtttttgtt	tgttgtttt	agacggagat	tcgctcttgt	tgcccgggct	ggactgcagc	3900
ggcgcaacct	ctgctcactg	caacctccgc	ctcctgggtt	caagcagttc	tcctgtctca	3960
gcctcccag	tagctgggat	tacaggcaca	tgtaaccacg	cctggctaat	ttttgtattt	4020
ttagtagaga	tggggtttca	ccacgttggc	caggctgac	tcgaaatgct	gacctttggt	4080
gatctgccc	ccttgcctc	atgtgtgctc	cacaggcctt	tgggttggga	ttgcaggcgt	4140
gagccaccat	gcccagccta	gactcttttg	acaatatgat	gaaagctggt	ggttcctttc	4200
cccaacacac	acacaccgag	ttgtatcacg	aaaatgtcat	acaatttcca	ggttttctga	4260
gtggtgggct	cagattgagg	tcaaggatc	agacgacctc	taacgacctt	catgtctctg	4320
ttgatgatct	ggggacagcc	agatcccctg	tgtccagggg	gttcccttagt	cccttgccac	4380
caccagagaa	gggcaattgc	cacgggagct	gcaaagacct	tattcctact	cctggtgcct	4440
tacttatgca	gcacgactga	attttttgtt	ttgttttgtt	ttgttgagac	aggggcttgc	4500
tctgttgccc	aggctggagt	gcagtggcac	aacaatggct	caccgcagcc	tcgaaccctt	4560
gggctcaagc	gatcctccca	tctcagcttc	ctgggtagct	gggaccagag	gcgtgagccg	4620
ccatagctgg	ctaattttta	attttttttt	tgcagagatg	aggtttcacc	atggtgcccc	4680
ggctggctctc	gaacttctgg	gctcaagtga	tcctccctcc	ttggcctcgc	aaagtgtggg	4740
gattgcaggc	atgagccacc	gcccccgcc	tgtggagcac	acatgagttt	aaaattactt	4800
tccttctgc	ctatatttcc	gaggaggaaa	cttcatgcgc	agggatcttt	cttagtggat	4860
ttaatggcta	aaaggtctgt	ctgaatccag	gacgctggct	ttagccttcc	tcggcagctg	4920
ccgtaacccc	ggtgtctaaa	cctgaagcat	cccaggagca	cccactccag	gagttttctc	4980
ggcgcgggaa	ctcattagtt	agagcgccct	cttgtgttct	catgtggtaa	tcggtcactg	5040
aaggacttaa	aatggctcct	agccaacaca	cagtaaaact	tttccctctt	ctgaccccaa	5100
gaggtcagcc	accatttca	tgagcatata	ctggtcggcc	catcagcgtt	ctctgattgg	5160

-continued

---

```

ctaactgaac ccactccccg acctagactc aagacaggcg aagtgacgct taggtcaaca 5220
ttcactcact aaagcaacga ctgtcgggcg attttgtctc ccgctggttt tggaatggtg 5280
tctggagaca tttttggttg tcacagctgg gtgggtgtgc tccccgcacg tgggtggtag 5340
aaaccaagca tgtcctctaaa catcctacag gcacagaacc gtctcccacg accaagcatg 5400
atcaagtccc aaatgccaat aatggccagg ttgagaaact ctgcacagaa gcatccagtt 5460
atthgtctgt ttgtcaaca agcttgtgct catcatgctc tgtgttctcg acgctgtgct 5520
gggtgttggc ggtgggaaga ttacaagagt cacatggcag ctgtcctcct ggaaggtaca 5580
accagtaga gatgcagact aacagagagc caattacaaa gcagtgtgac aagcgtcatg 5640
gtgaaaatt aaaagctcaa acaaggcac atgggagggg cttccaacac agactttggg 5700
ggatccagga aggtctaaga ggaagtggg tctcaccaaa gccttgacca taggcagagg 5760
gtaccagtgg aaaaggtggg gtgaagaaca ttgaggacaa aaggaagaag tgcaggaagg 5820
ccctgaggca agggagtggg ggtgtccctg gagggatggc agcagggcag tctgtcagac 5880
ccaagtggcc tccagccta gaagccaatt agtctctctc aaaaagctgt cactgtcccc 5940
taagaattgc tgccaggctc ccactggcct gactcagtct ttgagagtct taaggaggag 6000
gtctctgaaa ggtacacacc aagaactctc cccagcacag ctgtttttaa gactctccac 6060
cagcgtcatt ggcgtgttgg gaagaaaccc tctgccacag aggccagctt cagcctttgc 6120
ctaacaccgc aaggccaat ggaaaggtaa acgggaagga gatgtctccc cagcaggcta 6180
tttgaggaca gtcttccctg cagaagatct caacctgggg tccacagagt ggaatgtta 6240
gagtagggag ctaggcaaac atgagcagga caggtgaggg cccccacagg aatgtcaggc 6300
taccatcagg tgatggtcag gtggttgtta aactgtctct gtaaaataat aattggttgc 6360
agccagctcc aagcaaggac agtctctcaa tagatacaaa acaccctgat ctggtgatca 6420
gccgcttccc gataagatct caggagctgg gcaagcagcc tggagcatgc gcaccaagag 6480
gcaaaatggc ggaatttaac cagtatatga cctaccttcc tctgggaacg cagcactggt 6540
aaggggaaaa atgcctcaag tgagcatgcg cgcaacttca gtaatcacac tgtgcatgcg 6600
acccttcca agtctggca ggtcaccaca tacgcggaca gcctgctgca agggaagaat 6660
caggggagat gagacgtaaa tcccagaact atgccaaata cataaaaccc caagttaagg 6720
gtcaggcagg gcacttagat ctctcaagtt gcctgcctga cccaagtga gtgtacttcc 6780
ttttgttct gctctaaaac ttttaataa actctcactc ctgctctaaa a 6831

```

```

<210> SEQ ID NO 28
<211> LENGTH: 2956
<212> TYPE: DNA
<213> ORGANISM: Homo sapiens
<220> FEATURE:
<223> OTHER INFORMATION: LBH glucocorticoid receptor-responsive gene

<400> SEQUENCE: 28

```

```

ggggctgagt gctcagtgga gagcggggag ttgtgtccac cttgccgacg tcgctagccg 60
tggggctgtc ctgggaaggc ggacggcgag cgcccgggtg ccgcactcgg ccgcctgccc 120
tgcccgtctg cgcccgtgtc atctcactc gggacgcagg gaccgttttt aaatcacagg 180
ggcgtgtgtc agcctgcctt aggacttcat gtctatatat ttccccattc actgccccga 240
ctatctgaga tcggccaaga tgactgaggt gatgatgaac acccagccca tggaggagat 300

```

-continued

---

cggectcagc	ccccgcaagg	atggccttcc	ctaccagatc	ttcccagacc	cgtcagattt	360
tgaccgctgc	tgcaaaactga	aggaccgtct	gccctccata	gtggtggaac	ccacagaagg	420
ggaggtggag	agcgggggagc	tccgggtggcc	ccttgaggag	ttcctgggcc	aggaggatga	480
gcaagataac	tgcgaaagaga	cagcgaaga	aaataaagag	cagtagagtc	cctgtggact	540
cccatgggtc	ataccagcca	gcattctgtc	ctgaaactgtg	tttttcccat	catgacggaa	600
gaagagagtg	agccgcaatt	gttctgaaaa	tgtcaaacga	ggcttctggt	ttgcacctgc	660
agateaccga	gttgggtttc	ttttcttttc	ttgctttttt	ttttttttga	aatttgccga	720
gcagtggagc	cctctgacaa	tttgcaaggc	cctctgagaa	aggaagctgc	ttagagccag	780
ggggttagtg	ggtgagggga	gcgagtgtctg	tttttgagat	cattatctga	actcaggcag	840
cctagtagag	gcagtgggtg	gattccaatg	ggtcttggtg	ggtgggaggt	ggggcatgtg	900
caaagcaagc	aaggaacatt	tggggtaaga	aaacaaacat	gaggcaaaag	aaaaataca	960
tgtttttaag	aaaacattga	gcagagaact	gcagccagga	tgcgctcagc	agacattcac	1020
tctggctgct	gggacatcag	aaaacaaagt	cttcatctct	ctctccagtt	tcaccacccc	1080
caccctttgc	tttcatttca	ggtgtgttgg	tctatatgac	agggaggaga	gtaaaggaga	1140
gcaggagcaa	ttggctgcct	gcaaaagccag	ctggagggtga	agtgccagaa	aggaaaggtc	1200
accccatctc	actccatggc	ctctctgtct	ccagctgtgg	taggctcaca	tagccagttg	1260
gatcggtttt	taagaggcag	tgcttttcag	cttttctccc	tgatataacc	attttgcttc	1320
ccagcacttt	ttaggagtag	tgagagcaact	tectgccctt	gttggaagcc	ccagggtgga	1380
cactcagcac	gaaggctctc	cccttaactg	ctgcccttcc	aagacttctc	cccagatggg	1440
agtgggctgt	gtcttccagg	ctggcccttc	cttctcctca	ccgccacctt	ccttgcccca	1500
gccccagcag	ccatgggtac	atgggtcccc	agctcacceta	tggaattccc	ccagttctgc	1560
cagctgcagt	actcacgccc	catgggggat	cttggctctgt	ttttcttggtg	ggagcctagt	1620
ggagagcaga	cgtggctttt	tatgtgtctt	gttggggagg	tgacttgcat	ggtggggaca	1680
aggctgtcgt	ggcaaccttg	ggatcgagtt	tgagactaaa	ggatgtcatg	agatccctgg	1740
cttctcccca	tgttgttccc	ggacaagggc	agaaggagg	catggcaagg	gacctctgct	1800
gtccttactc	aacagtggtc	ctcatccctc	cccacctccc	actgcttctc	gcaagggcac	1860
cagttgtatg	agaaagtgg	cctttggact	taggatttct	tattgtagct	aagagccatc	1920
tgaagcagca	ggttgcagga	caaatgcttc	agtccgccga	gagcagtacc	gtgtggccaa	1980
gaggtggact	cagagccttc	cttgagctaa	actcggccaa	ccaaggcacc	cagcatgtcc	2040
cctcaggtct	ccagtcagtc	caggttgacc	ctcagttctg	gacgtgtgta	tatagctgta	2100
tttaatacct	caaggtcatt	gtggctctgg	ggatgccggg	gcaggaggac	gagggtgcgc	2160
tgtggacaca	gcagtcgctg	gaattccggt	ctgggaagcc	aatggctgccc	ggcaccctct	2220
gcttcctccc	tctgtgtctc	gcctgtgtga	cacacatcaa	tggcaataac	ttcttccaac	2280
tectcgcaga	agtgggagag	gccggcagcc	tgcaaccgaga	ggggctttcc	tctctcttgc	2340
tccccgcttc	gttctgtttt	ggctgcagag	agtggttcat	ccataactctc	attccctcgc	2400
ctccccctgt	ggaacggggg	cttgcccttt	caattcctgt	gttttggtgt	cttcccttat	2460
ctgctaccct	gaatcacctg	tctgtgtctt	gctgtgtgat	gggaacatgc	ttgtaaacctg	2520
cgtaacaaat	ctactttgtg	tatgtgtctg	tttatggggg	tggtttatta	tttttgctgg	2580

-continued

---

tccctagacc actttgtatg accgtttgca gtctgagcag gccaggggct gacagctaat	2640
gtcaggaccc tcagcgggtg agcctgctgg ggggaccag ctgctcttgg acaagtggct	2700
gagctcctat ctggcctcct cttttttttt ttttcaagta atttgtgtgt atttctaact	2760
gattgtattg aaaaaattcc tagtatttca gtaaaaatgc ctgttgtgag atgaacctcc	2820
tgtaacttct atctgttctt ttttgaggct cagggagaaa ctageatttt ttttttcca	2880
aactactttt tgtcactgtg acagttgtaa ataaagtttg aaaatgcttt ccactctgaa	2940
aaaaaaaaaa aaaaaa	2956

&lt;210&gt; SEQ ID NO 29

&lt;211&gt; LENGTH: 2262

&lt;212&gt; TYPE: DNA

&lt;213&gt; ORGANISM: Homo sapiens

&lt;220&gt; FEATURE:

&lt;223&gt; OTHER INFORMATION: ST3GAL5 glucocorticoid receptor-responsive gene

&lt;400&gt; SEQUENCE: 29

ctggggagta atagcatggg caaccattat cctgtctcgc cgccaccag gacatggctt	60
ctgttccaat gccaaagtgag tacacctatg tgaaactgag aagtgattgc tcgaggcctt	120
cctgcaatg gtacaccga gctcaaagca agatgagaag gccagcttg ttattaaaag	180
acatcctcaa atgtacattg cttgtgtttg gagtgtggat cctttatate ctcaagttaa	240
attatactac tgaagaatgt gacatgaaaa aaatgcatta tgtggaccct gaccatgtaa	300
agagagctca gaaatatgct cagcaagtct tgcagaagga atgtcgtccc aagtttgcca	360
agacatcaat ggcgctgtta tttgagcaca ggtatagcgt ggacttactc ccttttgtgc	420
agaaggcccc caaagacagt gaagctgagt ccaagtacga tcctcctttt gggttccgga	480
agttctccag taaagtccag accctcttgg aactcttgcc agagcaagac ctccctgaac	540
acttgaaaag caagacctgt cggcgtctgt tggttattgg aagcggagga atactgcacg	600
gattagaact gggccacacc ctgaaccagt tcgatgttgt gataaggtta aacagtgcac	660
cagttgaggg atattcagaa catgttggaa ataaaactac tataaggatg acttatccag	720
agggcgcacc actgtctgac cttgaatatt attccaatga cttatttgtt gctgttttat	780
ttaagagtgt tgatttcaac tggcttcaag caatggtaaa aaaggaaacc ctgccattct	840
gggtacgact cttcttttgg aagcaggtgg cagaaaaaat cccactgcag ccaaaacatt	900
tcaggatttt gaatccagtt atcatcaaag agactgcctt tgacatcctt cagtactcag	960
agcctcagtc aaggttcttg ggcgagata agaacgtccc cacaatcggg gtcattgccg	1020
ttgtcttagc cacacatctg tgcgatgaag tcagtttggc gggttttgga tatgacctca	1080
atcaaccag aacacctttg cactacttcg acagtcaatg catggctgct atgaactttc	1140
agaccatgca taatgtgaca acggaaaacca agttcctctt aaagctggtc aaagagggag	1200
tggtgaaaga tctcagtgga ggcattgatc gtgaattttg aacacagaaa acctcagttg	1260
aaaatgcaac tctaactctg agagctgttt ttgacagcct tcttgatgta tttctccatc	1320
ctgcagatag tttgaagtgc agctcatggt ttaactttt aatttaaaaa cacaaaaaaa	1380
atthtagctc tccccacttt ttttttcta tttatttgag gtcagtgttt gtttttgca	1440
accattttgt aaatgaaact taagaattga atggaaaaga cttctcaaag agaattgtat	1500
gtaacgatgt tgtattgatt ttaagaaaag taatttaatt tgtaaaaact ctgctcgttt	1560

-continued

---

```

aactgcaca ttgaatacag gtaactaatt ggaaggagag gggaggtcac tcttttgatg 1620
gtggccctga acctcattct ggttccctgc tgcgctgctt ggtgtgacct acggaggatc 1680
cactcccagg atgacgtgct ccgtagctct gctgctgata ctgggtctgc gatgcagcgg 1740
cgtgaggcct gggctggttg gagaaggtea caacccttct ctgttggctt gccttctgct 1800
gaaagactcg agaaccaacc agggaagctg tcttggaggt ccctggctcg agaggacat 1860
agaatctgtg acctctgaca actgtgaagc caccctgggc tacagaaacc acagtcttcc 1920
cagcaattat tacaattctt gaattccttg gggatttttt actgcccttt caaagcactt 1980
aagtgttaga tctaactgtt tccagtgtct gtctgaggtg acttaaaaaa tcagaacaaa 2040
acttctatta tccagagtca tgggagagta caccctttcc aggaataatg ttttgggaaa 2100
cactgaaatg aaatcttccc agtattataa attgtgtatt taaaaaaaaa aaacttttct 2160
gaatgcctac ctggcgggtg ataccaggca gtgtgccagt taaaaaagat gaaaaagaat 2220
aaaaactttt gaggaaaaaa aaaaaaaaaa aaaaaaaaaa aa 2262

```

&lt;210&gt; SEQ ID NO 30

&lt;211&gt; LENGTH: 4909

&lt;212&gt; TYPE: DNA

&lt;213&gt; ORGANISM: Homo sapiens

&lt;220&gt; FEATURE:

&lt;223&gt; OTHER INFORMATION: IL1R1 glucocorticoid receptor-responsive gene

&lt;400&gt; SEQUENCE: 30

```

tagacgcacc ctctgaagat ggtgactccc tctgagaag ctggaccctt tggtaaaaga 60
caaggccttc tccaagaaga atatgaaagt gttactcaga cttatttgtt tcatagctct 120
actgatttct tctctggagg ctgataaatg caaggaacgt gaagaaaaaa taattttagt 180
gtcatctgca aatgaaatg atgttcgtcc ctgtcctctt aacccaaatg aacacaaagg 240
cactataact tggataaag atgacagcaa gacacctgta tctacagaac aagcctccag 300
gattcatcaa cacaaagaga aactttggtt tgttcctgct aaggtggagg attcaggaca 360
ttactattgc gtggaagaa attcatctta ctgcctcaga attaaaaata gtgcaaaatt 420
tgtggagaat gagcctaact tatgttataa tgcacaagcc atatttaagc agaaactacc 480
cgttgacgga gacggaggac ttgtgtgcc ttatatggag ttttttaaaa atgaaaataa 540
tgagttacct aaattacagt ggtataagga ttgcaaacct ctacttcttg acaatataca 600
ctttagtgga gtcaaagata ggtcatcgt gatgaatgtg gctgaaaagc atagagggaa 660
ctatacttgt catgcatcct acacatactt gggcaagcaa tatcctatta cccgggtaat 720
agaatttatt actctagagg aaaacaaacc cacaaggcct gtgattgtga gccacgctaa 780
tgagacaatg gaagtagact tgggatocca gatacaattg atctgtaatg tcaccggcca 840
gttgagtgtg attgcttact ggaagtggaa tgggtcagta attgatgaag atgaccctgt 900
gctaggggaa gactattaca gtgtggaaaa tcttgcacaa aaaagaagga gtaccctcat 960
cacagtgtct aatatactcg aaattgaaag tagattttat aaacatccat ttacctgttt 1020
tgccaagaat acacatggta tagatgcagc atatatccag ttaatatatc cagtactctaa 1080
tttcagaag cacatgattg gtatatgtgt cacgttgaca gtcataattg tgtgttctgt 1140
tttcatctat aaaatcttca agattgacat tgtgctttgg tacagggatt cctgctatga 1200
ttttctccca ataaaagctt cagatggaaa gacctatgac gcatatatac tgtatccaaa 1260

```

-continued

---

gactgttggg gaagggctca cctctgactg tgatattttt gtgtttaaag tcttgccctga	1320
ggtcttgaa aaacagtgtg gatataagct gttcatttat ggaagggatg actacgttgg	1380
ggaagacatt gttgaggtca ttaatgaaa cgtaaagaaa agcagaagac tgattatcat	1440
tttagtcaga gaaacatcag gcttcagctg gctgggtggt tcatctgaag agcaaatagc	1500
catgtataat gctcttgctc aggatggaat taaagttgtc ctgcttgagc tggagaaaaat	1560
ccaagactat gagaaaatgc cagaatcgat taaattcatt aagcagaaac atggggctat	1620
ccgctggca ggggacttta cacagggacc acagtctgca aagacaaggt tctggaagaa	1680
tgtcaggtac cacatgccag tccagcgacg gtcaccttca tctaaacacc agttactgtc	1740
accagccact aaggagaaac tgcaaagaga ggctcacgtg cctctcgggt agcatggaga	1800
agttgccaa agttctttag gtgcctctg tcttatggcg ttgcaggcca ggttatgcct	1860
catgctgact tgcagagttc atggaatgta actatatcat cctttatccc tgaggtcacc	1920
tggaatcaga ttattaaggg aataagccat gacgtcaata gcagcccagg gcacttcaga	1980
gtagagggtc tgggaagatc ttttaaaaag gcagtaggcc cgggtgtggtg gctcacgcct	2040
ataatcccag cactttggga ggctgaagtg ggtggatcac cagaggtcag gagttcgaga	2100
ccagcccagc caacatggca aaacccatc tctactaaa atacaaaaat gagctaggca	2160
tggtggcaca cgctgtaat cccagctaca cctgagctg aggcaggaga attgcttga	2220
ccggggagac ggaggttgca gtgagccag tttgggccac tgcactctag cctggcaaca	2280
gagcaagact ccgtctcaaa aaaagggcaa taaatgccct ctctgaaatg ttgaaactgcc	2340
aagaaaaggc atggagacag cgaactagaa gaaagggcaa gaaggaaata gccaccgtct	2400
acagatggct tagttaagtc atccacagcc caagggcggg gctatgcctt gtctggggac	2460
cctgtagagt cactgaccct ggagcggctc tccctgagagg tgctgcaggc aaagtgagac	2520
tgacacctca ctgaggaagg gagacatatt cttggagaac tttccatctg cttgtathtt	2580
ccatacacat cccagccag aagttagtgt ccgaagaccg aattttatt tacagagctt	2640
gaaaactcac ttcaatgaac aaagggattc tccaggattc caaagttttg aagtcatctt	2700
agctttccac agggaggaga gaacttaaaa aagcaacagt agcagggaat tgatccactt	2760
cttaatgctt tcctccctgg catgaccatc ctgtcctttg ttattatcct gcattttacg	2820
tctttggagg aacagctccc tagtggtctc ctccgtctgc aatgtccctt gcacagccca	2880
cacatgaacc atccttccca tgatgcccct cttctgtcat cccgctcctg ctgaaacacc	2940
tcccaggggc tccacctgtt caggagctga agcccattgt tcccaccag catgtcactc	3000
ccagaccacc tcctgcctt gtccctccagc tccctctcgc tgtcctgctg tgtgaaatcc	3060
caggttggcc tgggtggccat gtcgctgccc cccagcactc ctctgtctct gctcttgctt	3120
cgacccttcc tcctcctttg cctaggaggc cttctcgcct tttctctagc tgatcagaat	3180
tttaccaaaa ttcagaacat cctccaattc cacagtctct gggagacttt ccctaagagg	3240
cgacttcctc tccagccttc tctctctggt caggccact gcagagatgg tggtagcac	3300
atctgggagg ctggtctccc tccagctgga attgctgctc tctgaggag aggctgtggt	3360
ggctgtctct gtcctcact gccttccagg agcaatttgc acatgtaaca tagatttatg	3420
taatgcttta tgtttaaaaa cattccccaa ttatcttatt taatttttgc aattattcta	3480
atztatata tagagaaagt gacctathtt ttaaaaaat cacactctaa gttctattga	3540

-continued

---

```

acctaggact tgagcctoca tttctggcct ctagctcggg gttctgagta cttgatttca 3600
ggtcaataac ggtccccct cactccacac tggcacggtt gtgagaagaa atgacatttt 3660
gctaggaagt gaccgagtct aggaatgctt ttattcaaga caccaaattc caaacttcta 3720
aatgttgaa ttttcaaaaa ttgtgttag attttatgaa aaactcttct actttcatct 3780
attctttccc tagaggcaaa ctttcttaa aatgtttcat tttcattaaa aatgaaagcc 3840
aaatttatat gccaccgatt gcaggacaca agcacagttt taagagtgt atgaacatgg 3900
agaggacttt tggtttttat atttctgta tttaatatgg gtgaacacca acttttattt 3960
ggaataataa ttttctcct aaacaaaaac acattgagtt taagtctctg actcttgctt 4020
ttccacctgc tttctcctgg gcccgctttg cctgcttgaa ggaacagtgc tgttctggag 4080
ctgctgttcc aacagacagg gcttagcttt catttgacac acagactaca gccagaagcc 4140
catggagcag ggatgtcacg tcttgaagaag cctattagat gttttacaaa ttaattttg 4200
cagattatth tagtctgtca tccagaaaat gtgtcagcat gcatagtgt aagaaagcaa 4260
gccaatthgg aaacttaggt tagtgacaaa attggccaga gagtgggggt gatgatgacc 4320
aagaattaca agtagaatgg cagctggaat ttaaggaggg acaagaatca atggataagc 4380
gtgggtggag gaagatccaa acagaaaagt gcaaagttat tccccatctt ccaagggttg 4440
aattctggag gaagaagaca cattcctagt tccccgtgaa cttcctttga cttattgtcc 4500
ccactaaaac aaaacaaaaa acttttaatg ccttccocat taattagatt ttcttgcaat 4560
ttttttatgg cattttttta aagatgccct aagtgttgaa gaagagtttg caaatgcaac 4620
aaaatattta attaccggtt gttaaaactg gtttagcaca atttatattt tcccctctctt 4680
gcctttctta tttgcaataa aaggtattga gccatttttt aaatgacatt tttgataaat 4740
tatgtttgta ctagtgtgat aaggagtttt ttttaacctg tttatataat tttgcagcag 4800
aagccaaatt tttgtatat taaagcacca aattcatgta cagcatgcat cacggatcaa 4860
tagactgtac ttattttcca ataaaatttt caaactttgt actgttaaa 4909

```

&lt;210&gt; SEQ ID NO 31

&lt;211&gt; LENGTH: 2210

&lt;212&gt; TYPE: DNA

&lt;213&gt; ORGANISM: Homo sapiens

&lt;220&gt; FEATURE:

&lt;223&gt; OTHER INFORMATION: BIN1 glucocorticoid receptor-responsive gene

&lt;400&gt; SEQUENCE: 31

```

cgcgccctc cctcctcgcg gacctggcgg tgccggcgcc cggagtggcc ctttaaaagg 60
cagcttatth tccggagggg gcgggcgggg ggcgcgacc gcggcctgag gcccgcccc 120
tccccctccc ctcctctgt ccccgctcg ctcgctggct agctcctgg ctcgctcgcc 180
cgtccggcgc acgctccgce tccgtcagtt ggctccgctg tcgggtgcgc ggcgtggagc 240
ggcagccggt ctggacgcgc ggcgggggct gggggctggg agcgcggcgc gcaagatctc 300
cccgcgagag agcgggccct gccaccgggc gaggcctcgc ccgcatggc agagatgggc 360
agtaaagggg tgacgggggg aaagatcgcc agcaacgtgc agaagaagct caccgcgagc 420
caggagaagg ttctccagaa gctggggaag gcagatgaga ccaaggatga gcagtttgag 480
cagtgcgtcc agaatttcaa caagcagctg acggagggca cccggctgca gaaggatctc 540
cggacctaac tggcctcogt caaagccatg cagaggctt ccaagaagct gaatgagtgt 600

```

-continued

---

```

ctgcaggagg tgtatgagcc cgattggccc ggcagggatg aggcaaaaa gatcgagag 660
aacaacgacc tgctgtggat ggattaccac cagaagctgg tggaccaggc gctgctgacc 720
atggacacgt acctgggcca gtccccgac atcaagtac gcattgcca gcgggggccc 780
aagctggtgg actacgacag tccccggcac cactacgagt cccttcaaac tgccaaaaag 840
aaggatgaag ccaaaattgc caaggccgag gaggagctca tcaaagccca gaagggttt 900
gaggagatga atgtggatct gcaggaggag ctgccgtccc tgtggaacag ccgctaggt 960
ttctacgtca acacgttoca gagcatcgcg ggcctggagg aaaacttcca caaggagatg 1020
agcaagctca accagaaact caatgatgtg ctggtcggcc tggagaagca acacgggagc 1080
aacaccttca cggtaaggc ccagcccaga aagaaaagta aactgttttc gcggctgccc 1140
agaaagaaga acagtgacaa cgcgcctgca aaaggaaca agagcccttc gcctccagat 1200
ggctcccctg ccgccacccc cgagatcaga gtcaaccacg agccagagcc ggccggcggg 1260
gccacgcccg gggccaccct cccaagtcc ccatctcagc cagcagaggc ctggagggtg 1320
gcggtggtgg ccaacctgc ggtggagcc caggagccag gggagacggc ggcaagtga 1380
gcagcctcca gctctcttc tgctgtcgtg gtggagacct tcccagcaac tgtgaatggc 1440
accgtggagg gcggcagtg ggcggggccc ttggacctgc cccaggttt catgttcaag 1500
gtacaggccc agcacgacta cacggccact gacacagacg agctgcagct caaggctggt 1560
gatgtggtgc tggatgccc cttccagaac cctgaagagc aggatgaagg ctggctcatg 1620
ggcgtgaagg agagcagctg gaaccagcac aaggagctgg agaagtgcg tggcgtcttc 1680
cccgagaact tcactgagag ggtcccatga cggcggggcc caggcagcct ccgggctgtg 1740
gaagaacacc tcctcccga aaatgtgtgg ttctttttt tgttttggtt tcgtttttca 1800
tcttttgaag agcaaaagga aatcaagagg agaccccag gcagaggggc gttctccca 1860
agattaggtc gttttccaaa gagccgctc ccggcaagtc cggcgggaatt caccagtggt 1920
cctgaagctg ctgtgtcctc tagttgagtt tctggcggcc ctgcctgtgc ccgatgtgt 1980
gcctggcccg agggcggggc tgggggctgc cgagccacca tgcttgcctg aagcttcggc 2040
cgcgccaccc gggcaagggt cctcttttc tggcagctgc tgtgggtggg gccagacac 2100
cagcctagcc tggctctgcc ccgacagcg tctgtgtgct gtttgaatat aaatcttagt 2160
gttcaaaaaca aaatgaaaca aaaaaaaaaat gataaaaact ctcaaaaaa 2210

```

```

<210> SEQ ID NO 32
<211> LENGTH: 4664
<212> TYPE: DNA
<213> ORGANISM: Homo sapiens
<220> FEATURE:
<223> OTHER INFORMATION: WIPF1 glucocorticoid receptor-responsive gene

<400> SEQUENCE: 32

```

```

gcagcctccc ggcgctgagc gcttttctc cccgcccggc tcagccctgc ggaccccggg 60
agaagtttcc cagaaaaaat gccagcgcg gcgccccgct gcggagtcgt ccggagccc 120
tgccgcatgt atcagcaaga ctggtgaacg cataactgcc caagatgctt gtcctcccc 180
ctccagcacc cccgcccgcc ccgacgtttg cactggccaa tacagagaag cctacctga 240
ataagacaga gcaggctggg agaaatgctc tcctttctga tatcagcaaa ggaagaaac 300
taaagaagac ggtcaccaat gacagaagtg caccaatact ggacaaaact aaaggagctg 360

```

-continued

---

gtgctggagg	cggtggtggt	ggctttggtg	gaggcggcgg	atttggcggg	ggaggtggtg	420
gcgaggcggg	tggaagtttt	ggagggggcg	gacctccagg	tctgggagga	ttgttccagg	480
ctggaatgcc	gaagctgaga	tccacggcca	acagggataa	tgattctgga	ggaagccgac	540
caccattggt	gccaccggga	ggaagatcca	catctgcgaa	acccttttca	cccccaagtg	600
gcccaggag	gtttcctgtg	ccttctccag	gccacagaag	tggtccccc	gagcctcaga	660
ggaaccgaat	gccgccccca	aggcccagcg	tgggctcaaa	gcctgatagc	attcctcctc	720
cagtacctag	tactccaaga	cccattcaat	caagtccgca	caaccggggg	tccccaccag	780
tgcccggagg	ccccaggcag	cccagccccg	ggcccactcc	tcccccttcc	cctggaacc	840
gcggcactgc	tttgggagga	ggctcaatac	gtcagtcccc	cttgagctcc	tcctcgcctc	900
tctccaaccg	gcctccccctg	cgcctacccc	ccagcagggc	cttggatgac	aaacccccctc	960
caccacctcc	tccagtgggc	aacaggccct	ccatccacag	ggaagcggtt	ccccctcctc	1020
ctcctcagaa	caacaagcct	ccagtgcctt	ccactccgcg	gccttcggcc	tcctcacagg	1080
ccccacctcc	gccgccacct	cccagcaggc	ccgggccgcc	tcctctgctc	ccaagttcca	1140
gcggaatga	cgaaacccca	agactcccac	agcggaatct	gtccctcagt	tcgtccacgc	1200
ccccgttacc	ttcgccagga	cgttcaggtc	ctcttctccc	cccgccagct	gagagacccc	1260
cacctccagt	gagggaccgc	ccaggccgat	caggccccct	cccaccacct	cctccagtaa	1320
gcagaaacgg	cagcacatct	cgggccctgc	ctgctacccc	tcagttgcca	tccaggagtg	1380
gagtagacag	tcccaggagt	ggccccaggc	ctccccctcc	tcctgatagg	cccagtgctg	1440
gggcacctcc	cccacctoca	ccatcaacat	ctattagaaa	tggettccaa	gactctccat	1500
gtgaagatga	gtgggaaagc	agattctact	tccatccgat	ttccgatttg	ccacctccag	1560
agccatatgt	acaaacgacc	aaaagttatc	ccagcaaaact	ggcaagaaac	gaaagccgga	1620
gtggatccaa	ccgaagagaa	aggggtgctc	caccactccc	tcccatcccc	aggtgatctt	1680
tgcttctctc	tctctaccca	agctcaagag	ctgcttctgt	tgctatctaa	gaactgcata	1740
ccctcctccc	tgcttctctc	cttgtgcctc	atgtatgggc	aggaggaaag	gtgggagggg	1800
gagtgggaat	atgctgtgtg	gggtgggaat	cggtaaagaa	tgcacctagc	ttttcatatt	1860
gtgtttatc	tccaggctat	tgcttgcctc	agctgcagcc	tgctgtgct	ggctgtggg	1920
gtcgataggc	ttttgtcgta	ataggcagag	atgacttgca	tcccagcttt	ccaccaacca	1980
aattcaaaaca	ttcactgctt	atgtgttaca	gactgtaatt	attaagttcc	ctgagagctg	2040
ttttctcccg	ttcctttttc	gcatgcttgg	cctcctctct	gtttctatga	accacagacc	2100
acctaagcaa	gctgctgagt	aagggctcac	tggaaacttg	cagtcacagg	atgtccaatc	2160
tttggcagtc	cgagcttggc	tctaggacag	agctgtccaa	tagaaatata	atgtgagccc	2220
catatacaat	ttttacatct	ctaataatct	ttaaacaagt	gaagttaata	tgcatacaaa	2280
atatttcaac	ctgtaatcaa	cataaaatct	taatgagata	ttttatatta	ttttttggta	2340
ctgaatcttc	aaaatccaga	gtgtatttta	cacttaccgc	acatctccat	tcagactagt	2400
cacattttta	agtgtcagct	agccacatgt	ggctgggtggc	tactggatta	gacagcacga	2460
gtctggaaga	tggaagctag	tgcagaaacc	tcttgtttaa	aaaacaaaa	aggcaagatg	2520
ggcttgagcg	attcaagagg	caactaaaa	taaaattagg	accagcacc	ttgtttgaca	2580
cacagtttga	ccttcgattt	tcctccotta	acttccctct	tcccttaata	tctgtataca	2640

-continued

---

```

agtgttgctt caaagtacca aggtcagaaa ttgattcagt acggtttact aaagtcattg 2700
ggaataaagc cattggaac aaatgaaag cctgtcggga cttctgggct cagaaccagc 2760
tggctcacgc actccacttg tcagctggac ttctgccttg tgaatggaa gcagcctttg 2820
ttcctttctg gctgagcaag ctectgagc tgggagagac taggaaggct tggtaggag 2880
ggaaaaaagt caggaaaaga tatcaaatca gaaacatgga agaagaaggg aaccgatttg 2940
agttgggtgg caaaactcta aaaatctaaa tctgatgctt atgtaagggt tgagcgaatt 3000
agggagattg ctagtggaaa ttggaggaa tttgttttgc atcatttgc taggatctat 3060
gcaaatatag ctccactaaa ggaccatagg gaagagccag ccttgccttt tcttatatga 3120
ttttgtttac aaaattttac tgggactttt aaatctagct atagagttgg gaaaaaat 3180
ttccacttag atattttaca tggttttgt taaaattacc attacttgt ttttaaaac 3240
acatgaccac atatgtatat gtatatctac ctaaacattg tatcatggtt tcagtatgtt 3300
attcatgtat tactgggaga tgctaccaag aaaccaacc aaagaaaatt ctgaaaaata 3360
catttctatt tatagaataa atgtttcatt tatataaaag caaagaact tagagttcta 3420
ataaatggga tgtctaataa attatgaagt tactgatttg aatatattat atttttataa 3480
cttccttgcc aaagtctga tttagtacat tagagaacct gtgtttctct tctcctctac 3540
cattcatctc tctccatac agtcatttgg gctttttact caaagagaat caagaataa 3600
taaggtataa caagcttggc aaagtgttg ctttttaaaa aaaaattttt ttaatctcta 3660
gcagtttggg aatttagcag catcatttat ttgggattct tttatctgat ttcaacagt 3720
aaaaacatcc ctatgataaa gctaatagac ccatttcaca aaagatggaa ttgcccctc 3780
ctagaaaata tgacggagaa aagtctgact cagagaaagt gagtctgaat tttataagg 3840
gtagtaagaa ttggacaatt cctttgcata tctgaacttg gcaggtagc ttctaaatct 3900
gaaacagggt gatagctcaa agttgccatt catccagaat agattgtttt agaatgtagt 3960
gtttaagtga ctgtttcatt aatacaccta caccctttct ttgaaagttt gcaaccta 4020
tgcatctaaa actatgaata agttctgttg taaaatctta aactatggaa aattcaaaa 4080
atgaattttt ctccctgaa atcagagctt acatgtgtgt tttttataa cattttcaga 4140
taaatgtatt caacatgtaa tacagtattt taacattcac ctctattttt atattgaaat 4200
gtattacagt attaaaactc agtgttcagt atttatttca ctatgcattt tatttagtaa 4260
aagccaggag aatgttttaa tccaatggtg ccttactttg tgatttaaaa gaaatcaact 4320
ttttttatg tctaagtagt agattatttg catatttgta aaaactgtta ggtctttata 4380
ttttaaagt taataccagt tttgttattt tagtagcaga aatgggatga ttgttaaagt 4440
tccccaaaaa tgttggcatg aaattaattt ttccctcctt atagtcaagg accgtagagg 4500
aagaaaaact ttttttcat accatgcact atgtaaacag acacattttg ctatctgtgt 4560
catcaggata gtgtaagtgg taggtagag actaccctag acatctgcat ctttgaagt 4620
tagccagaca ataaagaaaa gcagaatgaa aaaaaaaaaa aaaa 4664

```

&lt;210&gt; SEQ ID NO 33

&lt;211&gt; LENGTH: 1166

&lt;212&gt; TYPE: DNA

&lt;213&gt; ORGANISM: Homo sapiens

&lt;220&gt; FEATURE:

&lt;223&gt; OTHER INFORMATION: TPPI glucocorticoid receptor-responsive gene

-continued

&lt;400&gt; SEQUENCE: 33

```

attcccaact gccagtgatc tctgaagccg actctgagge tccctctttg ctctaacaga    60
cagcagcgac tttagggtgg ataatagtca aattcttacc tcgctctttc actgctagta    120
agatcagatt gcgtttcttt cagttactct tcaatcgcca gtttcttgat ctgcttctaa    180
aagaagaagt agagaagata aatcctgtct tcaatacctg gaaggaaaaa caaaataacc    240
tcaactccgt tttgaaaaaa acattccaag aactttcatc agagatttta cttagatgat    300
ttacacaatg aagaaagtac atgcactttg ggcttctgta tgectgctgc ttaatcttgc    360
ccctgccctt cttaatgctg attctgagga agatgaagaa cacacaatta tcacagatac    420
ggagttgcca ccaactgaac ttatgcattc attttgtgca ttcaaggcgg atgatggccc    480
atgtaaagca atcatgaaaa gatttttctt caatattttc actcgacagt gcgaagaatt    540
tatatatggg ggatgtgaag gaaatcagaa tcgatttgaa agtctggaag agtgcaaaaa    600
aatgtgtaca agagataatg caaacaggat tataaagaca acattgcaac aagaaaaagcc    660
agattttctg tttttggaag aagatcctgg aatatgtcga ggttatatta ccaggtattt    720
ttataacaat cagacaaaac agtgtgaacg tttcaagtat ggtggatgcc tgggcaatat    780
gaacaathtt gagacactgg aagaatgcaa gaacatttgt gaagatggtc cgaatggttt    840
ccagtggtat aattatggaa cccagctcaa tgctgtgaat aactccctga ctccgcaatc    900
aaccaaggtt cccagccttt ttgttacaaa agaaggaaca aatgatgggt ggaagaatgc    960
ggctcatatt taccaagtct ttctgaacgc cttctgcatt catgcatcca tgttctttct   1020
aggattggat agcatttcat gctatgtta atatttgtgc ttttggcatt tcettaatat   1080
ttatatgtat acgtgatgcc tttgatagca tactgctaataaagtttttaa tatttcatg   1140
catagtaaaa aaaaaaaaaa aaaaaa                                     1166

```

&lt;210&gt; SEQ ID NO 34

&lt;211&gt; LENGTH: 8449

&lt;212&gt; TYPE: DNA

&lt;213&gt; ORGANISM: Homo sapiens

&lt;220&gt; FEATURE:

&lt;223&gt; OTHER INFORMATION: FN1 glucocorticoid receptor-responsive gene

&lt;400&gt; SEQUENCE: 34

```

gccccgcgcg gctgtgtgct acaggggggag gagaggggaac cccagggcgcg agcgggaaga    60
ggggacctgc agccacaact tctctgggtcc tctgcatccc ttctgtccct ccaccggtcc   120
ccttccccac cctctggccc ccaccttctt ggagggcaca acccccggga ggcattagaa   180
gggatttttc ccgaggttg cgaagggaag caaacttggg ggcaacttgc ctcccgggtc   240
ggggtctctt cccccaccgt ctcaacatgc ttaggggtcc ggggcccggg ctgctgctgc   300
tggccgtcca gtgcctgggg acagcgggtc cctccacggg agcctcgaag agcaagaggc   360
aggctcagca aatggttcag cccagtccc cgggtggctgt cagtcaaagc aagcccgggt   420
gttatgacaa tggaaaacac tatcagataa atcaacagtg ggagcggacc tacctaggca   480
atgcgttggg ttgtacttgt tatggaggaa gccgaggttt taactgctgag agtaaacctg   540
aagctgaaga gacttgtctt gacaagtaca ctgggaacac ttaccgagtg ggtgacactt   600
atgagcgtcc taaagactcc atgatctggg actgtacctg catcggggct gggcgagggg   660
gaataagctg taccatcgca aaccgctgcc atgaaggggg tcagtcctac aagattggtg   720

```

---

-continued

---

acacctggag gagaccacat gagactggg gttacatggt agagtgtgtg tgtcttggtg 780  
atggaaaagg agaattggacc tgcaagccca tagctgagaa gtgttttgat catgctgctg 840  
ggacttccta tgtggcgga gaaacgtggg agaagcccta ccaaggctgg atgatggtag 900  
attgtacttg cctgggagaa ggcagcggac gcateacttg cacttctaga aatagatgca 960  
acgatcagga cacaaggaca tcctatagaa ttggagacac ctggagcaag aaggataatc 1020  
gaggaaacct gctccagtgc atctgcacag gcaacggccg aggagagtgg aagtgtgaga 1080  
ggcacacctc tgtgcagacc acatcgagcg gatctggccc ctteaccgat gttcgtgcag 1140  
ctgtttacca accgcagcct cccccagc ctccctcccta tggccactgt gtcacagaca 1200  
gtggtgtggt ctactctgtg gggatgcagt ggctgaagac acaaggaaat aagcaaatgc 1260  
tttgcactg cctgggcaac ggagtcagct gcccaagagac agctgtaacc cagacttacg 1320  
gtggcaactc aaatggagag ccattgtgtc taccattcac ctacaatggc aggacgttct 1380  
actcctgcac cacagaaggc cgacaggacg gacatctttg gtgcagcaca acttcgaatt 1440  
atgagcagga ccagaaatac tctttctgca cagaccacac tgttttggtt cagactcgag 1500  
gaggaaatc caatggtgac ttgtgccact tccccttctc atacaacaac cacaattaca 1560  
ctgattgcac ttctgagggc agaagagaca acatgaagtg gtgtgggacc acacagaact 1620  
atgatgccga ccagaagttt gggttctgac ccattggtgc ccacaggaa atctgcacaa 1680  
ccaatgaagg ggtcatgtac cgcattggag atcagtgga taagcagcat gacatgggtc 1740  
acatgatgag gtgcacgtgt gttgggaatg gtcgtgggga atggacatgc attgcctact 1800  
cgcagcttgc agatcagtc attggtgatg acatcactta caatgtgaac gacacattcc 1860  
acaagcgtca tgaagagggg cacatgctga actgtacatg ctccggtcag ggtcggggca 1920  
ggtggaagtg tgatcccgtc gaccaatgcc aggattcaga gactgggacg ttttatcaaa 1980  
ttggagattc atgggagaag tatgtgcatg gtgtcagata ccagtgtac tgctatggcc 2040  
gtggcattgg ggagtggcat tgccaacctt tacagacctc tccaagctca agtggctctg 2100  
tcgaagtatt tactactgag actccgagtc agcccaactc ccacccatc cagtggaatg 2160  
caccacagcc atctcacatt tccaagtaca ttctcaggtg gagacctaaa aattctgtag 2220  
gccgttgaa ggaagctacc ataccaggcc acttaaacctc ctacaccatc aaaggcctga 2280  
agcctggtgt ggtatacgag ggcagactca tcagcatcca gcagtacggc caccaagaag 2340  
tgactcgtt tgacttcacc accaccagca ccagcacacc tgtgaccagc aacaccgtga 2400  
caggagagac gactcccttt tctcctcttg tggccacttc tgaatctgtg accgaaatca 2460  
cagccagtag ctttgtggtc tctgggtct cagcttccga caccgtgtcg ggattccggg 2520  
tggaatatga gctgagtgag gagggagatg agccacagta cctggatctt ccaagcacag 2580  
ccacttctgt gaacatccct gacctgctc ctggccgaaa atacattgta aatgtctatc 2640  
agatatctga gtagggggag cagagtttga tcctgtctac ttcacaaaca acagcgcctg 2700  
atgccctcc tgaccgact gtggaccaag ttgatgacac ctcaattggt gttcgtgga 2760  
gcagacccca ggctcccatc acagggtaca gaatagtcta ttcgccatca gtagaaggta 2820  
gcagcacaga actcaacctt cctgaaactg caaacctcgt caccctcagt gacttgcac 2880  
ctggtgttca gtataacatc actatctatg ctgtggaaga aaatcaagaa agtacacctg 2940  
ttgtcattca acaagaaacc actggcacc cagctcaga tacagtgcc tctccaggg 3000

-continued

---

acctgcagtt	tgtggaagtg	acagacgtga	aggtcacat	catgtggaca	cgccctgaga	3060
gtgcagtgac	cggtacogt	gtggatgtga	tccccgtcaa	cctgectggc	gagcacgggc	3120
agaggctgcc	catcagcagg	aacacctttg	cagaagtcaac	cgggctgtcc	cctgggggtca	3180
cctattactt	caaagtcttt	gcagtgagcc	atgggagggg	gagcaagcct	ctgactgctc	3240
aacagacaac	caactggat	gctcccacta	acctccagtt	tgtcaatgaa	actgattcta	3300
ctgtcctggt	gagatggact	ccacctcggg	cccagataac	aggataccga	ctgacctggg	3360
gccttaccog	aagaggacag	cccaggcagt	acaatgtggg	tcctctgtc	tccaagtacc	3420
cactgaggaa	tctgcagcct	gcactctgagt	acaccgtatc	cctcgtggcc	ataaagggca	3480
accaagagag	ccccaaagcc	actggagctc	ttaccacact	gcagccctggg	agctctattc	3540
caccttacia	caccgagggt	actgagacca	ccattgtgat	cacatggacg	cctgctccaa	3600
gaattggttt	taagctgggt	gtacgaccaa	gccagggagg	agaggacca	cgagaagtga	3660
cttcagactc	aggaagcatc	gttgtgtccg	gcttgactcc	aggagtagaa	tacgtctaca	3720
ccatccaagt	cctgagagat	ggacagggaa	gagatgcgcc	aattgtaaac	aaagtgggtga	3780
caccattgtc	tccaccaaca	aacttgcac	tggaggcaaa	ccctgacact	ggagtgtctc	3840
cagtctcctg	ggagaggagc	accaccccag	acattactgg	ttatagaatt	accacaaccc	3900
ctacaacag	ccagcagggg	aattctttgg	aagaagtggg	ccatgctgat	cagagctcct	3960
gcacttttga	taacctgagt	cccggcctgg	agtacaatgt	cagtgtttac	actgtcaagg	4020
atgacaagga	aagtgtccct	atctctgata	ccatcatccc	agctgttccct	cctcccactg	4080
acctgcgatt	caccaacatt	ggtccagaca	ccatgctgt	cacctgggct	ccaccccat	4140
ccattgattt	aaccaacttc	ctggtgcggt	actcacctgt	gaaaaatgag	gaagatggtg	4200
cagagtgtgc	aatttctcct	tcagacaatg	cagtggctct	aacaaatctc	ctgcctggta	4260
cagaatatgt	agtgagtgct	tccagtgtct	acgaacaaca	tgagagcaca	cctcttagag	4320
gaagacagaa	aacaggtctt	gattccocaa	ctggcattga	ctttctgat	attactgcca	4380
actcttttac	tgtgcaactg	attgctctc	gagccaccat	cactggctac	aggatccgcc	4440
atcatcccga	gcacttcagt	gggagacctc	gagaagatcg	gggtccccac	tctcggaatt	4500
ccatcacctc	caccaacctc	actccaggca	cagagtatgt	ggtcagcatc	gttgctctta	4560
atggcagaga	ggaaagtccc	ttattgattg	gccaacaatc	aacagtttct	gatgttccga	4620
gggacctgga	agttgttget	gagaccccca	ccagcctact	gatcagctgg	gatgctctg	4680
ctgtcacagt	gagatattac	aggatcactt	acggagagac	aggaggaaat	agccctgtcc	4740
aggagttoac	tgtgcctggg	agcaagtcta	cagctaccat	cagcggcctt	aaacctggag	4800
ttgattatac	catcactgtg	tatgctgtca	ctggccgtgg	agacagcccc	gcaagcagca	4860
agccaatttc	cattaattac	cgaacagaaa	ttgacaaaac	atcccagatg	caagtgaccg	4920
atgttcagga	caacagcatt	agtgtcaagt	ggctgccttc	aagttccctt	gttactggtt	4980
acagagtaac	cacctctccc	aaaaatggac	caggaccaac	aaaaactaaa	actgcaggtc	5040
cagatcaaac	agaaatgact	attgaaggct	tgcagcccac	agtgaggat	gtgggttagtg	5100
tctatgctca	gaatccaagc	ggagagagtc	agcctctggg	tcagactgca	gtaaccaaca	5160
ttgatcgcct	taaaggactg	gcattcactg	atgtggatgt	cgattccatc	aaaattgctt	5220
gggaaagccc	acaggggcaa	gtttccaggt	acagggtgac	ctactcgagc	cctgaggatg	5280

---

-continued

---

gaatccatga gctattccct gcacctgatg gtgaagaaga cactgcagag ctgcaaggcc 5340  
tcagaccggg ttctgagtac acagtcagtg tggttgcctt gcacgatgat atggagagcc 5400  
agcccctgat tggaaaccag tccacagcta ttctgcacc aactgacctg aagttcactc 5460  
aggteacacc cacaagcctg agcgcaccagt ggacaccacc caatgttcag ctcactggat 5520  
atcgagtgcg ggtgaccccc aaggagaaga ccggaccaat gaaagaaatc aaccttgctc 5580  
ctgacagctc atccgtggtt gtatcaggac ttatggtggc caccaaatat gaagtgagtg 5640  
tctatgctct taaggacact ttgacaagca gaccagctca gggagttgtc accactctgg 5700  
agaatgtcag cccaccaaga agggctcgtg tgacagatgc tactgagacc accatcacca 5760  
ttagctggag aaccaagact gagacgatca ctggcttcca agttgatgcc gttccagcca 5820  
atggccagac tccaatccag agaaccatca agccagatgt cagaagctac accatcacag 5880  
gtttacaacc aggcactgac tacaagatct acctgtacac cttgaatgac aatgctcgga 5940  
gctcccctgt ggtcatcgac gcctccactg ccattgatgc accatccaac ctgctttcc 6000  
tggccaccac acceaattcc ttgctggtat catggcagcc gccacgtgcc aggattaccg 6060  
gctacatcat caagtatgag aagcctgggt ctctcccag agaagtggc cctcgcccc 6120  
gccctggtgt cacagaggct actattactg gcctggaacc gggaaaccgaa tatacaattt 6180  
atgtcattgc cctgaagaat aatcagaaga gcgagcccct gattggaagg aaaaagacag 6240  
acgagcttcc ccaactggta acccttccac accccaatct tcatggacca gagatcttgg 6300  
atgttccttc cacagtcaa aagaccctt tcgtcaccca ccctgggtat gacactggaa 6360  
atggtattca gcttcctggc acttctggtc agcaaccag tgttgggcaa caaatgatct 6420  
ttgaggaaca tggttttagg cggaccacac cgcccacaac ggccaccccc ataaggcata 6480  
ggccaagacc ataccgccc aatgtaggac aagaagctct ctctcagaca accatctcat 6540  
gggccccatt ccaggacact tctgagtaca tcatttcatg tcatcctgtt ggcactgatg 6600  
aagaaccctt acagttcagg gttcctggaa cttctaccag tgccactctg acaggcctca 6660  
ccagagggtc cacctacaac atcatagtgg aggcactgaa agaccagcag aggcataagg 6720  
ttcgggaaga ggttgttacc gtgggcaact ctgtcaacga aggettgaac caacctacgg 6780  
atgactcgtg ctttgacccc tacacagttt cccattatgc cgttggagat gagtgggaac 6840  
gaatgtctga atcaggcttt aaactggtt gccagtgctt aggetttgga agtggtcatt 6900  
tcagatgtga ttcatctaga tggtgccatg acaatggtgt gaactacaag attggagaga 6960  
agtgggaccg tcagggagaa aatggccaga tgatgagctg cacatgtctt gggaaacggaa 7020  
aaggagaatt caagtgtgac cctcatgagg caacgtgta tgatgatggg aagacatacc 7080  
acgtaggaga acagtggcag aaggaatctc tcggtgccat ttgctcctgc acatgctttg 7140  
gaggccagcg gggctggcgc tgtgacaact gccgcagacc tgggggtgaa cccagtcccg 7200  
aaggcactac tggccagtcc tacaaccagt attctcagag ataccatcag agaacaaca 7260  
ctaattgtaa ttgcccaatt gagtgttca tgcctttaga tgtacaggct gacagagaag 7320  
attcccgaga gtaaatcatc tttccaatcc agaggaacaa gcatgtctct ctgccaaagat 7380  
ccatetaaac tggagtgatg ttagcagacc cagcttagag ttcttcttcc tttcttaagc 7440  
cctttgctct ggaggaagtt ctccagcttc agctcaactc acagcttctc caagcatcac 7500  
cctgggagtt tcctgagggt tttctcataa atgagggtg cacattgctt gttctgcttc 7560

-continued

---

```

gaagtattca ataccgctca gtattttaaa tgaagtgatt ctaagatttg gtttgggatc 7620
aataggaaaag catatgcagc caaccaagat gcaaatgttt tgaaatgata tgacccaaaat 7680
ttaagttagg aaagtcaccc aaacacttct gctttcactt aagtgtctgg cccgcaatac 7740
tgtaggaaca agcatgatct tgttactgtg atattttaaa tatccacagt actcactttt 7800
tccaaatgat cctagtaatt gctagaaat atctttctct tacctgttat ttatcaattt 7860
ttcccagtat ttttatacgg aaaaaattgt attgaaaaca cttagtatgc agttgataag 7920
aggaatttgg tataattatg gtgggtgatt attttttata ctgtatgtgc caaagcttta 7980
ctactgtgga aagacaactg ttttaataaa agatttacct tccacaactt gaagttcac 8040
tatttgatat aagacacctt cgggggaaat aattcctgtg aatattcttt ttcaattcag 8100
caaacatttg aaaatctatg atgtgcaagt ctaattgttg atttcagtac aagattttct 8160
aaatcagttg ctacaaaaac tgattggttt ttgtcacttc atctcttcac taatggagat 8220
agctttacac tttctgcttt aatagattta agtggacccc aatatttatt aaaattgcta 8280
gtttaccggt cagaagtata atagaataaa tctttagtgt ctcttttcta accattgtaa 8340
ttcttcctt cttccctoca cctttccttc attgaataaa cctctgttca aagagattgc 8400
ctgcaagggg aataaaaatg actaagatat taaaaaaaa aaaaaaaaa 8449

```

&lt;210&gt; SEQ ID NO 35

&lt;211&gt; LENGTH: 4625

&lt;212&gt; TYPE: DNA

&lt;213&gt; ORGANISM: Homo sapiens

&lt;220&gt; FEATURE:

&lt;223&gt; OTHER INFORMATION: FAM134A glucocorticoid receptor-responsive gene

&lt;400&gt; SEQUENCE: 35

```

agcgcctccgc agtcacgtga cgctcgtecg caacctctgc tgtcctccgc ggcgccccct 60
tccgcctgac ggcgccccgg cggcggccgc gcagccctgg ctctctcggg gctcggggcg 120
cggctgcggc ggggctatgg cgagcggcgg tggcgggggt aacctggcg cgggtggggg 180
gccggggatg ggctgagcc tgggctggg tctgggtctg agcctaggca tgagtgaggc 240
caccagttag gcagaggagg aggcggccac ggcgaggcgt gtgggacgcc tggccacgac 300
gctgtggctg cggctccgcg gctgggaggc ggtgctggcg gcggcgcagc ggttgctggt 360
gtgggagaag ccgctgcaca gcttggtcac ggcggcccgc ctcaacggcc tcttctggtt 420
gctgtcttcc tegtccctcc ggcccttctt cctactcagc gtctcacttt tggcctattt 480
tctgctggat ctctggcagc ctgcctttct ccctgacgtt tcagcatcat ccccagagga 540
gccacactct gacagttagg gtgcgggggtc aggcgccccg ccgcacctgc tgagtgtgcc 600
cgagttgtgc agatacctgg ctgagagctg gctcaacttc cagattcacc tgcaggagct 660
gctgcagtac aagaggcaga atccagctca gttctgcgtt cgagtctgct ctggctgtgc 720
tgtgttgget gtgttgggac actatgttcc agggattatg atttctaca ttgtcttgtt 780
gagtatcctg ctgtggcccc tgggtggtta tcatgagctg atccagagga tgtacactcg 840
cctggagccc ctgctcatgc agctggacta cagcatgaag gcagaagcca atgccctgca 900
tcacaaacac gacaagagga agcgtcaggg gaagaatgca cccccaggag gtgatgagcc 960
actggcagag acagagagtg aaagcgaggc agagctggct ggcttctccc cagtgggtga 1020
tgtgaagaaa acagcatttg ccttgccat tacagactca gagctgtcag atgaggaggc 1080

```

-continued

---

ttctatcttg gagagtggg gcttctccgt atccccggcc acaactccgc agctgactga	1140
tgtctccgag gatttgacc agcagagcct gccaaagtga ccagaggaga ccctaagccg	1200
ggacctaggg gagggagagg agggagagct ggccccccc gaagacctac taggcctgcc	1260
tcaagctctg tcaaggcaag ccttgactc ggaggaagag gaagaggatg tggcagtaa	1320
ggaaaccttg ttgcggctct catccccct ccaactttgtg aacacgcact tcaatggggc	1380
agggcccccc ccagatggag tgaatgctc ccttgaggga ccagtggaga cactgagccc	1440
cgagacagtg agtggggccc tcaactgctc gcccgccacc ctgtcacctc cactttgctt	1500
tgttggaaagt gacctagccc cctccccctc cattctccca cctgttcccc aggactcacc	1560
ccagccccctg cctgccccctg aggaagaaga ggcaactcacc actgaggact ttgagttgct	1620
ggatcagggg gagctggagc agctgaatgc agagctgggc ttggagccag agacaccgcc	1680
aaaacccccct gatgctccac ccttggggcc cgacatccat tctctggtac agtcagacca	1740
agaagctcag gccgtggcag agccatgagc cagccgttga ggaaggagct gcaggcacag	1800
tagggcctcc tggetaggag tgttctgtt tctctctttg cctaccactc tgggggtggg	1860
cagtgtgtgg ggaagctggc tgtcggatgg tagctattcc accctctgcc tgcctgctg	1920
cctgctgtcc tgggcatggg gcagtaacctg tgcctaggat tggttttaaa tttgtaata	1980
atthtccatt tgggttagtg gatgtgaaca gggctagggg agtccctccc acagcctgcg	2040
cttgccctccc tgcctcatct ctattctcat tccactatgc cccaagccct ggtggtctgg	2100
ccctttcttt ttcctcctat cctcagggac ctgtgctgct ctgccctcat gtcccacttg	2160
gttgttttagt tgaggcaact tataatthtt ctcttctctt gtgttccctt ctgctttatt	2220
tccttctgtg tccctgtcct tagcagctca accccatcct ttgccagctc ctccatccc	2280
gtgggcactg gccaaagctt agggaggctc ctggtctggg aagtaaagag taaacctggg	2340
gcagtggggtc agggcagtag ttacactctt aggtcactgt agtctgtgta accttcactg	2400
catccttgcc ccattcagcc cggcctttca tgatgcagga gagcagggat cccgcagtac	2460
atggcgccag cactggaggt ggtgagcatg tgcctctctc tgagattagg agcttccctt	2520
ctgctcctct ggggatcca agtgtagtgg gacccccac tagggctcagg aagtggacac	2580
taacatctgt gcagggttg acttgaaaaa taaagtgttg attggctaga actgctgcct	2640
ccctgactgt gagctgcctt ccacacctg cactgcactg tgttctctcc tcacccttaa	2700
cctgcttccac tccagtctgt tctggctggt tattaacctg ttgcaaaaca gggccgaagc	2760
aaggattacc ttgacaacc tagcttctcc ttagccatct tccctgacag tgtgatctgt	2820
ttagttagat tttagcatgt tgaataaagt atatgcagga ggaaattgct ttgtcttccc	2880
aatcggtaga aatcggggac cataaaaatt gtgttttacc atgtggccta caacctaac	2940
actgctttct taagaagtct tcaccatct acatgctaac aactcaactca gcctggattt	3000
atctttactg gggagccaa acaagcaata gaggacctt acctgtgtta gaaatgagtt	3060
ggagccaagg aacctgaag aaatagtatc ttaacagtta ctgagtcacat tgtatgtgct	3120
tggctctgct ctgagtgatt tatatgtatt aagatthttc ctcacaggtc agatataac	3180
tgttactaac ttcattttat agacagggtta agcttctga agggcacagg tcccagtaa	3240
ttgtggagcc agaaccctaaa cccaagaagt tttggcttca gcaaatgcat cagacagccc	3300
ctgtccatta atagggcaca ggtaggaaga tgcacaagga tgtgggaact atagagaacc	3360

-continued

---

```

aatctgatgc cttggcttaa caaagagtgg acatggcaag ccttctctt tggggaagaa 3420
aagcccagaa ctgagcagat ggccctcctt atgagttcat gtctccgcc ttcagctgga 3480
ggtaccatat ggcgatgcta cctgtcttct tgctggaggt accatatggt aatgctgcct 3540
ggctgtctgc tggaggtacc atatggtaat gctgcctgtc tttctgaggt tgacttttat 3600
gccatgtctt tcctaagtgt gtaagaattt ttctgtttgc ttcacatttg actgagaatc 3660
attctagggt ttgattgagc cctctgtcctg tgccactaaa ggaactcgaa cttttcatca 3720
cttagagatt tcagagggga atggaaaaac agttctaate aataagcaag caattcaaga 3780
aaaatagaat taatcaggca atgactgcaa catgtcctat ctttaactca ttttcttatt 3840
aagcttggac attgacaata gaaccagaag cttgtagctg gatcaaaata ttctccatag 3900
gcctggaggt tcatgagggg ctattctttt gttgttgggt ttttggtttt ttgttttttg 3960
tgggtttttt tttttttttt tttgagacgg agtcttgttc tggtgcccag gctggagtg 4020
aatggtgcag tcttgggtca ctgcaacctc tgcctcccag gttcaaaaca ttctcctgcc 4080
tcagccgtcc aagtagctgg gattacaggt gcatgccacg atgcctggct attttttgta 4140
tttttagtag aggtgggggt tcaccatggt gccagggctg gtctcgaact cctgacctca 4200
ggtgattcac ccacctggc ctcctcaagt gctgggatta caggtgtgag ccacggcgcc 4260
cagcctcatg aggtctctatt ctttacatc accatggctt gatggttgct acatgtttgt 4320
ctatgatttt tttttctat tatcaggtgt cttggccgtt tcatgcccc cgatgaaagg 4380
gccagaggtt ttcatatgag taaaagaaaa aagcagaaat gtgaaaccta caattaggct 4440
aaacaaaaat caactggaaa agtacaggct gaggggagaa gagttggcta catgtttatg 4500
ttaggggagg agggagtaca ttttagctat gtattcaaac agctaatagt ttaatgttg 4560
tgcttataaa cttaatttta ggctgcatta ataaaagtgt agtctccaaa aaaaaaaaa 4620
aaaaa 4625

```

&lt;210&gt; SEQ ID NO 36

&lt;211&gt; LENGTH: 7556

&lt;212&gt; TYPE: DNA

&lt;213&gt; ORGANISM: Homo sapiens

&lt;220&gt; FEATURE:

&lt;223&gt; OTHER INFORMATION: NR1P1 glucocorticoid receptor-responsive gene

&lt;400&gt; SEQUENCE: 36

```

gcagggcctc tcgcggaacc agcctgacgg agccggaggc tgggagccgc ggcggcctgg 60
ggaagtgttt ggattgtgag ctatttcaga actgttctca ggactcatta ttttaacatt 120
tgggagaaaac acagccagaa gatgcacact tgactgaagg aggacagga atctgaagac 180
tccggatgac atcagagcta cttttcaaca gccttctcaa ttttcttct cagaaagcag 240
aggctcagag cttggagaca gacgaacct gatatttgca tttaatggg aacaaaagat 300
gaagaaggaa aaggaatata ttcactaagg attctatctg cttactgcta cagacctatg 360
tgtaaggaa ttcttctcct cctccttgcg tagaagttga tcagcaactg ggtcagactg 420
catttatctt gtcattgcca gaagaaatct tggacagaat gtaacagtac gtctctctct 480
gattgcatg gaaggtgata aactgatact cttttattaa agttacatg cactcaccac 540
agaaaacat tctttaaagt gaatagaaac caagcccttg tgaacacttc tattgaacat 600
gactcatgga gaagagcttg gctctgatgt gcaccaggat tctattgttt taacttacct 660

```

-continued

---

agaaggatta ctaatgcac aggcagcagg gggatcaggt actgocgttg aaaaaagt	720
tgctgggcat aatgaagagg atcagaactt taacatttct ggcagtgcac ttcccactg	780
tcaaagtaat ggtccagttc tcaatacaca tacatatcag gggctctggca tgctgcacct	840
caaaaaagcc agactgttg agtcttctga ggactggaat gcagcaaagc ggaagaggt	900
gtctgattct atcatgaatt taaacgtaa gaaggaagct ttgctagctg gcatggttga	960
cagtgtgctt aaaggcaaac aggatagcac attactggcc tctttgcttc agtcattcag	1020
ctctaggctg cagactgttg ctctgtcaca acaaatcagg cagagcctca aggagcaagg	1080
atatgccctc agtcatgatt ctttaaaagt ggagaaggat ttaaggtgct atggtgttgc	1140
atcaagtcac ttaaaaactt tgttgaagaa aagtaaagtt aaagatcaa agcctgatac	1200
gaatcttctt gatgtgacta aaaacctcat cagagatagg tttgcagagt ctctcatca	1260
tgttggacaa agtggacaa aggtcatgag tgaaccgttg tcatgtgctg caagattaca	1320
ggctgttga agcatggtgg aaaaaaggc tagtctgccc acctcaccta aacctagtgt	1380
tgcttgtagc cagttagcat tacttctgtc aagcgaagcc catttgagc agtattctcg	1440
agaacacgct ttaaaaagc aaaatgcaa tcaagcagca agtgaaagac ttgctgctat	1500
ggccagattg caaaaaatg gccagaagga tgttggcagt taccagctcc caaaaggaat	1560
gtcaagccat cttaatggc aggcaagaac atcatcaagc aaactgatgg ctagcaaaag	1620
tagtgctaca gtgtttcaaa atccaatggg tatcattctt tcttccccta aaaatgcagg	1680
ttataagaac tcaactggaaa gaaacaatat aaaacaagct gctaacaata gtttgctttt	1740
acatcttctt aaaagccaga ctatacctaa gccaatgaat ggacacagtc acagtgagag	1800
aggaagcatt tttgaggaaa gtagtacacc tacaactatt gatgaatatt cagatacaa	1860
tcctagtttt acagatgaca gcagtggtga tgaaagtctt tattccaact gtgttcccat	1920
agactgtct tgcaaacacc gaactgaaaa atcagaatct gaccaacctg tttccctgga	1980
taacttcaat caatccttgc taacacttg ggatccaaaa gtcccagatg tagatatcaa	2040
agaagatcaa gatacctcaa agaattctaa gctaaactca caccagaaag taacacttct	2100
tcaattgcta cttggccata agaatgaaga aaatgtagaa aaaaacacca gccctcaggg	2160
agtacacaat gatgtgagca agttcaatac acaaaattat gcaaggactt ctgtgataga	2220
aagccccagt acaaatcgga ctactccagt gagcactcca cctttactta catcaagcaa	2280
agcagggctt cccatcaatc tctctcaaca ctctctggtc atcaaatgga attcccacc	2340
atatgtctgc agtactcagt ctgaaaagct acaaaactg gcatctaacc actcaatgga	2400
ccttcaaaaa agcaaaagacc caccaggaga gaaaccagcc caaaatgaag gtgcacagaa	2460
ctctgcaaac tttagtgcc gtaagctgtt acaaaattta gcacaatgtg gaatgcagtc	2520
atccatgtca gtggaagagc agagaccag caaacagctg ttaactggaa acacagataa	2580
accgataggt atgattgata gattaatag ccctttgctc tcaataaaaa caaatgcagt	2640
tgaagaaaat aaagcattta gtagtcaacc aacaggtcct gaaccagggc tttctggttc	2700
tgaaatagaa aatctgcttg aaagacgtac tgtcctccag ttgctcctgg ggaaccccaa	2760
caaaggaag agtgaaaaa aagagaaaac tcccttaaga gatgaaagta ctcaggaaca	2820
ctcagagaga gctttaagtg acaaaactg gatggtgaaa ataaaactctg agccttgtga	2880
tgacttacaa attcctaaca caaatgtgca cttgagccat gatgctaaga gtgccccatt	2940

-continued

---

cttgggtatg gctcctgctg tgcagagaag cgcacctgcc ttaccagtgt ccgaagactt	3000
taaatcggag cctgtttcac ctcaggattt tctttctcc aagaatggtc tgctaagtcg	3060
attgctaaga caaaatcaag atagttacct ggcagatgat tcagacagga gtcacagaaa	3120
taatgaaatg gcacttctag aatcaagaa tctttgcatg gtccttaaga aaaggaagct	3180
ttatactgag ccattagaaa atccatttaa aaagatgaaa aacaacattg ttgatgctgc	3240
aaacaatcac agtgccccag aagtactgta tgggtccttg cttaaccagg aagagctgaa	3300
athtagcaga aatgatcttg aatttaaata tectgctggg catggctcag ccagcgaaaag	3360
tgaacacagg agttgggcca gagagagcaa aagctttaat gttctgaaac agctgcttct	3420
ctcagaaaac tgtgtgcgag atttgtcccc gcacagaagt aactctgtgg ctgacagtaa	3480
aaagaaagga cacaaaaata atgtgaccaa cagcaaacct gaatttagca tttcttctt	3540
aatggactg atgtacagtt ccactcagcc cagcagttgc atggataaca ggacattttc	3600
ataccagggt gtagtaaaaa ctctctgtag tctactttc cctgagcact tgggctgtgc	3660
agggtctaga ccagaatctg ggtctttgaa tgggtgttcc atgccagtg agaaaggacc	3720
cattaagtgg gttatcactg atgcggagaa gaatgagat gaaaaagact ctccaagatt	3780
gacaaaaacc aaccaatac tatattacat gcttcaaaaa ggaggcaatt ctgttaccag	3840
tcgagaaaca caagacaagg acatttggag ggaggcttca tctgctgaaa gtgtctcaca	3900
ggtcacagcc aaagaagagt tacttcctac tgcagaaacg aaagcttctt tctttaattt	3960
aagaagccct tacaatagcc atagggaaa taatgcttct cgcccacaca gcgcaaatgg	4020
agaagtttat ggacttctgg gaagcgtgct aacgataaag aaagaatcag aataaaatgt	4080
acctgccatc cagttttgga tctttttaa actaatgagt atgaaactga gatctgtata	4140
aataagagca tgatttgaia aaaagcatgg tataaattgaa acttttttca ttttgaaaag	4200
tattggttac tggatgattt gaaatagca tactaatttt tgcttaacat tagatgtcat	4260
gaggaaacta ctgaactagc aattggttgt ttaacacttc tgatgcatc agataacaac	4320
tgtgagtagc ctatgaatga aattctttta taaatattag gcataaatta aaatgtaaaa	4380
ctccattcat agtggattaa tgcattttgc tgcctttatt agggtaacttt attttgcttt	4440
tcagaagtca gcctacataa cacattttta aagtctaac tggtaacaa ctctttaaag	4500
gataattatc caataaaaaa aaacctagtg ctgattcaca gcttattatc caattcaaaa	4560
ataaattaga aaaatatatg cttacatttt tcaacttttg taaaaagaaa aaaaaaggt	4620
gtttatttt aactcttga agaggttttg tggttcccaa tgtgtctgtc ccaccctgat	4680
ccttttcaat atatatctt ttaaaccttg tgctacttag taaaaattga ttacaattga	4740
gggaagtttg atagatcctt taaaaaaaag gcagatttcc attttttgta ttttaactac	4800
tttactaaat taatactcct ccttttacag aattagaaaa gttaacattt atctttaggt	4860
ggttcctga aaagtgaat atttaagaaa ttgtttttaa cagaagcaaa atggcttttc	4920
tttgacagt tttaccatc tcttgtaaaa gtttaattctc accattcctg tggtaacctgc	4980
gagtgattg accaggatc cttaaacctg aactcagacc acttgcatga gaacctctg	5040
gagcacttg tttaaaatgc agattcatag gcagcatctc agatctacag aacaagaatc	5100
tctgctaagt ggacctggaa tcttccatct gcactttaa atgctctcta ggtgtttctt	5160
gtgtttgaga accatgactt atgactttcc tcagaacatg agactgtaaa aaaaaaaca	5220

---

-continued

---

aaaactatgt gatgcctcta tttccoccaa tacagtcaca catcagctca aaatttgcaa 5280  
tattgtagtt cataattac cgttatgtct ttggaatcg ggttcagaac actttttatg 5340  
acaaaaattg ggtggagggg ataactttca tatctggctc aacatctcag gaaaatctgt 5400  
gattatattgt gtgttctaata gagtaacatc tacttagtta gccttaggga tggaaaaaca 5460  
gggccactta ccaaaactcag gtgattccag gatggtttgg aaacttctcc tgaatgcac 5520  
cttaaccttt attaaaacca ttgtcctaag aacaatgcca acaaagctta caacatttag 5580  
tttaaaccca agaagggcac taaactcaga ttgactaaat aaaaagtaca aagggcacat 5640  
atacgtgaca gaattgtaca caatcactcc attggatctt ttactttaaa gtagtgatga 5700  
aaagtacatg ttgatactgt cttagaagaa attaatatat tagtgaagcc acatgggggt 5760  
tcagttgcga aacaggtctg tttttatggt cagtttgtag aatccacaat tcattcacca 5820  
gatattttgt tcttaattgt gaaccagggt agcaaatgac ctatcaaaaa ttattctata 5880  
atcactacta gttaggatat tgatttaaaa ttgttctact tgaagtgggt tctaagattt 5940  
ttatattaaa aataggtgtg atttcctaata atgatctaaa accctaaatg gttatttttc 6000  
ctcagaatga tttgtaaata gctactggaa atattataca gtaataggag tgggtattat 6060  
gcaacatcat ggagaagtga aggcattaggc ttattctgac ataaaaatcc actggccagt 6120  
tgaatatatt ctattccatg tccatactat gacaatctta ttgtcaaac tatataaata 6180  
agcttttaaa caagtcattt ttcttgatcg ttgtggaagg tttggagcct tagaggtatg 6240  
tcagaaaaaa tatgttggtg ttctcccttg ggtaggggga aatgacctt ttacaagaga 6300  
gtgaaattta ggtcagggaa aagaccaagg gccagcattg ctacttttgt gtgtgtgtgt 6360  
gtgggttttg tttgttttt ttggttggtc ggtgtttttc gttgttgta acaaaggaat 6420  
gagaatatgt aatacttaaa taaacatgac cacgaagaat gctgttctga tttactagag 6480  
aatgttccca atttgaattt aggggtgatt taaagaacag tgagaaaggg catacatcca 6540  
cagattcact ttgtttatgc atatgtagat acaaggatgc acatatacac attttcaagg 6600  
actattttag atatctagac aatttcttct aataaagtca tttgtgaaag ggtactacag 6660  
cttattgaca tcagtaaggt agcattcatt acctgtttat tctctgctgc atcttacaga 6720  
agagtaaaact ggtgagagta tatattttat atatatatat atatatatat atataatatg 6780  
tatatatata tatattgact tgttacatga agatgttaaa atcgggtttt aaaggtgatg 6840  
taaatagtga tttccttaata gaaaaataca tattttgtat tgttctaata caacagaaaa 6900  
gccttttaat ctctttgggt cctgtatatt ccatgtataa gtgtaaatat aatcagacag 6960  
gtttaaaagt tgtgcatgta tgtatacagt tgcaagtctg gacaaatgta tagaataaac 7020  
cttttattta agttgtgatt acctgctgca tgaaaagtgc atgggggacc ctgtgcatct 7080  
gtgcatttgg caaaatgtct taacaaatca gatcagatgt tcatcctaac atgacagtat 7140  
tccatttctg gacatgacgt ctgtggttta agctttgtga aagaatgtgc tttgattcga 7200  
agggctctaa agaatttttt taatcgtcaa ccacttttaa acataaagaa ttcacacaac 7260  
tactttcatg aattttttta tccattgca aacattatc caagagtac ccagtattag 7320  
caatactgga atataggcac attaccatc atagtaagaa ttctgggtgt tacacaacca 7380  
aatttgatgc gatctgctca gtaatataat ttgccatctt tattagaat ttaatttctt 7440  
catgtgatgt catgaaactg tacatactgc agtgtgaatt tttttgtttt gttttttaat 7500

-continued

---

 cttttagtgt ttacttctcg cagtgaattt gaataaatga gaaaaaatgc attgtc 7556

<210> SEQ ID NO 37  
 <211> LENGTH: 1516  
 <212> TYPE: DNA  
 <213> ORGANISM: Homo sapiens  
 <220> FEATURE:  
 <223> OTHER INFORMATION: RAC2 glucocorticoid receptor-responsive gene

<400> SEQUENCE: 37

tgccccacca ccgctgctcc tcagcaggcg cctcaccagc ctccacaccc cttgcgcccg 60  
 cagaaacgcg cctggccctg agctgtcacc accgacactc tccaggetcc ggacacgatg 120  
 caggccatca agtgtgtggg ggtgggagat ggggcccgtg gcaagacctg ccttctcatc 180  
 agctacacca ccaacgcctt tcccggagag tacatcccca ccgtgtttga caactattca 240  
 gccaatgtga tgggtggacag caagccagtg aacctggggc tgtgggacac tgctgggcag 300  
 gaggactacg accgtctccg gccgctctcc tatccacaga cggacgtctt cctcatctgc 360  
 ttctccctcg tcagcccagc ctcttatgag aacgtccgcg ccaagtgggt cccagaagtg 420  
 cggcaccact gccccagcac acccatcatc ctggtgggca ccaagctgga cctgcgggac 480  
 gacaaggaca ccctcgagaa actgaaggag aagaagctgg ctcccatcac ctaccgcag 540  
 ggcctggcac tggccaagga gattgactcg gtgaaatacc tggagtgtc agctctcacc 600  
 cagagaggcc tgaaaaccgt gttcgacgag gccatccggg ccgtgctgtg ccctcagccc 660  
 acgcyggcagc agaagcgcgc ctgcagcctc ctctaggggt tgcaccccag cgctcccacc 720  
 tagatggggtc tgatctoca ggatccccc ccaaagcctg atggcacccc ggctggccat 780  
 gctgtcccct ccctgtggcg tttcttagca gatggctgca gagcttcggt gatggtcttt 840  
 tctgtactgg aggctcctg aggccaggaa cgtgcaaatt tgcaggtgct gcatcccaag 900  
 cccctcatgc tcctgccttc ctgagggcca gaggggagcc ccaggaccca ttaagccacc 960  
 cccgtgttcc tgccgtcagt gccaaactgcc gcatgtggaa gcatctaccc gttcactcca 1020  
 gtcccccccc acgctgact cccctctgga aactgcaggc cagatggttg ctgccacaac 1080  
 ttgtgtacct tcagggatgg ggtcttact cctcctgag gccagctgct ctaatatcga 1140  
 tggctcctgct tgccagagag ttctctacc cagcaaaaat gagtgtctca gaagtgtgct 1200  
 cctctggcct cagttctcct cttttggaac aacataaaac aaatttaatt ttctacgcct 1260  
 ctgggggatat ctgctcagcc aatggaaaat ctgggttcaa ccagcccctg ccattttetta 1320  
 agactttctg ctgcactcac aggatcctga gctgcactta cctgtgagag tcttcaaact 1380  
 tttaaacctt gccagtcagg acttttgcta ttgcaaatag aaaacccaac tcaacctgct 1440  
 taagcagaaa ataaatttat tgattcaaaa aaaaaaaaaa aaaaaaaaaa aaaaaaaaaa 1500  
 aaaaaaaaaa aaaaaa 1516

<210> SEQ ID NO 38  
 <211> LENGTH: 1641  
 <212> TYPE: DNA  
 <213> ORGANISM: Homo sapiens  
 <220> FEATURE:  
 <223> OTHER INFORMATION: SPP1 glucocorticoid receptor-responsive gene

<400> SEQUENCE: 38

ctccctgtgt tgggtgagga tgtctgcagc agcatttaa ttctgggagg gcttggttgt 60

-continued

---

```

cagcagcagc aggaggaggc agagcacagc atcgtcggga ccagactcgt ctcaggccag 120
ttgcagcctt ctcagccaaa cgccgaccaa ggaaaactca ctaccatgag aattgcagtg 180
at ttgctttt gcctcctagg catcacctgt gccataccag ttaaacaggc tgattctgga 240
agttctgagg aaaagcagct ttacaacaaa taccagatg ctgtggccac atggctaaac 300
cctgacccat ctcagaagca gaatctocta gccccacaga atgctgtgtc ctctgaagaa 360
accaatgact ttaacaaga gacccttcca agtaagtcca acgaaagcca tgaccacatg 420
gatgatatgg atgatgaaga tgatgatgac catgtggaca gccaggactc cattgactcg 480
aacgactctg atgatgtaga tgacactgat gattctcacc agtctgatga gtctcaccat 540
tctgatgaat ctgatgaact ggtcactgat tttcccacgg acctgccagc aaccgaagtt 600
ttcactccag ttgtccccac agtagacaca tatgatggcc gaggtgatag tgtgttttat 660
ggactgaggt caaaatctaa gaagtttcgc agacctgaca tccagtaccc tgatgctaca 720
gacgaggaca tcacctcaca catggaagc gaggagttga atggtgcata caaggccatc 780
cccgttggcc aggacctgaa cgcgccttct gattgggaca gccgtgggaa ggacagttat 840
gaaacgagtc agctggatga ccagagtgtc gaaacccaca gccacaagca gtccagatta 900
tataagcggg aagccaatga tgagagcaat gagcattccg atgtgattga tagtcaggaa 960
ctttccaaag tcagccgtag attccacagc catgaatttc acagccatga agatattgctg 1020
gtttagtagc ccaaaagtaa ggaagaagat aaacacctga aatttcgtat ttctcatgaa 1080
ttagatagtg catcttctga ggtcaattaa aaggagaaaa aatacaattt ctcactttgc 1140
at tttagtcaa aagaaaaaat gctttatagc aaaatgaaag agaacatgaa atgcttcttt 1200
ctcagtttat tgggtgaatg tgtatctatt tgagtctgga aataactaat gtgtttgata 1260
attagtttag tttgtggctt catggaaact cctgtaaac taaaagcttc agggttatgt 1320
ctatgttcat tctatagaag aaatgcaaac tatcactgta ttttaattat tgttattctc 1380
tcatgaatag aaatttatgt agaagcaaac aaaactctt taccactta aaaagagaat 1440
ataacatttt atgtcactat aatcttttgt ttttaagtt agtgtatatt ttgttggat 1500
tatctttttg tgggtggaat aaatctttta tcttgaatgt aataagaatt tgggtgtgtc 1560
aattgcttat ttgttttccc acggttgtcc agcaattaat aaaacataac cttttttact 1620
gcctaaaaaa aaaaaaaaaa a 1641

```

&lt;210&gt; SEQ ID NO 39

&lt;211&gt; LENGTH: 6463

&lt;212&gt; TYPE: DNA

&lt;213&gt; ORGANISM: Homo sapiens

&lt;220&gt; FEATURE:

&lt;223&gt; OTHER INFORMATION: PHF15 glucocorticoid receptor-responsive gene

&lt;400&gt; SEQUENCE: 39

```

ctctcttget cgctcgtctc ctctctctcc tgctggctgc ctgttctagg aagccagcgc 60
ggagaggggg gggatgcaca gcacagggga gagagattgc gcatgttggg cagtcgtgtt 120
ttaaagagta cagtgcgggg aggctgagag gggcgcatgc aacaacaact tttggaagga 180
tggaagagaa gagggcaaaa tactccatca gcagtgacaa ctctgacacc actgacagtc 240
atgagacatc tacatccgca tcaagatgct ccaaactgcc cagcagcacc aagtccggct 300
ggccccgaca gaacgaaaag aagccctccg aggttttccg gacagacttg atcacagcca 360

```

-continued

---

tgaagatccc ggactcatac cagctcagcc cggatgacta ctacatcctg gcagaccat	420
ggcgacagga atgggagaaa ggtgtgcagg tgccctgccg ggacagggcc atcccagagc	480
ccgtgggtgag gatcctccca ccactggaag gccccctgc ccaggcatcc ccgagcagca	540
ccatgcttg tgaggctcc cagcctgatt ggcaggggg cagccgctat gacttgagc	600
agattgatgc ctactggctg gagctcatca actcggagct taaggagatg gagaggccg	660
agctggacga gctgacatta gagcgtgtgc tggaggagct ggagaccctg tgccaccaga	720
atatggccag ggccattgag acgcaggagg ggcctggcat cgagtacgac gaggatgtg	780
tctgcgacgt gtgtcgtct cctgagggcg aggatggcaa cgagatggtc ttctgtgaca	840
agtgcaacgt ctgtgtgcat caggcatgct acgggatcct caagggtgcc acgggcagct	900
ggctgtgccg gacgtgtgcc ctgggtgtcc agccaaagtg cctgctctgc cccaagcgag	960
gaggagcctt gaagcccact agaagtggga ccaagtgggt gcatgtcagc tgtgccctat	1020
ggattcctga ggtcagcatc ggctgcccag agaagatgga gcccatcacc aagatctcgc	1080
atateccagc cagccgctgg gctctgtcct gcagcctctg caaggaatgc acaggcacct	1140
gcatccagtg ttccatgct tctcgtcga cagcgttcca tgtcacatgc gcctttgacc	1200
acggcctgga aatcggact atattagcag acaacgatga ggtcaagtcc aagtcatct	1260
gccaggagca cagtgcagg ggcccagta atgagccac atctgagccc acggaacca	1320
gccaggctgg cgaggacctg gaaaaggta ccctgcgcaa gcagcggctg cagcagctag	1380
aggaggactt ctacgagctg gtggagcccg ctgagggtgc tgagcggctg gacctggctg	1440
aggcactggt cgacttcac taccagtact ggaagctgaa gaggaaagcc aatgccaac	1500
agccgctgct gacccccaa accgacgagg tggacaacct ggcccagcag gagcaggacg	1560
tcctctaccg ccgctgaag ctcttcacc atctcggca ggacctagag agggttagaa	1620
atctgtgcta catggtgaca aggcgcgaga gaacgaaaca cgccatctgc aaactccag	1680
agcagatatt ccacctgag atgaaactta ttgaaacgga tctgtgtcga ggccgtcca	1740
cctcattccc catcgatggc accttctca acagctggct ggcacagtcg gtgcagatca	1800
cagcagagaa catggccatg agcagatggc cactgaacaa tgggcaccgc gaggaccctg	1860
ctccagggt gctgtcagag gaactgctgc aggacgagga gacctgctc agcttcagc	1920
gggacccctc gctcgcacct ggtgacctg ctaggaaagg ccgaggccgc acccgctgc	1980
ctgccaagaa gaaaccacca ccaccaccac cgcaggagcg gcctggttca cggacgactc	2040
cagacaaagc cccaagaag acctggggcc aggatgcagg cagtggcaag gggggtcaag	2100
ggccacctac caggaaagca ccacgtcga catcttctca cttgccctcc agccctgcag	2160
ccggggactg tcccatacta gccaccctg aaagccccc gccactggcc cctgagacce	2220
cggacgagc agcctcagta gctgctgact cagatgtcca agtgccctggc cctgcagcaa	2280
gccctaagcc tttgggcccg ctccggccac cccgcgagag caaggtaacc cggagattgc	2340
cgggtgccag gcctgatgct gggatgggac caccttcagc tgtggctgag aggccaagg	2400
tcagcctgca ttttgacact gagactgatg gctacttctc tgatggggag atgagcagc	2460
cagatgtaga ggccgaggac ggtggggtgc agcgggtcc ccggaggca ggggcagagg	2520
aggtggctcg catgggcgta ctggcctct aactcaccct cttccctgct ccaggccctg	2580
ccctggctcc cccacaaggc ctacgcccag tcacaactgc cattccagc ctctgctgag	2640

-continued

---

tgteccagac	cctcgaggct	gccactccgt	cgtaggttta	tttttaatat	agagagagt	2700
ttgaattcta	cactgttgte	ttcctctgt	gctggcctag	gacattagga	ttccttcac	2760
ggctccggcc	gctaggacc	tgccaggctc	cgccgacat	ccctgccctg	cccacgtgg	2820
attgctgggc	tcctggctag	atgcaagcaa	ggtggacaag	agctcaggac	tcagcccac	2880
tgccactggg	tgacacagac	tgtcgtttg	gcattatttc	atggcagatg	ggccagtcca	2940
gggcctaccc	cgcttgccc	ccagatccca	ctggggcca	tttgggggt	cctgctacac	3000
tcaccgatc	cccaaggaag	tataataaac	gataaccagc	cagagtctac	tcactgtcac	3060
aagcacaacg	agtttatatg	agaaagcact	gaggggggtg	agagggccc	ctagttccag	3120
gggaactgaa	agctgttct	gatcagccc	tatcatctga	ggcctgctg	cccaccctgc	3180
cacctcccc	tccttgctg	ctctgccc	gccagtgc	agcccaggg	ctctgggaag	3240
gggttcccag	aatccctct	gagctgtgc	atttactcag	gggactccca	aacagccagc	3300
tgccagtgca	ggtggaggg	tgtagggag	ggccagtgc	cagacagggt	catggggctc	3360
agaccagccc	actgtagaga	atcactctga	ggctccaact	tccttccttc	cttcggggcc	3420
agtctcgcc	gaagtctggt	cacgctcaga	cagagctgac	cagaccagac	cgtttgctt	3480
ttcaagtttc	ctagtctgc	tacaagatga	gcttcttcg	tggttctct	ttggaaactc	3540
ctccttcaa	caagcagtg	gatcccggg	cccagggcg	gcccgtgtg	gcccgtggg	3600
ctggtgtaag	tcttgctgga	tgttcccctg	ttcctgagcc	ttaaccctc	gcacagccat	3660
ccccccccc	gtcctgcat	cccccccg	cgctctgct	tcccccccc	acccttaggt	3720
cccaggtagt	tgctctgaag	agtttcagta	gagtgcccc	agggtgatag	ctcagggaac	3780
aacaaaaaag	gaattccgtg	aaaacattt	ttttctttg	atgaattact	cctgggtcac	3840
ttccaccact	ggtaagcca	gaactctcc	aaaaagaacc	ttgcaaaaag	tcagtgaa	3900
cagtcgaatc	attctgtgga	tgccaagaa	tattttgacc	ataatacagc	acagcctgga	3960
cctgacaact	tgtcatttg	acttttttt	aaatggagtt	ctttagcaac	aaagtataga	4020
aacatgttca	ttgcacacac	ccaaggagaa	gagctcaagc	gcttggaga	ggatgctttg	4080
ctgctgctga	agtgtagctg	ggtgtagat	ttcagatcct	gggctgagcc	cactgtgagc	4140
tttcctaaac	tgtgagactc	acagagggga	aagatactga	cggtgaaacc	agcatggaaa	4200
acgtctttac	catgtggttc	cctcctcccc	aaatacataa	agcaataaag	caggatgggg	4260
aacagcttga	ccttcatcca	cccctaactc	caaaactatc	aaggtacgac	agtggcattg	4320
tcatcgacac	tcaatttcat	gtgaatttta	gcaaacagc	aaacaaagat	aatgactcag	4380
ttcagaggat	cggacaaaatg	tgtctagctc	gggtggactc	ggagggagtg	gggtgggctt	4440
caaggattct	ggcggtggg	atggcatgag	ctaccctgta	gagtttagtc	tgctgcccc	4500
ccttggtagt	agtgaccagt	cagtgtcagc	atcagtgtcc	caaccctcag	ctctgtttac	4560
tgcccttgaa	cagaacttct	tccttcccc	tgctttgggt	cacctcgggc	tgcaaccctg	4620
tctgtgccag	attgcccgg	ctgacctgc	aggaagcaaa	gaggtgagct	taaagaacaa	4680
ccaaactctg	ccaggggtcc	cagaaagccc	aggtccagc	agctcagca	cttggcccct	4740
tgccccttca	caccatctg	ggcgagggc	tggcctccc	tggtggcag	ggtgggtgga	4800
gaattagga	gaggggtcaa	cgagtctg	cccttgctc	gggctggctg	gtgttcttc	4860
aagagcctct	gctcacattg	ttggcctctg	gattctggcc	cttcttca	ggctgttgc	4920

-continued

---

```

ttggactgga ctgttctga gacctgtgcc tgcagaacct agatgtctgt taggctggct 4980
ggctgctgcg aggggagggg ggtggccttt catttggggg gccctttcac tcccaggcca 5040
agccctggag caatcttctt caggcagctg tctccacctc caggatgtcc agcaggetgc 5100
aaggagaagg atgccagcca cccatctctc cccagttccc agcctttccc ctgttggtca 5160
cagccgcttc tgtctttttc cgttctactg tcccagtggt agagggtttt gctgtccctg 5220
agactgaggg aggttccttt tccaggtcag aggtggaggt agatctttct ctcaaccaca 5280
tctgectcca cacacagctc ctccgagggg aaggagaagc tgctctgtaa ctcattctgg 5340
ctatcgctcc ccttctcact gacctgaccg cccaccacct ccttcccctt catcacatga 5400
caaaggataa tgtgcaagaa aagtattttt atgtatcata aatgtatttt gaaacaaatg 5460
agaagaagaa aggtagaagg gtttatttta ttaaatgagc ctgacttagt gacagtgtgt 5520
gagcatttgc aatgtaaggg cctcagcttc cttggagaag ccaccccagg tttccagaca 5580
tagatgttga attgtttgtg ggggggtgtg caggccacct ctctgtgtgc cgtatgcagg 5640
catgectgtg tatactgtgt atgggcacac tgggactagc tgggacaatt cctagagatt 5700
caactgccc aattctaacca acattggcag cggctgaact tggcatttcc ttgtaactg 5760
ccagatgtgg ccaacctttg tccatagca aaccactgaa aatgatctg gatttctata 5820
gcaaggccct tggggagggc actctcccat gcccttgccc tcgctggcca cattggccaa 5880
tgagccaggg ctggagtctg agaccttgg ttgttcttta aggcacctcc tgccactttc 5940
tccctcagag gcacaaacac tttgtgttcc acgtcagttt gaggggacgg tggggggatg 6000
atatgaatgt cacaggagga gacaccttct gtctttgttt caaagaaagt gatgtgccat 6060
ttgttaatat acaagagaaa tattgaaat atattgaaa gagcaatttt aaattatttt 6120
tggcttatgt tgcaatattt atttcttctg attagaaaag attcctttgt agagaaaaaa 6180
tgtatttttc attaacgcaa agacctattt ctcccttttg tacattgtcc atgtgcgcaa 6240
cccttaacga gcaatagaat gtatggtcac ctgggtgtgg ccagtgcccg ctgtgcctctg 6300
catgattctg tgttgccgct gctgcatagt tcccagcccc atcctgtcct gctcaectcat 6360
gggggcttcc agacccccgc cccaccaggg cttgtgtcat agggagccct ttgcactcct 6420
cgtgtgttgg caaacgcagt taataagca gtgtttctctg tgc 6463

```

&lt;210&gt; SEQ ID NO 40

&lt;211&gt; LENGTH: 2828

&lt;212&gt; TYPE: DNA

&lt;213&gt; ORGANISM: Homo sapiens

&lt;220&gt; FEATURE:

&lt;223&gt; OTHER INFORMATION: BTN3A2 glucocorticoid receptor-responsive gene

&lt;400&gt; SEQUENCE: 40

```

catagatgaa aatggcaagt tccctggctt tccttctgct caactttcat gtctccctcc 60
tcttgggtcca gctgctcact ccttgtctcag ctcagttttc tgtgcttggc ccctctgggc 120
ccatcctggc catggtgggt gaagacgctg atctgccctg tcaectgttc cggacctga 180
gtgcagagac catggagctg aagtgggtaa gttccagcct aaggcaggtg gtgaacgtgt 240
atgcagatgg aaaggaagtg gaagacaggc agagtgcacc gtatcgaggg agaacttcga 300
ttctgcggga tggcatcact gcaggaaggt ctgctctccg aatacacaac gtcacagcct 360
ctgacagtgg aaagtacttg tgttatttcc aagatggtga cttctatgaa aaagccctgg 420

```

-continued

---

tggagctgaa	ggttgcagca	ctgggttcta	atcttcacgt	cgaagtgaag	ggttatgagg	480
atggagggat	ccatctggag	tgcaggtcca	ccggctggta	cccccaacc	caaatacagt	540
ggagcaacgc	caagggagag	aacatcccag	ctgtggaagc	acctgtggtt	gcagatggag	600
tgggcctata	tgaagtagca	gcactctgtga	tcatgagagg	cggtccggg	gaggggtgat	660
cctgcacat	cagaaattcc	ctcctcggcc	tggaaaagac	agccagcatt	tccatcgcag	720
accccttctt	caggagcgcc	cagccctgga	tcgcagccct	ggcagggacc	ctgcctatct	780
tgctgctgct	tctcgccgga	gccagttact	tcttgtggag	acaacagaag	gaaataactg	840
ctctgtccag	tgagatagaa	agtgagcaag	agatgaaaga	aatgggatat	gctgcaacag	900
agcgggaaat	aagcctaaga	gagagcctcc	aggaggaact	caagaggaaa	aaaatccagt	960
acttgactcg	tggagaggag	tcttcgtccg	ataccaataa	gtcagcctga	tgctctaattg	1020
gaaaaatggc	cctcttcaag	cctggaaaaa	tggtgaccc	catggacacc	tcctcaaact	1080
ctctgcagca	gatgtaattc	tgtatccaga	catggcaaat	gccatcctcc	ttgtttctga	1140
ggaccagagg	agtgtagcag	gtgctgagga	gccccatgac	ctaccagaca	accctgagag	1200
atttgaatgg	cgttactgtg	tgcttggtg	tgaaagcttc	atgtcagaga	gacactactg	1260
ggaggtggaa	gtgggggaca	gaaaagagtg	gcatattggg	gtatgtagta	agaacgtgga	1320
gaggaaaaaa	gtttgggtca	aaatgacacc	ggagaacgga	tactggacta	tgggcctgac	1380
tgatgggaat	aagtatcggg	ctctcactga	gcccagaacc	aacctgaaac	ttcctgagcc	1440
tcctagggaa	gtgggggtca	tcctggacta	tgagactgga	catatctcgt	tctacaatgc	1500
cacggatgga	tctcatatct	acacatttct	gcacgcctct	tcctctgagc	ctctgtatcc	1560
tgtattcaga	atthtgaact	tggagccacc	tgccctgacc	gtttgcccac	tacccaaagt	1620
agagagttcc	cccgatcccg	acctagtgcc	tgatcattcc	ctggagatac	cactgacccc	1680
aggcttagct	aatgaaagtg	gggagcctca	ggctgaagta	acatctctgc	ttctccctgc	1740
ccagcctgga	gctaagggtc	tcaccctcca	caacagccag	tcagaacct	aaagctacag	1800
gcacacactg	aagcacttta	ctgatattca	ttcaattatt	ccataggaca	gttgtttgag	1860
tttggtgcca	ccttattggc	ccctttatac	agataaggaa	actgggggtg	agaaaagtgt	1920
attgacttta	caaagcagac	aggaatagtg	aacaacagag	ctgggatctg	aacaacaatg	1980
actaacatta	atggagaatt	taaaacgttc	tgagtgctgt	gttatgagct	ttggtgggtg	2040
tcactccttt	aatcctcaca	acaccctgtc	aggtagtctc	atthggcaag	tatggaagca	2100
gaggcagggc	aacattaagt	agcttacata	actcacacgg	taatthgtgc	agttgggaga	2160
tgctcagctt	cagtcctcgg	ccaattgcc	gttcttttcc	agcctgattt	ttcctgcagt	2220
ggaagagccc	acatgtagcc	ctgaggttcc	cttcccagga	cagctccagg	atcgagatca	2280
ctgtgagtgg	ttgtggagtt	aagaccocct	tggactcctt	cccagctgat	tatcagagcc	2340
ttagaccocag	cactccttgg	attggctctg	cagagtgtct	tggttgagag	aataacgttg	2400
cagttccac	agggcatgtg	actthgaaag	agactagagg	ccacactcag	ttaataatgg	2460
ggcacagatg	tgthccacc	caacaaatgt	gataagtgat	cgthcagcca	gagccagcct	2520
tccttcagtc	aagthttoca	ggcagagcaa	ataccctaga	gattctctgt	aatatthgta	2580
atthggatga	aggaagctag	aagaattaca	gggatgthtt	taatcccact	atggactcag	2640
tctcctggaa	aagatctgt	ccactcctgg	tcattggtgg	atgthaaacc	catatthctt	2700

-continued

---

```

tcaactgctg cctgctaggg aaaactgctc ctcattatca tcaactattat tgctcaccac 2760
tgtatcccct ctactgggca agtgcctgtc aagttctagt tgttcaataa atttgtaaat 2820
aatgctga 2828

```

```

<210> SEQ ID NO 41
<211> LENGTH: 2698
<212> TYPE: DNA
<213> ORGANISM: Homo sapiens
<220> FEATURE:
<223> OTHER INFORMATION: SESN1 glucocorticoid receptor-responsive gene

```

```

<400> SEQUENCE: 41

```

```

gccgtccgtg ctgactgagg cgctgcagcc aggagccgcg gccggctgcc cagcgcctcg 60
cgctcccgcg cgctccgagc cgccccgcg cggacatgag cttggccgce gccggaacg 120
aggcgtacac ggcccccttg gcggtctcgg ggctgctggg ctgcaagcag tgcggcgggg 180
gccgcgacca ggacgaggaa cttggcatta gaattcctcg accactagga cagggaccaa 240
gcagattcat ccagaaaag gagatcctcc aagtggggag tgaagacgca cagatgcatg 300
ctttatttgc agattctttt gctgctttgg gccgtttgga taacattacg ttagtgatgg 360
ttttccacc acaatattta gaaagtttct taaaaactca gcactatcta ctgcaaatgg 420
atgggcccgtt acccctacat tatcgctact acattggaat aatggctgcg gcaagacatc 480
agtgtccta cttagtgaac ctgcatgtaa atgatttctt tcatgttggg ggggacccca 540
agtggctcaa tggtttagag aatgctctc aaaaactaca gaatttagga gaacttaaca 600
aagtgttagc ccatagaact tggcttatta ccaaagaaca cattgagggg cttttaaag 660
ctgaagagca cagctggtcc cttgcggaat tggtaacatgc agtagtttta ctcacacact 720
atcattctct tgccctatc acattcggct gtggaatcag tccagaaatt cattgtgatg 780
gtggccacac attcagaact ccttctgta gcaactactg catctgtgac attacaaatg 840
gcaatcacag tgtggatgag atgccggtca actcagcaga aaatgtttct gtaagtgatt 900
ctttcttga ggttgaagcc ctcattgaaa agatgaggca gttacaggaa tgcgagatg 960
aagaagaggc aagtcaggaa gagatggctt cacgttttga aatagaaaa agagagagta 1020
tgtttgcctt ctcttcagat gatgaagaag ttacaccagc aagagctgta tctogtcatt 1080
ttgaggatag tagttatggc tataaagatt tctctagaca tgggatgcat gttccaacat 1140
ttcgtgtcca ggactattgc tgggaagatc atggttatc tttggtaaat cgcctttatc 1200
cagatgtggg acagttgatt gatgaaaaat ttcacattgc ttacaatctt acttataata 1260
caatggcaat gcacaaagat gttgatacct caatgcttag acgggcaatt tggaaactata 1320
ttcactgcat gtttgaata agatgatgag attatgacta tgggtgaaat aaccagctat 1380
tggatcgtag ctttaaagtt tatatcaaaa ctggtggttg cactcctgaa aaggttacca 1440
aaagaatgta tgatagcttc tggaggcagt tcaagcactc tgagaaggtt catgttaatc 1500
tgcttcttat agaagctagg atgcaagcag aactccttta tgctctgaga gccattacc 1560
gctatatgac ctgatgcctt tccttcatta aagatgattc tggaatgac agcagatata 1620
gtctacaagg gggaaaggtac taagccccag gaccaatggt agacaaaata attcagaaat 1680
ccattgtgcc atgattcctt tagtttctgc tatttttctg tggaaaacca ctgctggcac 1740
aagcagtgc tgtttggcag cttcaagttt agagctgtga agacaggctg ccattcacag 1800

```

-continued

---

```

tattttgctt tttgacagta caagatgctg tgtaactggt ttaatacagc aaatagtaac 1860
tctccaaatc ctggtgcttt tatgttaaat aagataacaa gaattggagc atgcaaagaa 1920
tgggacttgg ataatgactt aagccttata tgtaagaat tttagaagat cttgggtgctg 1980
ctattcctgc tggaggaatg aatagatggc tgtttcagtt aagctattag taataaaaagt 2040
gaacattgct actatctgag cctacataca taacttgtgt gatttcaaat taaacttgca 2100
ttatgtgtta attttcttgc atctaaaaa gcatagaatt cctactcaca cagctcagca 2160
acaaccattt tgatggtaac agttaattc tttcattagt tttttaaatt cagggttctg 2220
gatattaaat taaaatggca ttcttaaaga ttttcttcaa aaagcaatcc taaatgaaag 2280
tgtgtaaatt ataagaagct ggcgatcttt tgatagctg tttcacagga tcctgacact 2340
ggagggcagc tgtcttctgc attacttctg tttccagcac caaagttgtg ggacatgttg 2400
ctgtagactg ctgagcagtc ctgggtgcat tcagtctctc tgcctctgcc tgcctcctgg 2460
tccccacttt aaaggctgtg cagctcctta aataataaag ctggaaaata tttttagtcg 2520
ggttatcaaa tttgatctac aaaaacgcta actttgtttg aaatgcaaac aggtttgaaa 2580
atatgtatta agtacttctg attctggaag cgtgaattgc ttttgaagtc tgcagttat 2640
actggtattt ttaataaag aagaatTTTT ctccaatTTT aaaaaaaaa aaaaaaaaa 2698

```

&lt;210&gt; SEQ ID NO 42

&lt;211&gt; LENGTH: 5215

&lt;212&gt; TYPE: DNA

&lt;213&gt; ORGANISM: Homo sapiens

&lt;220&gt; FEATURE:

&lt;223&gt; OTHER INFORMATION: MAP3K5 glucocorticoid receptor-responsive gene

&lt;400&gt; SEQUENCE: 42

```

cgagcgcggc gcccttgagc tgcaccgcgg cgcaggtttg cgagccgact tgcagccgg 60
ccaagaaaag gaagctccgt ccttcccgcc tcaccgggtt tccccacccc ttgtactcta 120
aactctgcag agggcgagcg gcgcgccac ggagcgccg aggaggagcg agccgcccgc 180
gggcagcggc gtgccctcgg gggagagggc gccggagagg aggcggcggc gcggcggcga 240
gggcgcgggc cgcgatggca gctgcttagc ccggcggggc cggagcagcc ccgagctgtg 300
gctggccagg cgggtcggct gggcggggga cgcgcccgc gttgtgccc ggcccggaga 360
gatgagcacg gaggcgagc agggcatcac tttctctgtg ccaccctcgc ccccctcggg 420
cttctgcacc atccccgagg gcggcatctg caggagggga ggagcggcgg cgggtggcga 480
gggcgaggag caccagctgc caccgcccgc gccgggcagc ttctggaacg tggagagcgc 540
cgctgccctt ggcacggtt gtccggcggc cacctcctcg agcagtgcca cccgagggcg 600
gggcagctct gttggcgggg gcagccgagc gaccacgggt gcatatgtga tcaacgaagc 660
gagccaaggg caactggtgg tggccgagag cgagccctg cagagcttgc gggagggcgtg 720
cgagacagtg ggcgccaccc tggaaaccct gcattttggg aaactcgact ttggagaaac 780
cacctgtctg gaccgctttt acaatgcaga tattgcggtg gtggagatga gcgatgcctt 840
cgggcagcgg tccttgtttt accaccttgg ggtgagagaa agtttcagca tggccaacaa 900
catcatctc tactgtgata ctaactcgga ctctctgcag tcaactgaagg aaataatttg 960
ccagaagaat actatgtgca ctggaaacta cacctttggt ccttacatga taactccaca 1020
taacaaagtc tactgctgtg acagcagctt catgaagggg ttgacagagc tcatgcaacc 1080

```

-continued

---

gaacttcgag	ctgcttcttg	gacccatctg	cttacctctt	gtggatcggt	ttattcaact	1140
tttgaaggtg	gcacaagcaa	gttctagcca	gtacttccgg	gaatctatac	tcaatgacat	1200
caggaaagct	cgtaatttat	acactggtaa	agaattggca	gctgagttgg	caagaattcg	1260
gcagcgagta	gataatatcg	aagtcttgac	agcagatatt	gtcataaatc	tgttactttc	1320
ctacagagat	atccaggact	atgattctat	tgtgaagctg	gtagagactt	tagaaaaact	1380
gccaaccttt	gatttggcct	cccacacca	tgtgaagttt	cattatgcat	ttgcaactgaa	1440
taggagaaat	ctccctgggt	acagagcaaa	agctcttgat	attatgattc	ccatgggtgca	1500
aagcgaagga	caagttgctt	cagatatgta	ttgcctagtt	ggtcgaatct	acaaagatat	1560
gtttttggac	tctaatttca	cggacactga	aagcagagac	catggagctt	cttggttcaa	1620
aaaggcattt	gaatctgagc	caaacactaca	gtcaggaatt	aattatgogg	tcctcctcct	1680
ggcagctgga	caccagtttg	aatcttctct	tgagctccgg	aaagttgggg	tgaagctaag	1740
tagtcttctt	ggtaaaaagg	gaaacttggg	aaaactccag	agctactggg	aagttggatt	1800
ttttctgggg	gccagcgtcc	tagccaatga	ccacatgaga	gtcattcaag	catctgaaaa	1860
gctttttaa	ctgaagacac	cagcatggta	cctcaagtct	attgtagaga	caattttaat	1920
atataagcat	tttgtgaaac	tgaccacaga	acagcctgtg	gccaagcaag	aacttgtgga	1980
cttttggatg	gatttctctg	tcgaggccac	aaagacagat	gttactgtgg	ttaggtttcc	2040
agtattaata	ttagaaccaa	ccaaaatcta	tcaaccttct	tatttgtcta	tcaacaatga	2100
agttgaggaa	aagacaatct	ctatttggca	cgtgcttctc	gatgacaaga	aaggatataca	2160
tgagtggaa	tttagtgcoct	cttctgtcag	gggagtgagt	atttctaaat	ttgaagaaa	2220
atgctgcttt	ctttatgtgc	ttcacaattc	tgatgatttc	caaactctatt	tctgtacaga	2280
acttcattgt	aaaaagtttt	ttgagatggt	gaacaccatt	accgaagaga	aggggagaag	2340
cacagaggaa	ggagactgtg	aaagtgactt	gctggagtat	gactatgaat	atgatgaaaa	2400
tggtgacaga	gtcgttttag	gaaaaggcac	ttatgggata	gtctacgcag	gtcgggactt	2460
gagcaaccaa	gtcagaattg	ctattaagga	aatcccagag	agagacagca	gatactctca	2520
gccccgtcat	gaagaaatag	cattgcataa	acacctgaag	cacaaaaata	ttgtccagta	2580
tctgggctct	ttcagtgaga	atggtttcat	taaaatcttc	atggagcagg	tcctggagg	2640
aagtctttct	gctctccttc	gttccaaatg	gggtccatta	aaagacaatg	agcaaaacat	2700
tggtttttat	acaaagcaaa	tactggaagg	attaaaatat	ctccatgaca	atcagatagt	2760
tcaccgggac	ataaaggggtg	acaatgtggt	gattaatacc	tacagtgggtg	ttctcaagat	2820
ctctgacttc	ggaacatcaa	agaggcttgc	tggcataaac	ccctgtactg	aaacttttac	2880
tggtaccctc	cagtatatgg	caccagaaat	aatagataaa	ggaccaagag	gctacggaaa	2940
agcagcagac	atctggtctc	tgggctgtac	aatcattgaa	atggccacag	gaaaaccccc	3000
attttatgaa	ctgggagaac	cacaagcagc	tatgttcaag	gtgggaatgt	ttaaagtcca	3060
ccctgagatc	ccagagtcca	tgtctgcaga	ggccaaggca	ttcatactga	aatgttttga	3120
accagatcct	gacaagagag	cctgtgctaa	cgacttgctt	gttgatgagt	ttttaaagt	3180
ttcaagcaaa	aagaaaaga	cacaacctaa	gctttcagct	ctttcagctg	gatcaaatga	3240
atatctcagg	agtatatcct	tgccggtagc	tgtgctgggtg	gaggacacca	gcagcagcag	3300
tgagtacggc	tcagtttcc	ccgacacgga	gttgaagtg	gacccttctc	ctttcaaac	3360

-continued

---

```

aagagccaag tcctgctggag aaagagatgt caaggaatt cggacactct ttttgggcat 3420
tccagatgag aatthtgaag atcacagtgc tcctccttcc cctgaagaaa aagattctgg 3480
attcttcatg ctgaggaagg acagtgagag gcgagctacc cttcacagga tcctgacgga 3540
agaccaagac aaaattgtga gaaacctaata ggaatcttta gctcaggggg ctgaagaacc 3600
gaaactaaaa tgggaacaca tcacaacct cattgcaagc ctcagagaat ttgtgagatc 3660
cactgaccga aaaatcatag ccaccacact gtcaaagctg aaactggagc tggacttcga 3720
cagccatggc attagccaag tccagtggt actctttggt tttcaagatg ctgtcaataa 3780
agttcttcgg aatcataaca tcaagccgca ctggatgttt gccttagaca gtatcattcg 3840
gaaggcggta cagacagcca ttaccatcct ggttccagaa ctaaggccac atttcagcct 3900
tgcatctgag agtgataactg ctgatcaaga agacttggat gtagaagatg accatgagga 3960
acagccttca aatcaaaactg tccgaagacc tcaggctgtc attgaagatg ctgtggctac 4020
ctcaggcgtg agcacgctca gttctactgt gtctcatgat tcccagatg ctcaccggtc 4080
actgaatgta cagcttggaa ggtatgaaat agaaaccaat agattactgg aagaattggt 4140
tcggaaagag aaagaattac aagcactcct tcctcgagct attgaagaaa aagaccaaga 4200
aattaaacac ctgaagctta agtcccaacc catagaaatt cctgaattgc ctgtatttca 4260
tctaaattct tctggcacia atactgaaga ttctgaactt accgactggc tgagagtga 4320
tggagctgat gaagacacta taagccggtt tttggctgaa gattatacac tattggatgt 4380
tctctactat gttacacgtg atgacttaaa atgcttgaga ctaaggggag ggatgctgtg 4440
cacactgtgg aaggctatca ttgactttcg aaacaacag acttgactgt tgetcaatct 4500
aatcttcgat gaaaattcta aaaattaata cagagctgat cttcttgggg gtgggaaaat 4560
cgaaggggaga ggagaaaggc gctgcacttt aaatccagta tttgtttact catgttaaaa 4620
aaaaaaaaaa cagacaaaac aactgaaat ttcctaacta catctatttc tataattttt 4680
aaggactctt cataaggact cttaaaataa tcctgaacat tagaaccta atgttcagga 4740
agattttaat ctaagcattt ttatggaaat atttttaatg cagcagctat tgcacttcag 4800
ccaaatgttt atttcacaca aaacggatgt aacatttcat gtgatcgtgc accactggaa 4860
caaaacaaaa atgtgaccat aactgtttag gcttctgtgt gtttgaata tgctctaata 4920
atctgagtag aaatgcgtaa tttcaattac tgtataaagt ttatgttttt ttaagtgtgc 4980
agaatctgag agcaatgggt tttacttctc tgtgttaatt gtaatattga ctctattttg 5040
taacttaagt ttctgacctg tcgtacattt gtttgagtcg tttatgtact actgaaactg 5100
accagttgca catgcttgaa ctgtagtaat gttagcttgt tctaaagcta tccattgtgt 5160
catatttact ctaaaaatta aagagactct caacaaaaaa aaaaaaaaaa aaaaa 5215

```

&lt;210&gt; SEQ ID NO 43

&lt;211&gt; LENGTH: 4655

&lt;212&gt; TYPE: DNA

&lt;213&gt; ORGANISM: Homo sapiens

&lt;220&gt; FEATURE:

&lt;223&gt; OTHER INFORMATION: DPYSL2 glucocorticoid receptor-responsive gene

&lt;400&gt; SEQUENCE: 43

```

tctgtgcacc ttgcggtggg cggcgaacgg cagccgctggc agcagctagg gggcttgtgc 60
acacagcgag ggagacttag ggactggcag acggacggac ggacggcgag gaccctaccc 120

```

-continued

---

gagccccga gccatggcgc agagaaagca atccgggaag gcggcagagg acgaagaggt	180
ccctgctttt tttaaaaacc tgggctccgc cagcccccaag ccccggcaga aattctgtgg	240
catgttctgc ccggtggaag ggtcctcgcga gaacaagacc atcgacttcg actcgctgtc	300
ggtgggccgc ggctcggggc agtggtggtc tcagcagcgc gacgtcgccc acttggggccc	360
ggaccgcag ccgcccgtact cgcggcaggg ccggcgcgcc ggccggagagc catctgttga	420
atcggggcgc aaggtggaga tccggagggc ctccggcaaa gaagccctgc agaacatcaa	480
cgaccagagc gatcgtcttc tgatcaaagg aggtaaaatt gttaatgatg accagtcgtt	540
ctatgcagac atatacatgg aagatgggtt gatcaagcaa ataggagaaa atctgattgt	600
gccaggagga gtgaagacca tcgaggccca ctcccggatg gtgatccccg gaggaattga	660
cgtccacact cgtttccaga tgctgatca gggaatgacg tctgctgatg atttcttcca	720
aggaaccaag gcggccctgg ctgggggaaac cactatgatc attgaccacg ttgttcctga	780
gcctgggaca agcctgctgc ctgcctttga ccagtggagg gaatgggccg acagcaagt	840
ctgctgtgac tactctctgc atgtggacat cagcgagtgg cataagggca tccaggagga	900
gatggaagcg cttgtgaagg atcacggggt aaattccttc ctctgtaca tggcttcaa	960
agatcgcttc cagctaacgg attgccagat ttatgaagta ctgagtgtga tccgggat	1020
tgggccata gcccaagtc acgcagaaaa tggcgacatc attgcagagg agcagcagag	1080
gatcctggat ctgggcatca ccggccccga gggacatgtg ctgagccgac ctgaggaggt	1140
cgaggccgaa gccgtgaatc gtgccatcac catcgccaac cagaccaact gcccgctgta	1200
tatcaccaag gtgatgagca aaagctctgc tgaggtcatc gcccaggcac ggaagaaggg	1260
aactgtggtg tatggcgagc ccatcactgc cagcttggga acggacggct cccattactg	1320
gagcaagaac tgggccaagg ctgctgcctt gtgcacctcc ccaccctga gccctgatcc	1380
aaccactcca gactttctca actccttgc gtccctgtga gacctccagg tcacgggcag	1440
tgcccattgc acgtttaaca ctgccagaa ggctgtagga aaggacaact tcaccctgat	1500
tccggagggc accaatggca ctgaggagcg gatgtccgtc atctgggaca aggctgtggt	1560
cactgggaag atggatgaga accagtttgt ggctgtgacc agcaccaatg cagccaaagt	1620
cttcaacctt taccocggga aaggccgcct tgctgtggga tccgatgccg acctggtcat	1680
ctgggacccc gacagcgtta aaacctctc tgccaagaca cacaacagct ctctcgagta	1740
caacatcttt gaaggcatgg agtgccgcgc ctccccactg gtggtcatca gccaggggaa	1800
gattgtcctg gaggacggca cctgcctgt caccgaaggc tctggacgct acattccccg	1860
gaagcccttc cctgattttg tttacaagcg tatcaagca aggagcaggc tggctgagct	1920
gagaggggtt cctcgtggcc tgtatgacgg acctgtgtgt gaagtgtctg tgacgccccaa	1980
gacagtcact ccagcctcct cggccaagac gtctcctgcc aagcagcagg cccacctgt	2040
ccggaacctg caccagtctg gattcagttt gtctggtgct cagattgatg acaacattcc	2100
ccgccgcacc acccagcgtg tcgtggcgcc ccccggtggc cgtgccaaca tcaccagcct	2160
gggctagagc tcctgggctg tgccgtccac tggggactgg ggatgggaca cctgaggaca	2220
ttctgagact tctttcttcc ttcctttttt tttttttgtt tttttttta agagcctgtg	2280
atagtactg tggagcagcc agttcatggg gtcccccttg gggccccaca ccccgctct	2340
caccaagagt tactgatttt gctcatccac ttcctacac atctatgggt atcacacca	2400

-continued

---

agactacca	ccaagctcat	acagggaaacc	acacccaaca	cttagacatg	cgaacaagca	2460
gccccagcg	agggtctcct	tcgacctcaa	cctcctagtg	tctgttagca	tcttcctttt	2520
catgggggga	gggaagataa	agtgaattgc	ccagagctgc	ctttttcttt	tctttttaaa	2580
aattttaaga	agttttcttt	gtggggctgg	ggaggggocg	gggtcagggg	gagtcttttt	2640
ttttttttt	tttaataact	aaattggaac	atttaattcc	atattaatac	aaggggtttg	2700
aactggacat	cctaattgatg	caattacgtc	atcaccacgc	tgattccggg	tggttgcaa	2760
actcatcgty	tctgtcctga	gaggetccac	aatgcccacc	cgcacgcca	ttctgtagtc	2820
ttcagggta	gctgttgata	aaggggcagg	cttgcgttat	tggcctagat	ttgctgcag	2880
attaaatcct	ttgaggattc	tcttctcttt	taccattttt	ctgctgtctc	tcactctctc	2940
tttctctctc	tagcttttta	attcatgaat	atttctgtgt	ctgtctctct	ctctctctgt	3000
gtttcctcca	gcccttgtct	cggagacggg	gttttctctc	cttgcccct	tatcttttca	3060
cctcccaggt	ctaccatttc	atgggtgctg	ttgggtccgc	ctaaaggatt	tgagcgtttg	3120
ccattgcaag	catagtgtctg	tgtcatcctg	gtccatgtag	gactgggtct	aaccacctgc	3180
catcatgagg	atgtgtgcta	gagtgtggga	ccctggccaa	gtgcaggaat	gggccatgcc	3240
gtctcaccca	cagtatcaca	cgtggaaccg	cagacagggc	ccagaagctt	tagaggtatg	3300
aggetgcaga	accggagaga	ttttctctctg	tgcagtgtctc	tctggctaaa	gtcacggta	3360
aacctaaaca	ccgagcctca	ttaacccaag	tgaaccaacc	aaagtcacca	gttcagaagt	3420
gctaagctaa	taggagtctg	acccgagggc	ctgctgcttc	ctggttaagt	atcttttgag	3480
attctagaac	acatgggagc	tttttatttt	cggggaaaaa	ccgtattttt	ttctgttcca	3540
attatttcta	aagacacact	acatagaaag	aggccctata	aactcaaaaa	gtcattggga	3600
aacttaaagt	ctattctact	ttgcaagagg	agaaatgtgt	tttatgaacg	atagatcaca	3660
tcagaactcc	tgtggggagg	aaaccttata	aattaaacac	atggcccctc	tagagaccac	3720
aggtgatgtc	tgtctccatc	cttccctctc	cttttctgtc	acctttcccc	ctagctggct	3780
cctttggacc	taccctgtc	cttgetgact	tgtgttgcac	tgtattccaa	acgtgtttac	3840
aggttctctt	aagcaatggt	gtatttgcag	gcttttctga	ataccaaatc	tgetttttgt	3900
aaagcgtaaa	aacatcacia	agttagtcat	tccatcacca	cccttgtctc	tctacacatt	3960
ttgcctttgg	ggatctgggt	ggggttttgg	gttttttgtt	gttgttgttt	atttgttatt	4020
ttaaaggtaa	attgcacttt	taaaaaaaaa	attggttgac	ttaatataatt	tgettttttt	4080
ctcacctgca	cttagaggaa	atttgaacaa	gttgaaaaaa	aacaattttt	gtttcaattc	4140
taagaaacac	ttgcagctct	agtattcact	tgagtcttcc	tgtttttccct	gtaccgggtc	4200
atggtaattt	ttggttgttt	tggttgtttt	cttaaaaaac	aagttaaaac	ctgacgattt	4260
ctgcaggctg	tgtaagcatg	ttacctgtt	ggcttgcctt	gtgtgtctgt	taaatgaatg	4320
tcatatgtaa	atgctaaaat	aaatcgacag	tgtctcagaa	ctgaataact	gcagtgactt	4380
gatgctctaa	aacagtgtag	gatttaagaa	tagatggttt	ttaatcctgg	aaattgtgat	4440
tgtgaccat	gagtggagga	actttcagtt	ctaaagctga	taaagtgtgt	agccagaaga	4500
gtactttttt	ttttgtaacc	actgtcttga	tggcaaaaata	attatggtaa	aaaaacaagtc	4560
tcgtgtttat	tattccttaa	gaactctgtg	ttatattacc	atggaacgcc	taataaagca	4620
aaatgtggtt	gtttcaggaa	aaaaaaaaaa	aaaaa			4655

---

-continued

---

<210> SEQ ID NO 44  
<211> LENGTH: 4417  
<212> TYPE: DNA  
<213> ORGANISM: Homo sapiens  
<220> FEATURE:  
<223> OTHER INFORMATION: SEMA4D glucocorticoid receptor-responsive gene

<400> SEQUENCE: 44

gctgtaacac tcaccgtgaa ggtctgcagc ttcactcccg agccagcgag accacgaacc 60  
caccagaagg aagaaactct gaacacatct gaacatcaga agggacagac tccagacgcg 120  
ccaccactct gctaacacca gatagtggaa agaaaccatg tgctgaaatg tttgacgaca 180  
ctgatggttt gactctgcta actggaatgg cttattgtgc aagaaagtac acctggctcg 240  
gtcctggggc tcactctctag caccagcaaa gatttctgaa gacgtcttcc tagaaatgac 300  
tgaaaagttt caagaggcat aagatacagc atttctcttg aggcctgaa gaagtatcaa 360  
gtgggctttg acattgcggt ggtgagagcg acccctcctc acctggagaa ctgggaaatg 420  
tggattctca gggaccgctc tgttcacgag ctccaggctg tgctgctggc cctggctctg 480  
gggcgctgag ccgcatctgc aatagcacac ttgcccgccc acctgctgcc gtgagccttt 540  
gctgctgaag cccctggggc cgctctacc tgatgaggat gtgcaccccc attagggggc 600  
tgctcatggc ccttgcaagt atgtttggga cagcgatggc atttgacccc ataccccga 660  
tcacctggga gcacagagag gtgcacctgg tgcagtttca tgagccagac atctacaact 720  
actcagcctt gctgctgagc gaggacaagg acacctgta cataggtgcc cgggaggcgg 780  
tcttcgctgt gaacgcactc aacatctccg agaagcagca tgagggtgat tggaaaggtc 840  
cagaagacaa aaaagcaaaa tgtgcagaaa aggggaaatc aaaacagaca gagtgcctca 900  
actacatccg ggtgctgcag ccactcagcg ccaactcctt ttacgtgtgt gggaccaacg 960  
cattccagcc ggctgtgac cacctgaact taacatcctt taagtttctg gggaaaaatg 1020  
aagatggcaa aggaagatgt ccctttgacc cagcacacag ctacacatcc gtcattggtg 1080  
atggagaact ttattcgggg acgtcgtata attttttggg aagtgaaccc atcatctccc 1140  
gaaattcttc ccacagctc ctgaggacag aatatgcaat cccttgctg aacgagccta 1200  
gtttcgtgtt tgctgacgtg atccgaaaaa gccacagacag ccccgacggc gaggatgaca 1260  
gggtctactt cttcttcacg gaggtgtctg tggagtatga gtttgtgttc aggggtctga 1320  
tcccacggat agcaagagtg tgcaaggggg accagggcgg cctgaggacc ttgcagaaga 1380  
aatggacctc cttcctgaaa gcccgactca tctgctcccg gccagacagc ggcttggctc 1440  
tcaatgtgct gcgggatgct ttcgtgctca ggtccccggg cctgaagggtg cctgtgttct 1500  
atgcactctt caccacacag ctgaacaacg tggggctgtg ggcagtgtgc gcctacaacc 1560  
tgtccacagc cgaggaggtc ttctcccacg ggaagtacat gcagagcacc acagtggagc 1620  
agtccacac caagtgggtg cgctataatg gcccggtacc caagcccgcg cctggagcgt 1680  
gcatcgacag cgaggcacgg gccccaact acaccagctc cttgaatttg ccagacaaga 1740  
cgctgcagtt cgttaaagac caccctttga tggatgactc ggtaacccca atagacaaca 1800  
ggcccaggtt aatcaagaaa gatgtgaact acaccagat cgtgggtggc cggaccacag 1860  
ccctggatgg gactgtctat gatgtcatgt ttgtcagcac agaccgggga gctctgcaca 1920  
aagccatcag cctcgagcag gctgttcaca tcatcagga gaccagctc ttccaggact 1980

---

-continued

---

ttgagccagt ccagaccctg ctgctgtctt caaagaaggg caacaggttt gtctatgctg 2040  
gctctaactc gggcgtgggc caggccccgc tggccttctg tgggaagcac ggcacctgcg 2100  
aggactgtgt gctggcgcgg gacccctact gcgcctggag cccgccacaca ggcacctgcg 2160  
tggctctgca ccagaccgag agccccagca ggggtttgat tcaggagatg agcggcgatg 2220  
cttctgtgtg cccggcctcg tctcctaagc cctcctctcc tcttggtctc tcttccctgt 2280  
cctgtctggg ccatgtgggg gacaggaggc tttcctctcc ctggaccccc tggccagcct 2340  
cgggtgcggg gcccgacagc agctcgaggg tctccttget gccgcccttc ctgagtgacc 2400  
aggcacagca cgtgcacgcc ctggggaact tctacctctt ctgccaggcc acaggctctg 2460  
cagacattcg ctttgtctgg gagaagaatg ggcgagctct ggagacctgt gtcctctgtc 2520  
agacccatgc actgccgat ggcagggccc atgcactcag ctggctgcag gacgccatca 2580  
gggaaagcgc tgagtatcgc tgcctctgctc tctcctcagc agggaaacaag acttcgaagg 2640  
tgcaggttgc tgtgatgaga cctgaagtga cccaccagga gaggtggacc agagagctct 2700  
ctgcctggag ggtctgtggc ggggagcacg accggatgat gcagagctgg aggaaggcgt 2760  
gggaaagctg tagcaaggac accctgtagc caccaggaag gagtccctga caccgacctc 2820  
aacccaaca agacctgct gccactgacc acagccaccc ccggagaagg cctggctccc 2880  
cacaactgtg aactgtcttg cccaagcctg ctctgaacac agccattggg ccaccacctg 2940  
atgggcagag gcgggacagt ggagaagcct ggaacccaag tgggcctgtg acaggaacta 3000  
agacttaaaa aattagggtg ttacctggga cagtaagttc tegtctggcac aagcaggtaa 3060  
ccaggatggc taacaggctt tgatagctgc tegtgaacta aaacagcagg gtgtgtgcag 3120  
gttctctctc tacggtcagg cagcaggctc tgaaggctga tctacaccg tcccagtgac 3180  
tccccttgac agagtgcctc caccctctaa tagccaacag ggttagcatg gccagcacag 3240  
atcgtgctt ttattgatgc aaatcaagcc tgcctctctt cctccctgca gacttagcca 3300  
aggaactcca agatgcatga ctgggacaag aaaagggtgag actccacatg gaaatgctt 3360  
gccctaaacc ttgaatgact gtgagatgc atctgggagt gcactctgca agtctttgtg 3420  
ttttcttcac taacctcaga atactgggct ctattttctc aagcgtgca gtttatgcct 3480  
ctgtcccgtc aatgctcagc ttctgcaaca ggacacccaa cttgatgcag aaagccaaat 3540  
aggtaatta tgcaaatctc ctgggtgcat attaaattc ttgacgatgg aatgagtctc 3600  
atgagtgttt tgttctacct gctttcaagt ctctaattat taaagctgta tctctgaaga 3660  
ctgtgtcact gtgtgtgtga acttgtccta aagctactca gcctttaatc ttacacacac 3720  
gtctctctt gtctgtttaa tgacagttt catgtctatc ataaaaccaa agcctctgtt 3780  
aaaagtcaag ccgcaccctc ctgggtgatc tagcaaatc tgagtgtctt cccagcagtg 3840  
tgacaatgac ctgttttgca tcccctctt ctggagctgg acaaattctc taccagcctt 3900  
tgtgtgggat cagcatacat cgctgctaa ttccttcagg atccatcaca acagggtctc 3960  
tgaagatgct ggagacaccc tggttgtctc cacacgttcc ccctccgcac cccaagtcca 4020  
gaggcccagc tgctgtgag gtgtgtgctt gcccatccag ccaaggatgc cagtcttgct 4080  
cacggaacca tcacatactc ataacctgaa gttttctgtg aaaaatocca tcagctcact 4140  
gtggttctg ctttgggtgt ggttcaacc actacaaact gatgagtga atgctatggg 4200  
ctttaggctt atattcttg tctgttttc tgtctctct cctgaagtct ggatttcaag 4260

-continued

---

```

cactttcaca cttaacaaaa taattacata cttgaagttt tcgtaatgtg gagtggttcta 4320
ctgggaaatg gagttatgag gatgaatttc tgagtctttc tttgctctgc tggaaaaaat 4380
aaaaatagag ttgtacattg aaaaaaaaaa aaaaaaa 4417

```

&lt;210&gt; SEQ ID NO 45

&lt;211&gt; LENGTH: 3108

&lt;212&gt; TYPE: DNA

&lt;213&gt; ORGANISM: Homo sapiens

&lt;220&gt; FEATURE:

&lt;223&gt; OTHER INFORMATION: STOM glucocorticoid receptor-responsive gene

&lt;400&gt; SEQUENCE: 45

```

gcctctggct cctcagggca ttcccggcgg ctccggggtt ggcaacgagg acgggggagt 60
gcgactgcgt ctccggcagc atggccgaga agcggcacac acgggactcc gaagcccagc 120
ggctccccga ctcttcaag gacagcccca gtaagggcct tggacctgc ggatggattt 180
tgggtggcgt ctcatctta ttaccgtta taactttccc aatctcaata tggatgtgca 240
taaagattat aaaagagtat gaaagagcca tcatctttag attgggtcgc attttacaag 300
gaggagccaa aggacctggt ttgtttttta ttctgccatg cactgacagc tcatcaaaag 360
tggacatgag aactatttca tttgatattc ctctcagga gatcctcaca aaggattcag 420
tgacaattag cgtggatggt gtgggtctatt accgcgttca gaatgcaacc ctggctgtgg 480
caaatatcac caacgctgac tcagcaacc gtcttttggc acaaactact ctgaggaatg 540
ttctgggcac caagaatctt tctcagatcc tctctgacag agaagaaatt gcacacaaca 600
tgcagtctac tctggatgat gccactgatg cctggggaat aaaggtggag cgtgtggaaa 660
ttaaggatgt gaaactacct gtgcagctcc agagagctat ggctgcagaa gcagaagcgt 720
cccgcgaggg ccgcgccaaag gttattgcag ccgaaggaga aatgaatgca tccagggctc 780
tgaaaagaag ctccatggtc atcaactgaat ctctcgcagc ccttcagctc cgatacctgc 840
agacactgac caccattgct gctgagaaaa actcaacaat tgtcttccct ctgccatag 900
atatgctgca agaatcata ggggcaaac acagccatct aggctagtgt agagatgagc 960
gctagccttc caagcatgaa gtcgggggacc aaattagcct ttaactcata aagagaggggt 1020
agggcttttc tttttccata tgtcaattgt ggtgttccca gaatgtatag cagttataaa 1080
aataggtgaa agaattgtta gcttgtaaat actgagagat tggatgattta tataaggtaa 1140
tctgttagtc ttaaaatagt taaaagtgtg tattttttaga ttattatgta gtaggttaga 1200
tccctcttgt tttgacttcc actgactcat tctgaacccc ctaagcacc aggccagagg 1260
caagaacctg ggctgtaact gccacctgac accgctgact ggctaaatgc tttgcagaaa 1320
gtgatgacct tacaccacaa ccagcttctc caggtcatat gtgccttacc tccagagagt 1380
cttttttttt tttttctga gatggagttt cactcttgtt gcccaggctg gagtgaata 1440
gcatgatctc ggctcactgc aacctccgcc tcctggggtc aagagattct cctgcctcag 1500
cctccccagt agctgggatt acaggtcat gccacctgc ccagctaatt tttgtattat 1560
tattattgtt ttttagtaga gacgggggtt caccatgttg gccaggctag tcacgaactc 1620
ctaacctcag gtgateccacc cacctctgcc tcccaaagtg ctgggattac aggcattgagc 1680
taccacacct ggtttgaga gtcttaatta aggaaatttc cctaatgttc atttattttc 1740
taaatccaga ccgtgtttca gaataatcct tacttgagag tagccattht cttgcctgta 1800

```

-continued

---

```

ctgttcagaa ctgaggaaa tagccaagac taatgaaaa gattactcta acccttaaaa 1860
gacttttaaa ttcactacta gagtggcat tttaaaaata catccatggt ttaacttatt 1920
tgagccttct ttatgagtaa atgattcctc cttgttctgt ctttcaaacc agctaaatat 1980
ttgtcacaaa agtgcttttt tctcactggt gcctattttc atatatcagg ttttaaatag 2040
ttttaatttt ttaataaaat tttctctacg ttctatatgc aattggtata tatctatttg 2100
aatagctgaa ggactaaaat acttttttaa gagataactt caggaaacca ttatatttta 2160
ctatctgcat gctgttaact gtggtacact gtgaaatag ttgattacaa acccattcat 2220
tacatagtat aaggaattca cagtatattg actatatagt gtctaagat cttgggcaga 2280
tactgtcaaa cttacaatat ctatatagat gtaggtcctt ttaaatttac ctagtcatc 2340
ttctatcatg tataattgat ctgaaagagg aactggtcag ctctctgga caacaaattc 2400
ttagtctata atattaggag acatctctg ttttgcaaat gtctgtgaat ctgagcaacc 2460
tggcattctg cttactggcc agaaagctgg cgggtgacat ttgtaacatt tcctctttga 2520
gactctgagt tcacctagag aagtetaagc ataacagctt tctttcccag cacgagcctt 2580
tatagctctc tttagctcaa ccactctgtc catccagcca atggatgtcc ctcccctgt 2640
acccaattt caagcttatt ttaggaagcc ttgaactacc atgtatcctg gctcctagct 2700
gagtttatta gaggtatgga gcagtgaac ttaaaactcaa gttgcaetta cattttgaa 2760
tttaaaatga tggttttatc tgttgtgga agtggttcac ccttgaggac caggagcctc 2820
catatcctga ctgaaaacct tttctgagac ttagagtaac agtgcttttg gttccttgag 2880
ttctcctgtc tccagatacc aaatgaactt gacttttctg ccttggtgaat tcgtagtcca 2940
atcagctgaa attaaatcac ttgggagga cgcataagaag gagctctagg aacacagtgc 3000
cagtcagaaa gtttctccag gtggcctccc tttccaacaa tgtacataat aaagtgtatg 3060
cactttcact aataaaaaaa aaaaaaaaaa aaaaaaaaaa aaaaaaaaaa 3108

```

&lt;210&gt; SEQ ID NO 46

&lt;211&gt; LENGTH: 4090

&lt;212&gt; TYPE: DNA

&lt;213&gt; ORGANISM: Homo sapiens

&lt;220&gt; FEATURE:

&lt;223&gt; OTHER INFORMATION: MAOA glucocorticoid receptor-responsive gene

&lt;400&gt; SEQUENCE: 46

```

gggagctccc ggagtacag caaaagggtt cggcccggcc acagtgcccg gctccccccg 60
ggatcaaaa gaaggatcgg ctccgcccc gggtccccg ggggagtga tagaagggtc 120
cttcccacc tttgcccgtc ccactcctgt gcctacgacc caggagcgtg tcagccaaag 180
catggagaat caagagaagg cgagtatgc gggccacatg ttcgacgtag tcgtgatcgg 240
aggtggcatt tcaggactat ctgctgcaa actcttgact gaatatggcg ttagtgtttt 300
ggttttagaa gctcgggaca gggttggagg aagaacatat actataagga atgagcatgt 360
tgattacgta gatgttggg gagccttatgt gggaccaacc caaacagaa tcttacgctt 420
gtctaaggag ctgggcatag agacttacia agtgaatgct agtgagcgtc tcgttcaata 480
tgtcaagggg aaaacatata catttcgggg cgcctttcca ccagtatgga atccattgc 540
atatttggat tacaataatc tgtggaggac aatagataac atggggaagg agattccaac 600
tgatgcaccc tgggaggctc aacatgctga caaatgggac aaaatgacca tgaagagct 660

```

-continued

---

cattgacaaa atctgctgga caaagactgc taggcgggtt gcttatcttt ttgtgaatat	720
caatgtgacc tctgagcctc acgaagtgtc tgccctgtgg ttcttgtggg atgtgaagca	780
gtgcgggggg accactcgga tattctctgt caccaatggg ggccaggaac ggaagtttgt	840
aggtggatct ggtcaagtga gcgaacggat aatggacctc ctcggagacc aagtgaagct	900
gaaccatcct gtcactcacg ttgaccagtc aagtgacaac atcatcatag agacgctgaa	960
ccatgaacat tatgagtgca aatacgtaat taatgcgatc cctccgacct tgactgccaa	1020
gattcacttc agaccagagc ttccagcaga gagaaaccag ttaattcagc ggcttccaat	1080
gggagctgtc attaagtgca tgatgtatta caaggaggcc ttctggaaga agaaggatta	1140
ctgtggctgc atgatcattg aagatgaaga tgctccaatt tcaataacct tggatgacac	1200
caagccagat gggctactgc ctgccatcat gggcttcatt cttgcccga aagctgatcg	1260
acttgctaag ctacataagg aaataaggaa gaagaaaatc tgtgagctct atgccaaagt	1320
gctgggatcc caagaagctt tacatccagt gcattatgaa gagaagaact ggtgtgagga	1380
gcagtactct gggggctgct acacggccta ctteccctct gggatcatga ctcaatatgg	1440
aaggtgatt cgtcaacccg tgggcaggat tttctttgcg ggcacagaga ctgccacaaa	1500
gtggagcggc tacatggaag gggcagttga ggctggagaa cgagcagcta gggaggtctt	1560
aaatggcttc gggaaagtga ccgagaaaga tatctgggta caagaacctg aatcaaagga	1620
cgttccagcg gtagaaatca cccacacctt ctgggaaagg aacctgcctt ctgtttctgg	1680
cctgctgaag atcattggat tttccacatc agtaactgcc ctggggtttg tgctgtacaa	1740
atacaagctc ctgccacggg cttgaagttc tgttcttatg ctctctgctc actggttttc	1800
aataccacca agaggaaaat attgacaagt ttaaaggctg tgtcattggg ccatgtttaa	1860
gtgtactgga ttttaactacc tttggcttaa ttccaatcat tgttaaagta aaaacaattc	1920
aaagaatcac ctaattaatt tcagtaagat caagctccat cttatattgct agtgtagatc	1980
aactcatgtt aattgataga ataaagcctt gtgatcactt tctgaaattc acaaagttaa	2040
acgtgatgtg ctcatcagaa acaattttctg tgtcctgttt ttattccctt caatgcaaaa	2100
tacatgatga tttcagaaac aaagcatttg actttctgtc tgtggagggtg gagtaggtga	2160
aggcccagcc tgtaactgtc ctttttcttc ccttaggcaa tggggaactg tcattacaga	2220
gcctagagggc tcacagcctc ctggaggaag cagcctccac tttggatcag gaaatagtaa	2280
aggaaagcag tgttgggggt agcggcatgc agacctcag accagaatgg ggacatcttg	2340
tggctctgtg cctcaggaat ctctgacca cttgtagtcc ctccgacttc tctagacatc	2400
tagtctcagt gctagcttat ttgtattttt cctctttcac ttcttatgga ggagagtgtt	2460
taactgagtt agaattgtga aactgacttg ctgtgactta tgtgcagctt tccagttgag	2520
cagaggaaaa tagtggcagg actgtcccc aggaggactc cctgcttagc tctgtgggag	2580
accaactacg actggcatct tctcttcccc ctggaaggca gctagacacc aatggatcct	2640
tgtcagttgt aacattctat ttcaacttca ggaaagcagc agttttcttt taatttttcc	2700
tatgaccata aaattagaca tacctctcaa cttacatatg tcttcaacat ggttacctct	2760
gcataaatat tagcaagca tgccaatttc tcttaagtac tgaaatacat atgataaatt	2820
tgactgttat ttgttgagac tatcaaacag aaaagaaatt agggctctaa tttccttaa	2880
gcaagctcac ttgcttagt tgtaagttt tataaaagac atgaaattga gtcattttat	2940

-continued

---

```

atatgaaaac taagttctct atcttaggag taatgtcggc ccacaagggt gcccacctct 3000
tgttttcccc ttttaaaaac tcagatTTTT aaaagccctt tccaaagggt tcaactgtaa 3060
aatacttctt tttacaatgt atcaacatat ttttatttaa ggggaattaa caattgccag 3120
ggaaaccagc caaccaagt ttattatc ataacctta tcataaatc aaacctaatg 3180
tgctggaccc tgggtgagg acataaatct tccaaagttt tgctatcct aagagctgca 3240
ttttctact gctcttacc ttgcatTTTA gctaatttag gagttttgag aatgtattgg 3300
atacgctcca gtacataagg agttgccgca tattatatca gactgctttg agaaatctca 3360
tccctagtct attgcagttg tttctattag ctactgatt aactcagtc tgacacacct 3420
tttgggaaat gctgatTTAA acttctaac tggcaacagt tggaacagta atcagtttgc 3480
taacatattt aaagtctga atgttgaaga actcatgta tttaccctt tcaactttt 3540
ggaaaacgat ttaatttatt ctaattagat taaccctatt aatctatgga ttgggtatca 3600
aatgaatgc cagtcagat gtgcctagac acgaaattgg agctgaggac tctcacgata 3660
tgcaagtcca tccaactgca agataccata agctttttct ctgaaccaga gaaatgaaag 3720
tcagtttaag aggctgatag atcttggccc tgtaaggca tccacttcac agttctgaag 3780
gctgagtcag cccactcca cagttaggcc aagaattaga ttttaaaact tcatctgtct 3840
gtcccagtta actgttaaat aaggcctcat cctccactga agagtatgga ttgaaggatt 3900
gtgaactatg tttagtgtga ttgtgaactt ggtgccta atgtccatgtc tgaagtttgc 3960
cccagtgcta cacgttgagg tatacctatg tgtgtgcttt gccactgaag taagattttg 4020
cctgtatggt actgttttgt ttgttaataa agtgcactgc ccccccaat gcaaaaaaaaa 4080
aaaaaaaaa 4090

```

&lt;210&gt; SEQ ID NO 47

&lt;211&gt; LENGTH: 6784

&lt;212&gt; TYPE: DNA

&lt;213&gt; ORGANISM: Homo sapiens

&lt;220&gt; FEATURE:

&lt;223&gt; OTHER INFORMATION: glucocorticoid receptor (GR) alpha

&lt;400&gt; SEQUENCE: 47

```

ggcgcgcct ccaccgctc cccgctcggc cccgctcgtc ccccaggcc gggctgcct 60
ttcgcgtgct cgcgctctct tcctccgcc gccgctcct ccattttgag agctcgtgct 120
tgtgacggga gcccagtc aagcctgcc gtcggggacg gattctgtgg gtggaaggag 180
acgccgcagc cggagcggcc gaagcagctg ggaccgggac ggggcacgcg cccccgaaac 240
ctcagcccgcc ggagcccgcc gcggggcgga gggctggctt gtcagctggg caatgggaga 300
ctttctaaa taggggctct cccccacc ccaggagaaag gggcggtgtg ttacttctt 360
tttttagaaa aaaaaaatat attccctcc tgctcctct gcgttcacaa gctaagttgt 420
ttatctcggc tgcggcggga actgcccagc gtggcggcg agcggctcct ctgccagagt 480
tgatattcac tgatggactc caaagaatca ttaactcctg gtagagaaga aaaccacagc 540
agtgtgcttg ctcaggagag gggagatgtg atggacttct ataaaacctt aagaggagga 600
gctactgtga aggtttctgc gtcttcacc ctaactgctg tcgcttctca atcagactcc 660
aagcagcgaa gacttttggg tgattttcca aaaggctcag taagcaatgc gcagcagcca 720
gatctgtcca aagcagttc actctcaatg ggactgtata tgggagagac agaaacaaaa 780

```

-continued

---

gtgatgggaa atgacctggg attcccacag cagggccaaa tcagcctttc ctgggggaa	840
acagacttaa agcttttggg agaaagcatt gcaaacctca ataggtcgac cagtgttcca	900
gagaacccca agagttcagc atccactgct gtgtctgctg cccccacaga gaaggagttt	960
ccaaaaactc actctgatgt atcttcagaa cagcaacatt tgaagggcca gactggcacc	1020
aacggtggca atgtgaaatt gtataccaca gaccaaagca cctttgacat tttgcaggat	1080
ttggagtttt cttctgggtc cccaggtaaa gagacgaatg agagtccttg gagatcagac	1140
ctggtgatag atgaaaactg tttgctttct cctctggcgg gagaagacga ttcattcctt	1200
ttggaaggaa actcgaatga ggactgcaag cctctcattt taccggacac taaacccaaa	1260
attaaggata atggagatct ggttttgtca agccccagta atgtaacact gccccaagtg	1320
aaaacagaaa aagaagatth catcgaactc tgcaccctg gggtaatata gcaagagaaa	1380
ctgggcacag tttactgtca ggcaagcttt cctggagcaa atataattgg taataaatg	1440
tctgccattt ctgttcatgg tgtgagtacc tctggaggac agatgtacca ctatgacatg	1500
aatacagcat ccctttctca acagcaggat cagaagccta tttttaatgt cattccacca	1560
attcccgctg gttccgaaaa ttggaatagg tgccaaggat ctggagatga caacttgact	1620
tctctgggga ctctgaaact cctctgctga acagttttt ctaatggcta ttcaagcccc	1680
agcatgagac cagatgtaag ctctctcca tccagctcct caacagcaac aacaggacca	1740
cctcccaaac tctgcctggt gtgctctgat gaagcttcag gatgtcatta tggagtctta	1800
acttgtggaa gctgtaaagt tttcttcaaa agagcagtg aaggacagca caattaccta	1860
tgtgctggaa ggaatgattg catcatogat aaaattcgaa gaaaaaactg cccagcatgc	1920
cgctatcgaa aatgtcttca ggctggaatg aacctggaag ctcgaaaaac aaagaaaaa	1980
ataaaaggaa ttcagcaggc cactacagga gtctcacaag aaacctctga aaatcctggt	2040
aacaaaaaaa tagttctgc aacgttacca caactcacc ctacctggt gtcactgttg	2100
gaggttatg aacctgaagt gttatatgca ggatatgata gctctgttcc agactcaact	2160
tggaggatca tgactacgct caacatgta ggagggcggc aagtgattgc agcagtgaaa	2220
tgggcaaagg caataccagg tttcaggaac ttacacctgg atgaccaaat gaccctactg	2280
cagtactcct ggatgtttct tatggcattt gctctggggt ggagatcata tagacaatca	2340
agtgcaaacc tgctgtgttt tgctcctgat ctgattatta atgagcagag aatgactcta	2400
ccctgcatgt acgaccaatg taaacacatg ctgtatgttt cctctgagtt acacaggctt	2460
caggtatctt atgaagagta tctctgtatg aaaaccttac tgcttctctc ttcagttcct	2520
aaggacggtc tgaagagcca agagctatth gatgaaatta gaatgaccta catcaaagag	2580
ctagaaaaag ccattgtcaa gagggaagga aactccagcc agaactggca gcgggtttat	2640
caactgacaa aactcttggg ttctatgcat gaagtggttg aaaatctcct taactattgc	2700
ttccaaacat ttttgataa gaccatgagt attgaattcc ccgagatgtt agctgaaatc	2760
atcaccaatc agatccaaa atattcaaat ggaaatatca aaaaactctc gtttcatcaa	2820
aagtgactgc cttaataaga atgggtgcct taaagaaagt cgaattaata gcttttattg	2880
tataaactat cagtttgtcc tgtagaggtt ttgtgtttt attttttatt gttttcatct	2940
gttgttttgt tttaaatcag cactacatgt ggtttataga gggccaagac ttggcaacag	3000
aagcagttga gtcgtcatca cttttcagtg atgggagagt agatggtgaa atttattagt	3060

---

-continued

---

taatatatcc cagaaattag aaaccttaat atgtggacgt aatctccaca gtcaaagaag 3120  
gatggcacct aaaccaccag tgcccaaagt ctgtgtgatg aactttctct tcatactttt 3180  
tttcacagtt ggctggatga aattttctag actttctgtt ggtgtatccc cccctgtat 3240  
agttaggata gcatttttga tttatgcatg gaaacctgaa aaaaagtta caagtgata 3300  
tcagaaaagg gaagttgtgc cttttatagc tattactgtc tggttttaac aatttccttt 3360  
atatttagtg aactacgctt gctcattttt tcttacataa ttttttattc aagttattgt 3420  
acagctgttt aagatgggca gctagtctgt agctttccca aataaactct aaacattaat 3480  
caatcatctg tgtgaaaatg ggttgggtct tctaactga tggcacttag ctatcagaag 3540  
accacaaaaa ttgactcaaa tctccagtat tcttgtcaaa aaaaaaaaaa aaaaagctca 3600  
tattttgtat atatctgctt cagtggagaa ttatataggt tgtgcaaatt aacagtccta 3660  
actggtatag agcacctagt ccagtgacct gctgggtaaa ctgtggatga tggttgcaaa 3720  
agactaattt aaaaaataac taccaagagg cctgtctgt acctaacgcc ctatttttgc 3780  
aatggctata tggcaagaaa gctggtaaac tatttgcctt tcaggacctt ttgaagtagt 3840  
ttgtataact tcttaaaagt tgtgattcca gataaccagc tgtaacacag ctgagagact 3900  
tttaatcaga caaagtaatt cctctcacta aactttacc ccaaaactaaa tctctaatat 3960  
ggcaaaaatg gctagacacc cattttcaca ttcccatctg tcaccaattg gttaatcttt 4020  
cctgatggta caggaaagct cagctactga tttttgtgat ttagaactgt atgtcagaca 4080  
tccatgtttg taaaactaca catcccta atgtgtccata gagtttaaca caagtcctgt 4140  
gaatttcttc actgttgaaa attattttaa acaaaataga agctgtagta gccctttctg 4200  
tgtgcacctt accaactttc tgtaaactca aaacttaaca tattactaa gccacaagaa 4260  
atgtgatttc tattcaaggt ggccaaatta tttgtgta atgaaaaactga aaatctaata 4320  
ttaaaaaat ggaacttcta atatattttt atatttagtt atagttcag atatatatca 4380  
tattggtatt cactaatctg ggaaggaag ggctactgca gctttacatg caatttatta 4440  
aaatgattgt aaaatagctt gtatagtgt aataagaat gattttttaga tgagattgtt 4500  
ttatcatgac atgttatata tttttgttag gggcaaaaga aatgctgatg gataacctat 4560  
atgatttata gtttgtacat gcattcatac aggcagcgat ggtctcagaa accaaacagt 4620  
ttgctctagg ggaagagggg gatggagact ggtcctgtgt gcagtgaagg ttgctgaggc 4680  
tctgaccag tgagattaca gaggaagtta tccctctgct cccattctga ccacccttct 4740  
cattccaaca gtgagtctgt cagcgcaggt ttagtttact caatctccc ttgcaactaa 4800  
gtatgtaaag tatgtaaaca ggagacagga aggtgggtct tacatcctta aaggcaccat 4860  
ctaatagcgg gttactttca catacagccc tccccagca gttgaatgac aacagaagct 4920  
tcagaagttt ggcaatagtt tgcatagagg taccagcaat atgtaaatag tgcagaatct 4980  
cataggttgc caataatata ctaattcctt tctatcctac aacaagagtt tatttccaaa 5040  
taaaatgagg acatgttttt gttttctttg aatgcttttt gaatgttatt tgttattttc 5100  
agtattttgg agaaattatt taataaaaaa acaatcattt gctttttgaa tgctctctaa 5160  
aagggaatgt aatattttaa gatgggtgtt aaccggctg gataaatttt tgggtgcctaa 5220  
gaaaactgct tgaatattct tatcaatgac agtgtaagt ttcaaaaaga gcttctaaaa 5280  
cgtagattat cattccttta tagaatgta tgtggttaaa accagaaagc acatctcaca 5340

-continued

---

```

cattaatctg attttcatcc caacaatctt ggcgctcaaa aaatagaact caatgagaaa 5400
aagaagatta tgtgcacttc gttgtcaata ataagtcaac tgatgctcat cgacaactat 5460
aggaggcttt tcattaatg gaaaaagaag ctgtgccctt ttaggatgacg tgggggaaaa 5520
gaaagtcatc ttaattatgt ttaattgtgg atttaagtgc tatatggtgg tgctgtttga 5580
aagcagattt atttcctatg tatgtgttat ctggccatcc caaccctaac tgttgaagt 5640
tgtagtaact tcagtggag tgggttactc acaacaaatc ctgaaaagta ttttttagtgt 5700
ttgtaggat tctgtgggat actatacaag cagaactgag gcacttagga cataacactt 5760
ttggggata tatatccaaa tgcctaaaaac tatgggagga aaccttggcc accccaaaag 5820
gaaaactaac atgatttggt tctatgaagt gctggataat tagcatggga tgagctctgg 5880
gcatgccatg aaggaaagcc acgctccctt cagaattcag aggcaggagg caattccagt 5940
ttcacctaag tctcataatt ttagttccct tttaaaaacc ctgaaaacta catcaccatg 6000
gaatgaaaaa tattgttata caatacattg atctgtcaaa ctccagaac catggttagcc 6060
ttcagtgaga tttccatctt ggetggtcac tccctgactg tagctgtagg tgaatgtgtt 6120
tttgtgtgtg tgtgtctggt tttagtgtca gaagggaaat aaaagtgtaa ggaggacact 6180
ttaaacctt tgggtggagt ttcgtaattt cccagactat tttcaagcaa cctgggtccac 6240
ccaggattag tgaccagggt ttcaggaaag gatttgcctc tctctagaaa atgtctgaaa 6300
ggattttatt ttctgatgaa aggctgtatg aaaatccct cctcaataa cttgctaac 6360
tacatataga ttcaagtgtg tcaatattct atttgtata ttaaatgcta tataatgggg 6420
acaaatctat attatactgt gtatggcatt attaagaagc tttttcatta tttttatca 6480
cagtaatttt aaaatgtgta aaaattaaaa ccagtgactc ctgttataaa ataaaagttg 6540
tagtttttta ttcagtgtga ataataatct gtagtataaa aaaaagtgtc tttttaccta 6600
cgcagtgaaa tgtcagactg taaaaccttg tgtggaaatg ttttaactttt attttttcat 6660
ttaaatgtgc tgttctggta ttaccaaacc acacatttgt accgaattgg cagtaaatgt 6720
tagccattta cagcaatgcc aaatatggag aaacatcata ataaaaaat ctgctttttc 6780
atta 6784

```

```

<210> SEQ ID NO 48
<211> LENGTH: 4154
<212> TYPE: DNA
<213> ORGANISM: Homo sapiens
<220> FEATURE:
<223> OTHER INFORMATION: glucocorticoid receptor (GR) beta

```

```

<400> SEQUENCE: 48

```

```

ggcgccgct ccaccgctc cccgctcggg cccgctcgtc cgcccaggcc gggctgcct 60
ttcgcgtgtc cgcgctctct tccctccgc gccgctcct ccattttgcg agctcgtgtc 120
tgtgacggga gcccgagtca ccgctgccc gtcgggacg gattctgtgg gtggaaggag 180
acgccgcagc cggagcggcc gaagcagctg ggaccgggac ggggcacgcy cgcccggaac 240
ctcgaaccgc ggagcccggc gggggcgga gggctggctt gtcagctggg caatgggaga 300
ctttctaaa tagggctct cccccacc atggagaaag gggcgctgt ttacttctt 360
tttttagaaa aaaaaatat atttccctc tgctcctct gcgttcaca gctaagttgt 420
ttatctcgc tgcggcggga actgcccagc gtggcggcg agcggctcct ctgccagagt 480

```

-continued

---

tgatattcac	tgatggactc	caaagaatca	ttaactcctg	gtagagaaga	aaaccccagc	540
agtgtgcttg	ctcaggagag	gggagatgtg	atggacttct	ataaaacct	aagaggagga	600
gctactgtga	aggttttctg	gtcttcaccc	tcactggctg	tcgcttctca	atcagactcc	660
aagcagcgaa	gacttttggg	tgattttcca	aaaggctcag	taagcaatgc	gcagcagcca	720
gatctgtcca	aagcagtttc	actctcaatg	ggactgtata	tgggagagac	agaaacaaaa	780
gtgatgggaa	atgacctggg	attcccacag	cagggccaaa	tcagcctttc	ctcgggggaa	840
acagacttaa	agcttttggg	agaaagcatt	gcaaacctca	ataggctcag	cagtgttcca	900
gagaacccca	agagttcagc	atccactgct	gtgtctgctg	ccccacaga	gaaggagttt	960
ccaaaaactc	actctgatgt	atcttcagaa	cagcaacatt	tgaagggcca	gactggcacc	1020
aacggtggca	atgtgaaatt	gtataccaca	gaccaaagca	cctttgacat	tttgaggat	1080
ttggagtttt	cttctgggtc	cccaggtaaa	gagacgaatg	agagtccttg	gagatcagac	1140
ctggtgatag	atgaaaactg	tttgctttct	cctctggcgg	gagaagcga	ttcatctctt	1200
ttggaaggaa	actcgaatga	ggactgcaag	cctctcattt	taccggacac	taaaccctaa	1260
attaaggata	atggagatct	ggtttttgca	agccccagta	atgtaacct	gccccaaagt	1320
aaaacagaaa	aagaagatgt	catcgaactc	tgccccctg	gggtaattaa	gcaagagaaa	1380
ctgggcacag	tttactgtca	ggcaagcttt	cctggagcaa	atataattgg	taataaaatg	1440
tctgccattt	ctgttcattg	tgtgagtacc	tctggaggac	agatgtacca	ctatgacatg	1500
aatacagcat	ccctttctca	acagcaggat	cagaagccta	tttttaattg	cattccacca	1560
attcccggtg	gttccgaaaa	ttggaatagg	tgccaaggat	ctggagatga	caacttgact	1620
tctctgggga	ctctgaaact	ccctggtcga	acagtttttt	ctaatggcta	ttcaagcccc	1680
agcatgagac	cagatgtaag	ctctcctcca	tccagctcct	caacagcaac	aacaggacca	1740
cctcccaaac	tctgcctggt	gtgctctgat	gaagcttcag	gatgtcatta	tggagtotta	1800
acttgtggaa	gctgtaaagt	tttcttcaaa	agagcagtgg	aaggacagca	caattacctt	1860
tgtgtcggaa	ggaatgatg	catcatcgat	aaaattcga	gaaaaaactg	cccagcatgc	1920
cgctatcgaa	aatgtcttca	ggctggaatg	aacctggaag	ctcgaaaaac	aaagaaaaaa	1980
ataaaaggaa	ttcagcaggc	cactacagga	gtctcacaag	aaacctctga	aaatcctggt	2040
aacaaaacaa	tagttcctgc	aacggtacca	caactcacc	ctaccctggt	gtcactgttg	2100
gaggttattg	aacctgaagt	ggttatatgca	ggatatgata	gctctgttcc	agactcaact	2160
tggaggatca	tgactacgct	caacatgta	ggagggcggc	aagtgattgc	agcagtgaaa	2220
tgggcaaagg	caataccagg	tttcaggaac	ttacacctgg	atgaccaaat	gaccctactg	2280
cagtactcct	ggatgtttct	tatggcattt	gctctggggg	ggagatcata	tagacaatca	2340
agtgcaaac	tgctgtgttt	tgctcctgat	ctgattatta	atgagcagag	aatgactcta	2400
ccctgcatgt	acgaccaatg	taaacacatg	ctgtatgttt	cctctgagtt	acacaggctt	2460
caggtatctt	atgaagagta	tctctgtatg	aaaaccttac	tgcttctctc	ttcagttcct	2520
aaggacggtc	tgaagagcca	agagctatgt	gatgaaatta	gaatgacctt	catcaaagag	2580
ctaggaaaag	ccattgtcaa	gaggggaagga	aactccagcc	agaactggca	gcggttttat	2640
caactgacaa	aactcttggg	ttctatgcat	gaaaatgta	tgtggttaaa	accagaaagc	2700
acatctcaca	cattaatctg	attttcatcc	caacaatctt	ggcgtctaaa	aaatagaact	2760

-continued

---

```

caatgagaaa aagaagatta tgtgcacttc gttgtcaata ataagtcaac tgatgctcat 2820
cgacaactat aggaggcttt tcattaatg ggaaaagaag ctgtgcctt ttaggatacg 2880
tgggggaaaa gaaagtcatc ttaattatgt ttaattgtgg atttaagtgc tatatggtgg 2940
tgctgtttga aagcagatth atttcctatg tatgtgttat ctggccatcc caacccaaac 3000
tgttgaagtt ttagtaact tcagttagag ttggttactc acaacaaatc ctgaaaagta 3060
tttttagtgt ttgtaggtat tctgtgggat actatacaag cagaactgag gcacttagga 3120
cataaactt ttgggtata tatatccaaa tgcctaaaac tatgggagga aacctggcc 3180
accccaaaag gaaaactaac atgatttgtg tctatgaagt gctggataat tagcatggga 3240
tgagctctgg gcatgccatg aaggaaagcc acgctccctt cagaattcag aggcagggag 3300
caattccagt ttcacctaag tctcataatt ttagttccct tttaaaaacc ctgaaaacta 3360
catcaccatg gaatgaaaaa tattgttata caatacattg atctgtcaaa cttccagaac 3420
catggtagcc ttcagtgaga tttccatctt ggctggtcac tccctgactg tagctgtagg 3480
tgaatgtgtt tttgtgtgtg tgtgtctggt tttagtgtca gaagggaaat aaaagtgtaa 3540
ggaggacact ttaaaccctt tgggtggagt ttcgtaattt cccagactat tttcaagcaa 3600
cctgtccac ccaggattag tgaccagggt ttcaggaaag gatttgett cctctagaaa 3660
atgtctgaaa ggattttatt tctgatgaa aggctgtatg aaaataccct cctcaataa 3720
cttgcttaac tacatataga ttcaagtgtg tcaatattct atttgtata ttaaatgcta 3780
tataatgggg acaaatctat attatactgt gtatggcatt attaagaagc tttttcatta 3840
ttttttatca cagtaatttt aaaatgtgta aaaatataaa ccagtgactc ctgtttaaaa 3900
ataaaagttg tagtttttta ttcattgtga ataataatct gtagtataaa aaaaagtgtc 3960
tttttaceta cgcagtgaaa tgcagactg taaaacctg tgtggaaatg ttaactttt 4020
attttttcat ttaaatgtgc tgttctggta ttaccaaacc acacattgt accgaattgg 4080
cagtaaatgt tagccattta cagcaatgcc aaatatggag aaacatcata ataaaaaat 4140
ctgctttttc atta 4154

```

&lt;210&gt; SEQ ID NO 49

&lt;211&gt; LENGTH: 6330

&lt;212&gt; TYPE: DNA

&lt;213&gt; ORGANISM: Homo sapiens

&lt;220&gt; FEATURE:

<223> OTHER INFORMATION: nuclear receptor subfamily 3, group A,  
 member 1, transcript variant 4 (NR3A1), estrogen receptor  
 (ESR1, ER, ESR, ESRA, ESTRR) cDNA (complete)

&lt;400&gt; SEQUENCE: 49

```

aggagctggc ggaggggcgtt cgtcctggga ctgcacttgc tcccgctcggg tcgcccggct 60
tcaccggacc cgcaggctcc cggggcaggg ccggggccag agctcgcgtg tcggcgggac 120
atgcgctgag tcgctctaa cctcgggctg tgctcttttt ccagggtggc cgcggtttc 180
tgagccttct gccctgctgg gacacggctc gcacctgcc cgcggccacg gacctgacc 240
atgacctccc acaccaaacg atctgggatg gccctactgc atcagatcca agggaaacgag 300
ctggagcccc tgaaccgtcc gcagctcaag atccccctgg agcggccctt gggcgagggtg 360
tacctggaca gcagcaagcc cgcctgttac aactaccccg agggcgccgc ctacgagttc 420
aacgcccggg ccgcccgaac cgcgcaggtc tacggtcaga ccggcctccc ctacggcccc 480

```

-continued

---

gggtctgagg ctgctggcgtt cggtcccaac ggctggggg gtttcccc actcaacagc	540
gtgtctccga gcccgtgat gctactgcac ccgccgcgc agctgtcgcc tttcctgcag	600
ccccacggcc agcaggtgcc ctactacctg gagaacgagc ccagcggcta cacggtgccg	660
gaggccggcc cgccggcatt ctacaggcca aattcagata atcgacgcca gggtggcaga	720
gaaagattgg ccagtaccaa tgacaaggga agtatggcta tggaatctgc caaggagact	780
cgctactgtg cagtgtgcaa tgactatgct tcaggctacc attatggagt ctggtcctgt	840
gagggtgca aggccttctt caagagaagt attcaaggac ataacgacta tatgtgtcca	900
gccaccaacc agtgcaccat tgataaaac aggaggaaga gctgccaggc ctgccggctc	960
cgcaaatgct acgaagtggg aatgatgaaa ggtgggatac gaaaagaccg aagaggagg	1020
agaatgttga aacacaagcg ccagagagat gatggggagg gcaggggtga agtggggtct	1080
gctggagaca tgagagctgc caaccttgg ccaagccgc tcatgatcaa acgctctaag	1140
aagaacagcc tggccttgtc cctgacggcc gaccagatgg tcagtgcctt gttggatgct	1200
gagccccca tactctattc cgagtatgat cctaccagac ccttcagtga agcttcgatg	1260
atgggcttac tgaccaacct ggcagacagg gagctggttc acatgatcaa ctgggcgaag	1320
agggtgccag gctttgtgga tttgacctc catgatcagg tccacctctt agaatgtgcc	1380
tggctagaga tcctgatgat tggctctgtc tggcgctcca tggagacccc agggaagcta	1440
ctgtttgtc ctaacttget cttggacagg aaccaggaa aatgtgtaga gggcatggtg	1500
gagatcttcg acatgctgct ggctacatca tctcggtcc gcgatgatgaa tctgcaggga	1560
gaggagtgtg tgtgcctcaa atctattatt ttgcttaatt ctggagtga cacatttctg	1620
tccagcccc tgaagtctct ggaagagaag gaccatatcc accgagtcct ggacaagatc	1680
acagacactt tgatccacct gatggccaag gcaggcctga ccctgcagca gcagcaccag	1740
cggtggccc agctcctctc catcctctcc cacatcaggc acatgagtaa caaaggcatg	1800
gagcatctgt acagcatgaa gtgcaagaac gtggtgcccc tctatgacct gctgctggag	1860
atgctggacg cccaccgctc acatgcgccc actagccgtg gaggggcatc cgtggaggag	1920
acggacaaa gccacttggc cactgcgggc tctacttcat cgcattcctt gcaaaagtat	1980
tacatcacgg gggaggcaga gggtttccct gccacggtct gagagctccc tggctcccac	2040
acggttcaga taatccctgc tgcattttac cctcatcatg caccacttta gccaaattct	2100
gtctcctgca tacactcgg catgcatcca acaccaatgg ctttctagat gagtggccat	2160
tcatttgctt gctcagttct tagtggcaca tcttctgtct tctgttggga acagccaaag	2220
ggattccaag gctaaatctt tgtaacagct ctctttcccc cttgctatgt tactaagcgt	2280
gaggattccc gtactcttc acagctgaac tcagtctatg ggttggggct cagataactc	2340
tgtgcattta agctacttgt agagaccag gcctggagag tagacatttt gcctctgata	2400
agcacttttt aaatggctct aagaataagc cacagcaaag aatttaaagt ggctccttta	2460
attggtgact tggagaaagc taggtcaagg gtttattata gcacctctt gtattcctat	2520
ggcaatgcat ccttttatga aagtgttaca ccttaaagct tttatagac tgtagcagag	2580
tatctggtga ttgtcaatc attcccccta taggaataca aggggcacac agggaaggca	2640
gatccccag ttggcaagac tattttaact tgatacactg cagattcaga tgtgctgaaa	2700
gctctgcctc tggctttcgg gtcatgggtt ccagttaatt catgctccc atggacctat	2760

---

-continued

---

ggagagcagc aagttgatct tagttaagtc tccctatatg agggataagt tectgatttt 2820  
tgtttttatt tttgtgttac aaaagaaagc cctccctccc tgaacttgca gtaaggtcag 2880  
cttcaggacc tgttccagtg ggcactgtac ttggatcttc ccggcgtgtg tgtgccttac 2940  
acaggggtga actgttcact gtgggtgatgc atgatgaggg taaatggtag ttgaaaggag 3000  
caggggccct ggtgttgcac ttagccctgg ggcacggagc tgaacagtac ttgtgcagga 3060  
ttgttgtggc tactagagaa caagagggaa agtagggcag aaactggata cagttctgag 3120  
gcacagccag acttgcctag ggtggccctg ccacagctg cagctaccta ggaacattcc 3180  
ttgcagacc cgcattgccc tttgggggtg ccctgggatc cctggggtag tccagctctt 3240  
cttcatttcc cagcgtggcc ctgggttgaa gaagcagctg tcacagctgc tntagacagc 3300  
tgtgttccta caattggccc agcaccctgg ggcacgggag aaggggtggg accgttgctg 3360  
tcactactca ggctgactgg ggcctggta gattacgtat gcccttgggt gtttagagat 3420  
aatccaaaat caggggttgg tttggggaag aaaatcctcc cccttccctc cccgccccgt 3480  
tccctaccgc ctccactcct gccagctcat ttccttcaat ttcctttgac ctataggcta 3540  
aaaaagaaag gctcattcca gccacagggc agccttcctt gggcctttgc ttctctagca 3600  
caattatggg ttacttccct tttcttaaca aaaaagaatg tttgatttcc tctgggtgac 3660  
cttattgtct gtaattgaaa cctattgag aggtgatgct tgtgttagcc aatgaccag 3720  
gtgagctgct cgggctcttc ttggatgct ttggttgaa aagtgattt cattcatttc 3780  
tgattgtcca gttaagtgat caccaaagga ctgagaatct gggagggcaa aaaaaaaaa 3840  
aaagttttta tgtgcactta aatttgggga caattttatg tatctgtgtt aaggatatgt 3900  
ttaagaacat aattcttttg ttgctgtttg ttaagaagc accttagttt gtttaagaag 3960  
caccttatat agtataatat atattttttt gaaattacat tgcttgttta tcagacaatt 4020  
gaatgtagta attctgttct ggatttaatt tgactgggtt aacatgcaa aaccaaggaa 4080  
aaatatntag tttttttttt tttttttgta tacttttcaa gctacctgt catgtatata 4140  
gtcatttatg cctaaagcct ggtgattatt catttaaatg aagatcacat ttcatatcaa 4200  
cttttgtatc cacagtagac aaaatagcac taatccagat gcctattgtt ggatactgaa 4260  
tgacagacaa tcttatgtag caaagattat gcctgaaaag gaaaattatt cagggcagct 4320  
aattttgctt ttacaaaaat atcagtagta atatttttgg acagtagcta atgggtcagt 4380  
gggttctttt taatgtttat acttagattt tcttttaaaa aaattaaaaa aaaacaaaaa 4440  
aaaatttcta ggactagacg atgtaatacc agctaaagcc aaacaattat acagtggaag 4500  
gttttacatt attcatccaa tgtgtttcta ttcattgtaa gatactacta catttgaaag 4560  
gggcagagaa catcagatga ttgaaatgtt cggccagggg tctccagcaa ctttggaat 4620  
ctctttgat ttttacttga agtgccacta atggacagca gatattttct ggctgatgtt 4680  
ggtattgggt gtagnaacat gatttaaaaa aaaactcttg cctctgcttt cccccactct 4740  
gaggaagtt aaaatgtaaa agatgtgatt tatctggggg gctcaggtat ggtggggaag 4800  
tggattcagg aatctgggga atggcaaaata tattaagaag agtattgaaa gtatttgag 4860  
gaaaatggtt aattctgggt gtgcaccagg gttcagtaga gtccacttct gccctggaga 4920  
ccacaaatca actagctcca tttacagcca tttctaaaaat ggcagcttca gttctagaga 4980  
agaaagaaca acatcagcag taaagtccat ggaatagcta gtggtctgtg tttcttttcg 5040

-continued

---

ccattgccta gcttgccgta atgattctat aatgccatca tgcagcaatt atgagaggct	5100
aggatcatcca aagagaagac cctatcaatg taggttgcaa aatctaacc ctaaggaagt	5160
gcagtctttg atttgatttc cctagtaacc ttgcagatat gtttaaccaa gccatagccc	5220
atgccttttg agggctgaac aaataaggga cttactgata atttactttt gatcacatta	5280
agggtttctc accttgaat cttatacact gaaatggcca ttgatttagg ccaactggctt	5340
agagtactcc tccccctgca tgacactgat tacaataact ttcctattca tactttccaa	5400
ttatgagatg gactgtgggt actgggagtg atcactaaca ccatagtaat gtetaatatt	5460
cacaggcaga tctgcttggg gaagctagtt atgtgaaagg caaatagagt catacagtag	5520
ctcaaaaggc aaccataatt ctctttgggt caggctctgg gagcgtgatc tagattacac	5580
tgaccatttc ccaagttaat ccctgaaaa cttactctca actggagcaa atgaactttg	5640
gtcccaaata tccatctttt cagtagcgtt aattatgctc tgtttccaac tgcatttcct	5700
ttccaattga attaaagtgt ggctctggtt ttagtcattt aaaattgttt tctaagtaat	5760
tgctgcctct attatggcac ttaacttttg cactgtcttt tgagattcaa gaaaaatttc	5820
tattcttttt tttgcatcca attgtgctg aacttttaaa atatgtaaat gctgccatgt	5880
tccaaaccca tcgtcagtggt gtgtgttttag agctgtgcac cctagaaaca acatattgtc	5940
ccatgagcag gtgcctgaga cacagacccc tttgcattca cagagaggtc attggttata	6000
gagacttgaa ttaataagtg acattatgcc agtttctggt ctctcacagg tgataaaca	6060
tgctttttgt gcactacata ctcttcagtg tagagctctt gttttatggg aaaaggctca	6120
aatgccaat tgtgtttgat ggattaatat gcccttttgc cgatgcatac tattactgat	6180
gtgactcggg tttgtcgcag ctttgctttg ttaaatgaaa cacacttgta aacctctttt	6240
gcactttgaa aaagaatcca gcgggatgct cgagcacctg taaacaattt tctcaaccta	6300
tttgatgttc aaataaagaa ttaactaaa	6330

---

What is claimed is:

**1.** A method for treating breast cancer in a patient comprising:

- a) administering radiation or at least a first chemotherapeutic to the patient;
- b) subsequently administering an effective amount of a glucocorticoid receptor antagonist (GRA) to the patient;
- c) administering radiation again or at least a second chemotherapeutic to the patient after the glucocorticoid receptor antagonist is administered to the patient.

**2.** The method of claim 1, wherein the breast cancer comprises cancer cells that are glucocorticoid receptor-positive (GR+).

**3.** The method of claim 1, wherein the breast cancer comprises cancer cells that do not express detectable levels of estrogen receptor.

**4.** The method of claim 1, wherein the breast cancer comprises cancer cells that express a detectable level of estrogen receptor.

**5.** The method of claim 1, wherein the glucocorticoid receptor antagonist (GRA) has an undetectable or a lower level of activity as a progesterone receptor antagonist as compared to its level of activity as a glucocorticoid receptor antagonist.

**6.** The method of claim 1 wherein the first or the second chemotherapeutic agent is a platinum based agent, a nucleoside analog, or microtubule formation inhibitor.

**7.** The method of claim 1 wherein the first or the second anticancer agent is selected from the group consisting of gemcitabine, carboplatin, cisplatin, eribulin, an antibody, a taxane, and a camptothecin.

**8.** The method of claim 1 wherein the first or the second anticancer agent is selected from the group consisting of a serine/threonine kinase inhibitor, a tyrosine kinase inhibitor, an angiogenesis inhibitor, an anti-epidermal growth factor receptor antibody, and trastuzumab.

**9.** The method of claim 1 wherein the GRA is in a class of compounds selected from the group consisting of octahydrophenanthrenes, pyrimidinediones, dihydropyridines, dihydroisoquinolines and azadecalins.

**10.** The method of claim 9 wherein the GRA is an aryl pyrrolo azadecalin.

**11.** The method of claim 1 wherein the GRA is a steroid compound.

**12.** The method of claim 1 wherein the GRA is a non-selective GRA.

**13.** The method of claim 13 wherein the GRA is mifepristone.

**14.** A method of treating breast cancer cells comprising administering to a breast cancer patient an effective amount of a glucocorticoid receptor antagonist (GRA) followed by at least one apoptosis-inducing agent.

**15.** The method of claim **14**, wherein at least one apoptosis inducing agent is radiation, a chemotherapeutic, or an immunotherapy.

**16.** The method of claim **14** wherein the GRA is in a class of compounds selected from the group of classes of compounds consisting of steroids, octahydrophenanthrenes, pyrimidinediones, dihydropyridines, dihydroisoquinolines and azadecalins.

**17.** The method of claim **16** wherein the GRA is an aryl pyrazolo azadecalin.

**18.** The method of claim **14** wherein the GRA is a selective GRA having an undetectable or a lower level of activity as a progesterone receptor antagonist as compared to its level of activity as a glucocorticoid receptor antagonist.

**19.** The method of claim **14** wherein the GRA is a non-selective GRA.

**20.** The method of claim **19** wherein the GRA is mifepristone.

\* \* \* \* \*