



US006461491B1

(12) **United States Patent**
Hryn et al.

(10) **Patent No.:** **US 6,461,491 B1**
(45) **Date of Patent:** **Oct. 8, 2002**

(54) **METHOD AND APPARATUS FOR ELECTRODIALYSIS PROCESSING**

(75) Inventors: **John N. Hryn**, Naperville; **Kandipati Sreenivasarao**, Des Plaines, both of IL (US)

(73) Assignee: **The University of Chicago**, Chicago, IL (US)

(*) Notice: Subject to any disclaimer, the term of this patent is extended or adjusted under 35 U.S.C. 154(b) by 5 days.

(21) Appl. No.: **09/589,329**
(22) Filed: **Jun. 7, 2000**

(51) **Int. Cl.**⁷ **B01D 61/44**

(52) **U.S. Cl.** **204/523; 204/525; 204/529; 204/634**

(58) **Field of Search** **204/523, 525, 204/529, 634**

(56) **References Cited**

U.S. PATENT DOCUMENTS

- 3,296,112 A * 1/1967 Kollsmann 204/523
- 3,657,105 A 4/1972 Veld 204/301
- 4,160,713 A 7/1979 Matsuzaki et al. 204/180
- 4,707,240 A * 11/1987 Parsi et al. 204/525
- 5,330,618 A 7/1994 Daniels et al. 159/47.1

OTHER PUBLICATIONS

“Concentration and Precipitation of NaCl and KCl from Salt Cake Leach Solutions by Electrodialysis”, K. Sreenivasarao, F. Patsiogiannis, and J.N. Hryn, *Light Metals*, 1997, pp. 1, 153–1, 158 (no month).

“Recycling of Water in Bleached Kraft Pulp Mills by Using Electrodialysis”, 1999 TAPPI International Environmental Conference and Exhibit, Nashville, Tennessee, Apr. 18–21, 1999.

* cited by examiner

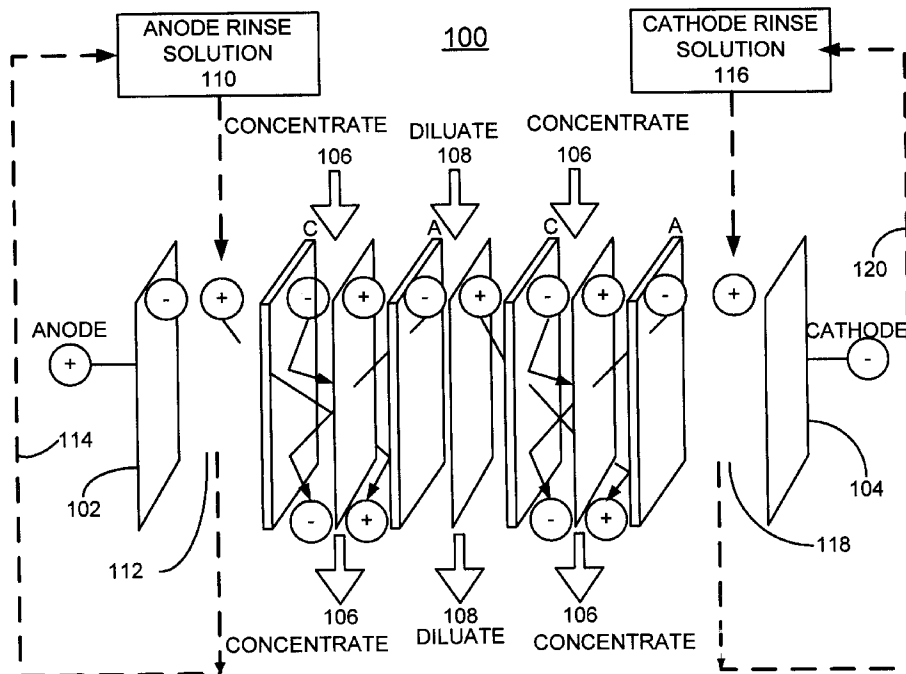
Primary Examiner—Arun S. Phasge

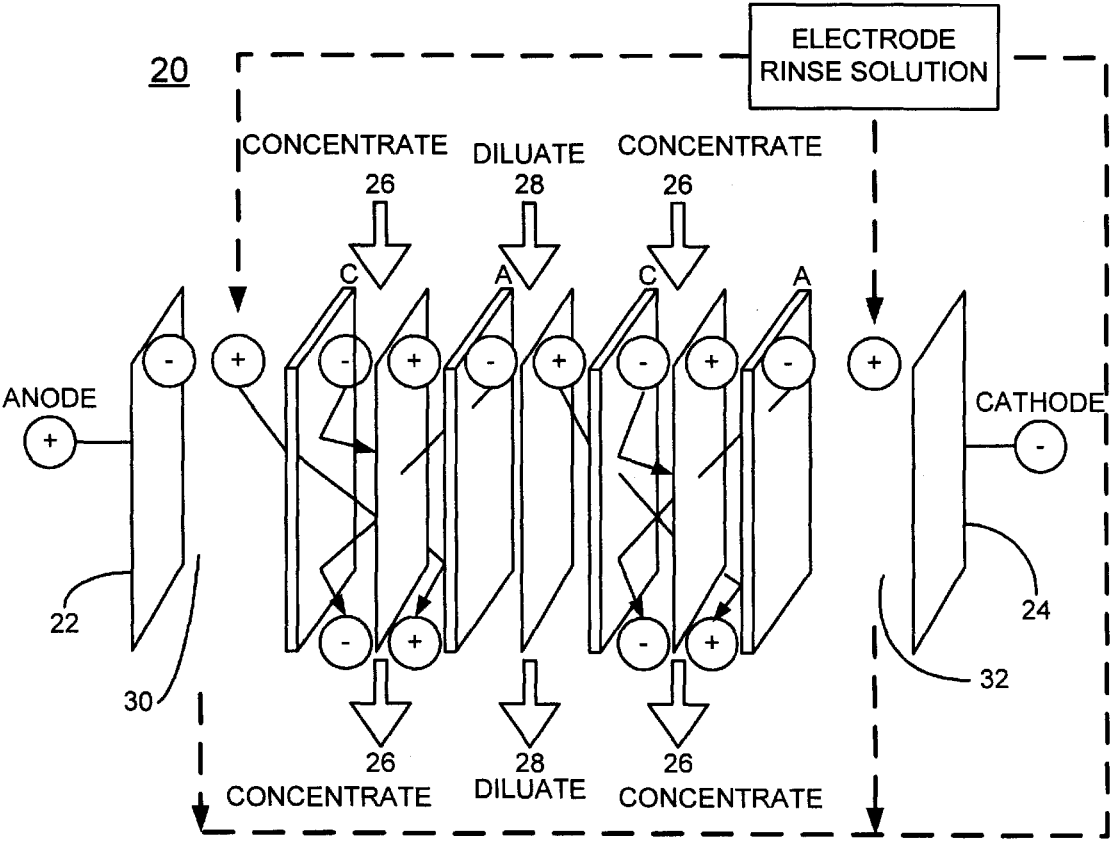
(74) *Attorney, Agent, or Firm*—Joan Pennington

(57) **ABSTRACT**

An electrodialysis apparatus includes a stack of alternating cation and anion semi-permeable, ion-selective membranes disposed between a positive DC potential anode electrode and a negative DC potential cathode electrode. The cation and anion selective membranes can be selective for monovalent or multivalent ions and form compartments therebetween through alternate compartments of which flow concentrate and diluate solutions such that the concentrate and diluate solutions are separated from each other by the ion selective membranes. Due to the potential maintained across each of the compartments and the cation and anion selective membranes separating the compartments, cations and anions as well as water will migrate from the diluate solution to the concentrate solution. An anode electrode rinse solution is circulated through an outer most compartment adjacent to the anode electrode and a separate cathode electrode rinse solution is circulated through an outer most compartment adjacent to the cathode electrode.

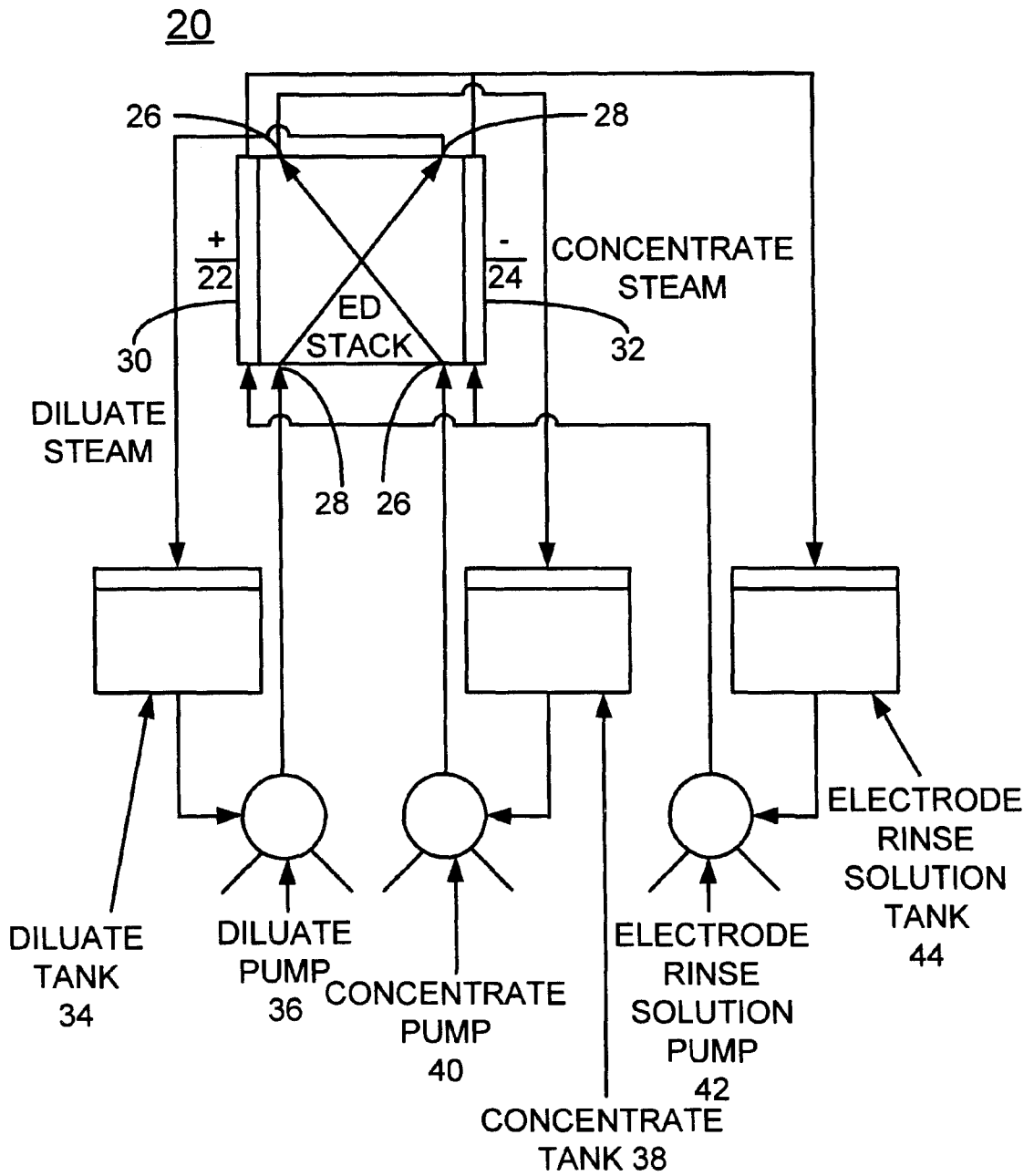
13 Claims, 8 Drawing Sheets





(PRIOR ART)

FIG. 1



(PRIOR ART)

FIG. 2

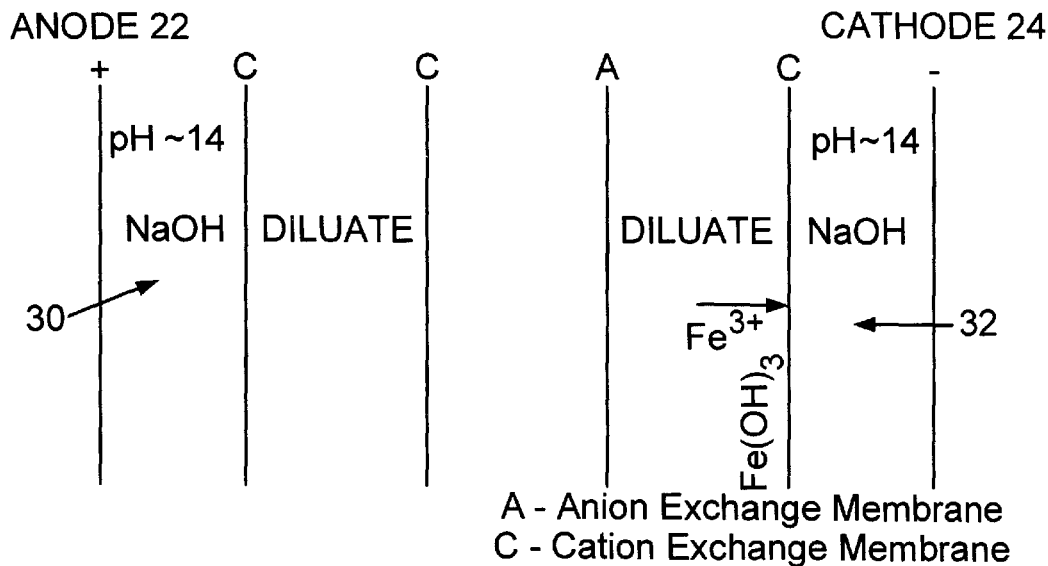


FIG. 3

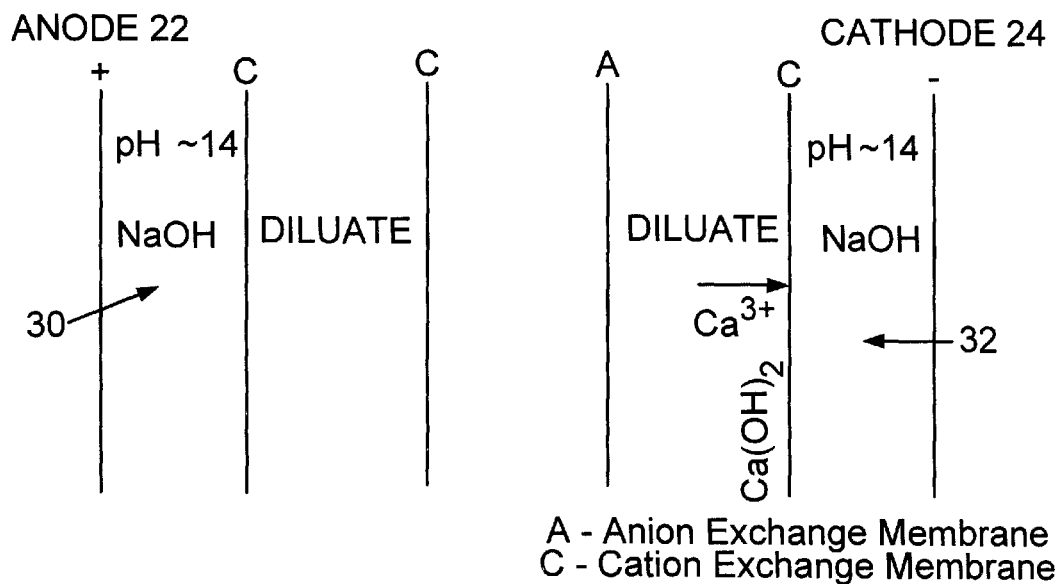


FIG. 4

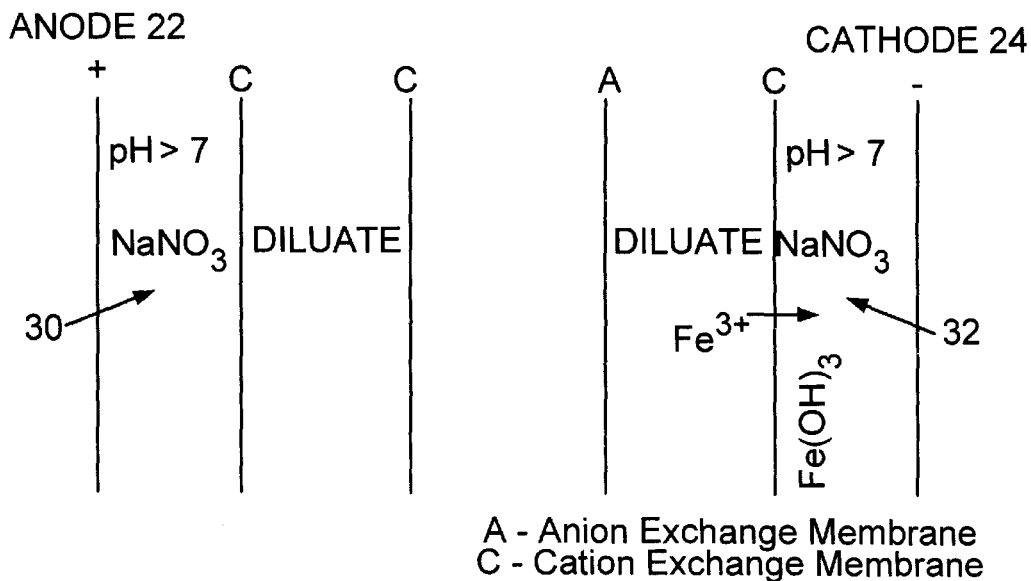


FIG. 5

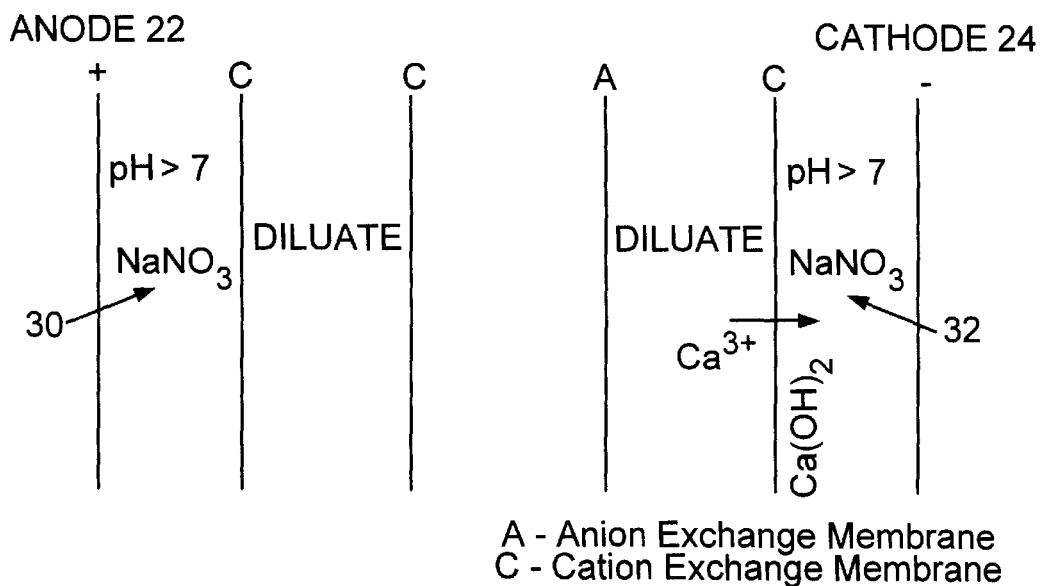


FIG. 6

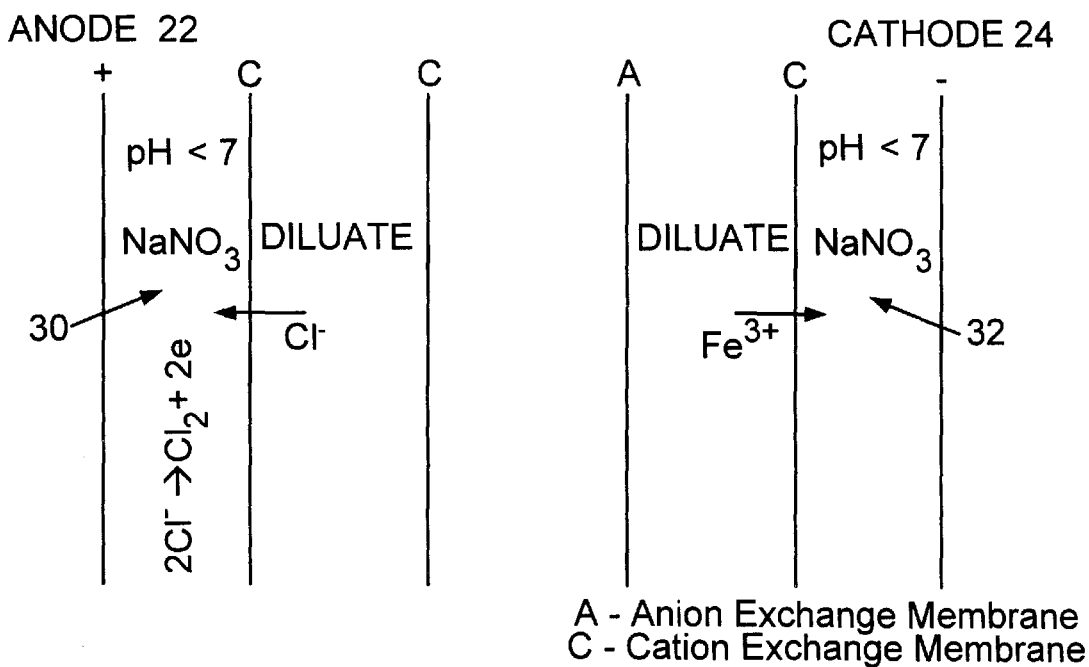


FIG. 7

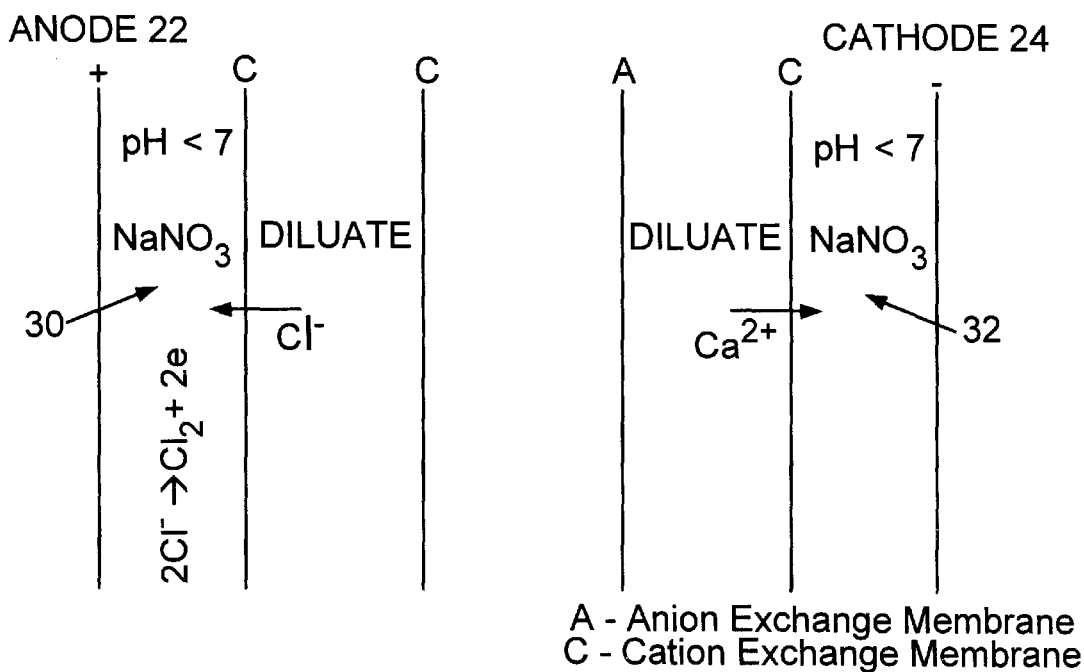


FIG. 8

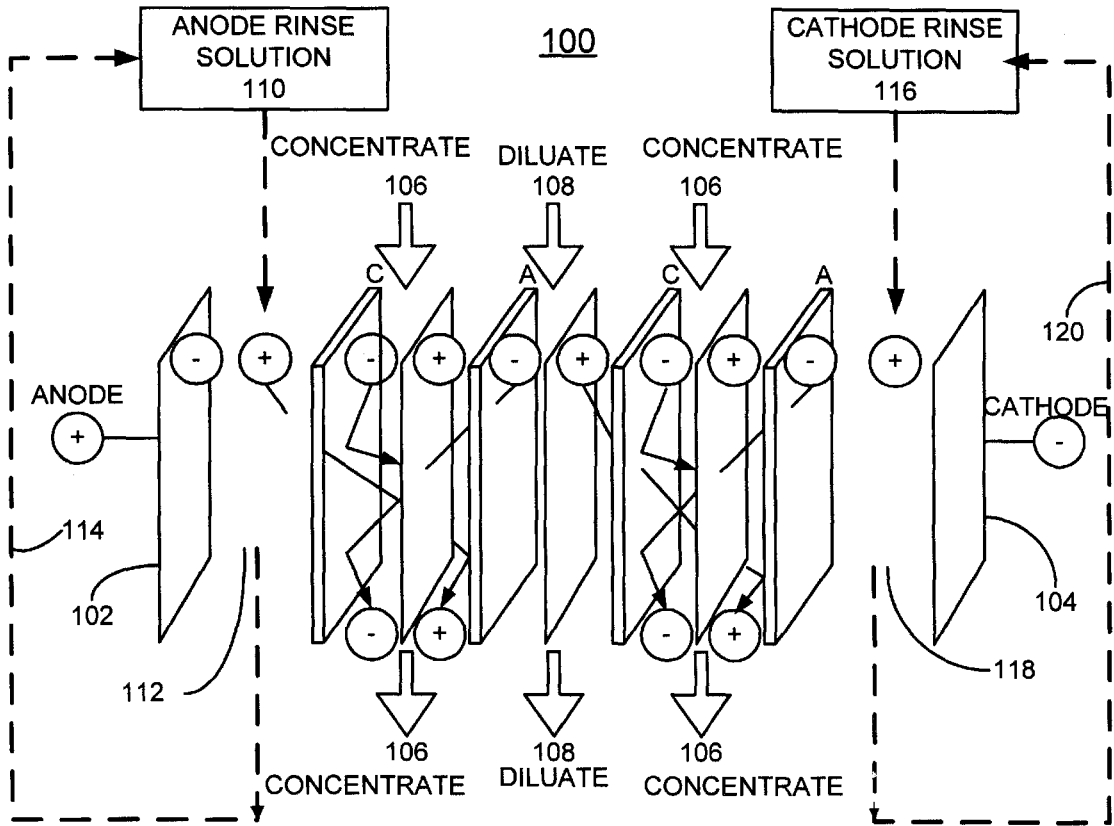


FIG. 9

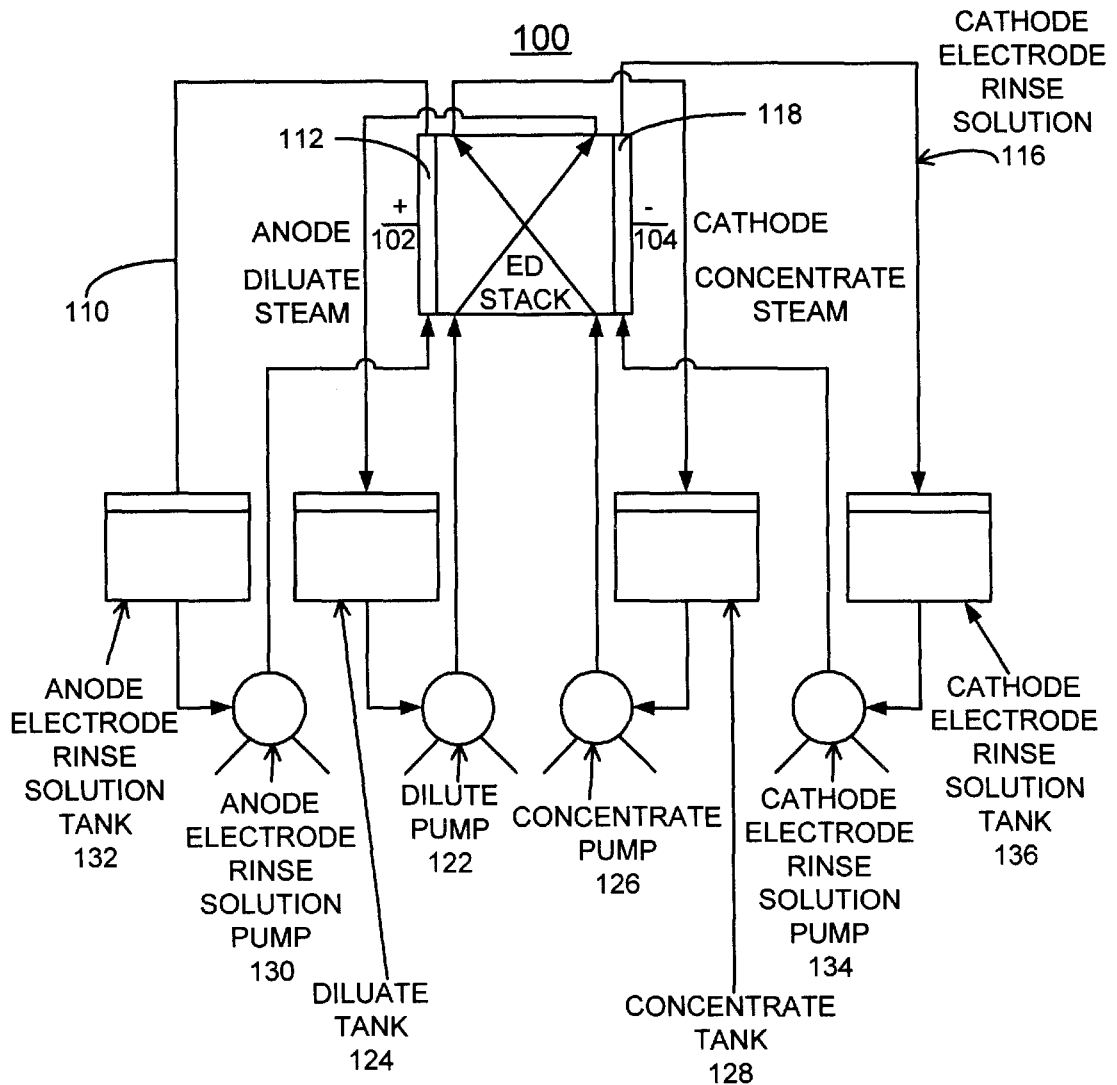
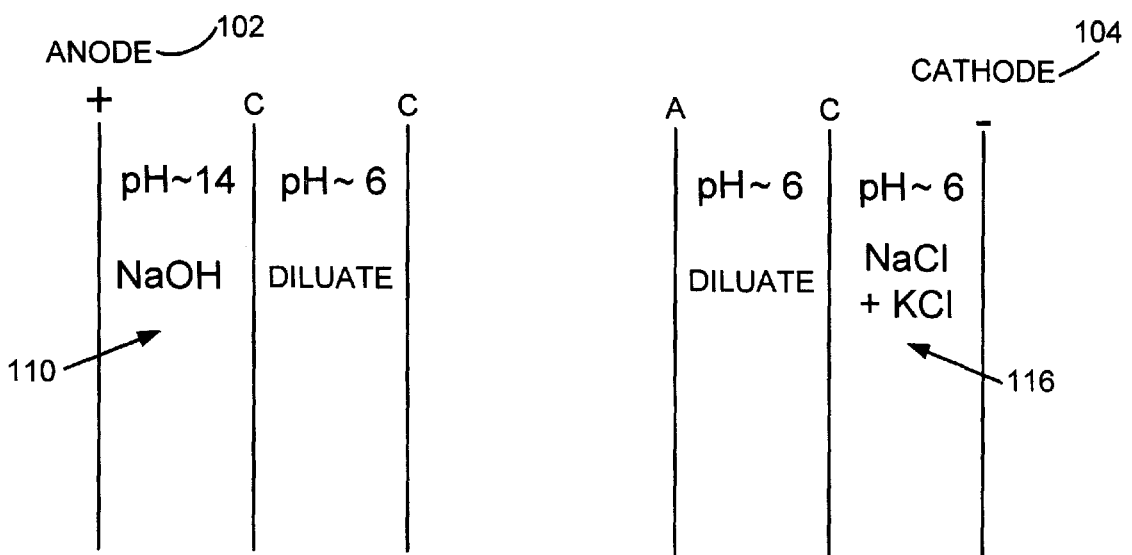


FIG. 10



A - Anion Exchange Membrane
C - Cation Exchange Membrane

FIG.11

METHOD AND APPARATUS FOR ELECTRODIALYSIS PROCESSING

CONTRACTUAL ORIGIN OF THE INVENTION

The United States Government has rights in this invention pursuant to Contract No. W-31-109-ENG-38 between the United States and The University of Chicago.

BACKGROUND OF THE INVENTION

1. Field of the Invention

The present invention relates to an electro dialysis apparatus and method used for transferring dissolved salts or impurities from a waste or other solution (commonly known as a diluate solution) into a concentrate solution, and more particularly, to a new and improved electro dialysis apparatus and electro dialysis process that enables the transfer of such dissolved salts or impurities from such a waste or other diluate solution into a concentrate solution without the precipitation of certain insoluble compounds adjacent the cathode of the electro dialysis apparatus or the liberation of chlorine gas at the anode of the electro dialysis apparatus or the liberation of ammonia at the cathode of the electro dialysis apparatus.

2. Background of the Invention

Electro dialysis (ED) is used in connection with the separation of dissolved salts or other impurities from one aqueous solution to another aqueous solution. The separation of these dissolved salts or other impurities results from ion migration through semi-permeable, ion-selective membranes under the influence of an applied direct current field that is established between a cathode (negative potential electrode) and an anode (positive potential electrode). The membranes may be selective for monovalent or multivalent ions depending on whether separation is desired between monovalent or multivalent cations and/or anions. The separation process results in a salt or impurity concentrated stream (known as a concentrate or brine) and in a salt or impurity depleted stream (known as a diluate). The concentrate and diluate streams flow in solution compartments in the electro dialysis apparatus that are disposed between the anode and cathode and that are separated by alternating cation and anion selective membranes. The outer most compartments adjacent the anode and cathode electrodes have a recirculating electrode-rinse solution flowing there-through to maintain the cathode and anode electrodes clean. A schematic of one type of electro dialysis apparatus is illustrated in FIG. 1.

The electro dialysis apparatus **20** shown in FIG. 1 has a series of alternating cation semi-permeable, ion-selective membranes C and anion semipermeable, ion-selective membranes A disposed between a positive DC potential anode electrode **22** and a negative DC potential cathode electrode **24**. The cation-selective membranes C and the anion selective membranes A form compartments therebetween. As indicated in FIG. 1, concentrate and diluate solutions flow as indicated respectively by arrows **26** and **28** through adjacent compartments such that the concentrate and diluate solutions are separated from each other by the ion-selective membranes. The diluate solutions may contain salts (such as sodium chloride (NaCl)) or impurities (such as sodium chloride (NaCl) in acidic magnesium chloride (MgCl₂) solutions or calcium chloride (CaCl₂) and magnesium chloride (MgCl₂) in sodium chloride (NaCl) and potassium chloride (KCl) solutions). Due to the potential maintained across each of the compartments and cation and anion selective membranes separating the compartments, cations

(such as acid (H), sodium (Na), magnesium (Mg), calcium (Ca) and potassium (K)) and anions (such as chloride (Cl)) as well as water (hydration shell and osmosis) will tend to migrate from the diluate solution to the concentrate solution.

Once these cations and anions are in the concentrate solution, they can be recovered and used for commercial purposes. Additionally, the purified or salt-depleted diluate solution also may have an increased commercial value.

As further indicated in the schematic of FIG. 1, an electrode rinse solution is circulated in an outer most compartment **30** adjacent to the anode **22** and an outer most compartment **32** adjacent to the cathode **24**. During the electro dialysis process, hydrogen tends to be evolved at the cathode **24** and oxygen tends to be evolved at the anode **22**. As a result, the pH level in the electrode rinse solution that is circulating through the compartment **32** adjacent the cathode **24** increases while the pH level of the electrode rinse solution that is circulating through the compartment **30** adjacent the anode **22** decreases. In view of the fact that the electrode rinse solution is mixed after flowing through the compartments **30** and **32**, the increase and decrease in the pH level of the electrode rinse solution used in the electro dialysis apparatus **20** tends to be neutralized.

The circulation of fluids through an electro dialysis apparatus, such as the electro dialysis apparatus **20**, is shown schematically in FIG. 2 of the drawings. As shown therein, the diluate solution is pumped from and to a diluate tank **34** through the diluate compartments formed between the cation C and anion A selective membranes (labeled ED stack in FIG. 2) by a diluate pump **36**. In a like manner, the concentrate solution is pumped from and to a concentrate tank **38** through the concentrate compartments formed between the cation C and anion A selective membranes (ED stack) by a concentrate pump **40**. As the diluate solution flows through the diluate compartments, cations, anions and water from the diluate solution migrate through the cation C and anion A selective membranes to the concentrate solution. In addition, an electrode rinse solution is pumped by an electrode rinse solution pump **42** from an electrode rinse solution tank **44** through the compartments **30** and **32** adjacent respectively of the anode **22** and the cathode **24**. As previously indicated, any changes in the pH level of this electrode rinse solution is neutralized when the electrode rinse solution is mixed together as it flows from the compartments **30** and **32** to the electrode rinse solution tank **44**.

While the use of one electrode rinse solution has the advantage that changes to the pH level of the solution as it flows through the compartments **30** and **32** are neutralized, precipitates tend to form on the ion-selective membrane forming a side of the compartment **32** adjacent to the cathode **24**. In this regard, reference can be made to FIGS. 3-8 of the drawings. These figures diagrammatically illustrate the types of precipitates that might be formed on a cation selective membrane that is disposed on a side of the compartment **32** adjacent the cathode **24**. It should be noted that the membrane arrangement in FIGS. 3-8 is different from the arrangement in FIG. 1, but this has no bearing on the present invention.

FIG. 3 illustrates what might occur when an electrode rinse solution of sodium hydroxide (NaOH) is used in an electro dialysis apparatus in which is treated pickle liquors from the steel industries which liquors contain chloride, iron and/or manganese ions. The NaOH electrode rinse solution is generally a basic solution having a pH level of about 14. While the electro dialysis apparatus enables the removal of iron and/or manganese from those liquors, iron hydroxide (Fe(OH)₃) and/or manganese hydroxide (Mn(OH)₃) precipi-

tates tend to form on the diluate side of the cation ion selective membrane on the side of the compartment 32. The reason that such precipitates form is due to the migration of iron and/or manganese ions towards the cathode 24 that react with the hydroxide ions of the NaOH electrode rinse solution flowing through the compartment 32. Such precipitates on the cation ion selective membrane are detrimental to the functioning of the electro dialysis apparatus 20 because the precipitates tend to block or interfere with the transfer of iron or manganese ions across that membrane.

FIG. 4 similarly illustrates what might occur when the NaOH electrode rinse solution is used in an electro dialysis apparatus in which is being treated effluents from the pulp and paper industry. Those effluents contain chloride and calcium ions. When these effluents are treated in an electro dialysis apparatus (such as the electro dialysis apparatus 20) to remove chloride and calcium ions, calcium hydroxide ($\text{Ca}(\text{OH})_2$) precipitates tend to form on the diluate side of the cation ion selective membrane on the side of the compartment 32. The reason that such precipitates form is due to the migration of calcium ions towards the cathode 24 that react with the hydroxide ions of the NaOH electrode rinse solution flowing through the compartment 32. Such calcium hydroxide precipitates on the cation ion selective membrane are detrimental to the functioning of the electro dialysis apparatus 20 because the precipitates tend to block or interfere with the transfer of the calcium ions across that membrane.

The detrimental formation of such precipitates occurs even if a more neutral, but basic type electrode rinse solution (pH level greater than 7) is used. In this regard, reference can be made to FIGS. 5 and 6 of the drawings. As illustrated in those figures, sodium nitrate can be used as the electrode rinse solution (in the alternative sodium sulfate likewise can be used). Such an electrode rinse solution has a pH level that is greater than 7. However, the pH level of the electrode rinse solution and the diluate tend to increase during the electro dialysis processing of pickle liquors causing the formation of iron and manganese hydroxide precipitates to be formed (FIG. 5) or during the electro dialysis processing of effluents from the pulp and paper industry causing the formation of calcium hydroxide precipitates to be formed (FIG. 6). In both of these instances, the precipitates form on the side of the membrane forming the side of the compartment 32.

The pH level of the NaNO_3 electrode rinse solution can be lowered to the acidic range (a pH level below 7) using sulfuric acid. This tends to eliminate the problem of the formation of precipitates of iron and manganese hydroxide in the case of the electro dialysis processing of pickle liquors or the formation of precipitates of calcium hydroxide in the case of the electro dialysis processing of effluents from the pulp and paper industry. However, the use of such an acidic electrode rinse solution tends to cause another problem, i.e., chlorine gas liberation at the anode. In this regard, reference can be made to FIGS. 7 and 8 of the drawings. As illustrated in those FIGS. 7 and 8, the use of an acidic electrode rinse solution flowing through the compartment 30 adjacent the anode 22 tends to cause the migration of chloride ions from the diluate solution through the cation selective membrane forming the side of the compartment 30 to the electrode rinse solution. This happens because the H^+ ions in the acidic electrode rinse solution react with the negative functional groups on the cation selective membrane on the side of the compartment 30 rendering the membrane useless as a cation exchange membrane. In particular, the functional groups on the cation exchange membrane become neutral after reacting

with the H^+ ions and as a result, the membrane is no longer ion selective such that the Cl^- ions are allowed to pass through.

Similar type problems discussed above with respect to the electro dialysis processing of effluents from the pulp and paper industry and of pickle liquors also occur when the electro dialysis apparatus 20 is used to process magnesium chloride (MgCl_2) rich aqueous streams. Such streams may be produced in two ways: (1) Elemental magnesium (Mg) can be remelted under a salt blanket. When is so remelted, some magnesium (Mg) is left in the salt and when the salt is solubilized, an aqueous stream containing magnesium (Mg), sodium (Na) and calcium (Ca) is produced. (2) Impure $\text{MgO}\cdot\text{SiO}_2$ or other source of magnesium (Mg) is leached in a HCl solution resulting in the production of an aqueous stream containing Mg , H (acid), Na and Ca , in which Ca , H (acid), and Na are considered impurities. When these streams are processed by electro dialysis to remove H (acid) and Na utilizing monovalent selective membranes to thereby produce high quality magnesium chloride aqueous solution, and the same electrode rinse solution is used for the anode and cathode electrodes, either chlorine gas is liberated from the electrode rinse solution (such as an acidified NaNO_3 electrode rinse solution) flowing in the compartment 30 adjacent the anode 22 or a magnesium hydroxide precipitate forms on the ion selective membrane adjacent the cathode 24 when the electrode rinse solution is a more basic solution (for example, alkaline NaNO_3 or NaOH solutions).

Accordingly, it is an object of the present invention to provide a new and improved electro dialysis apparatus and method that eliminates the formation of detrimental precipitates on ion selective membranes adjacent the cathode of the electro dialysis apparatus and/or the liberation of chlorine gas adjacent the anode of the electro dialysis apparatus.

It is another object of the present invention to provide a new and improved electro dialysis apparatus and a method that enables the electro dialysis processing of an aqueous diluate and concentrate solutions so that impurities in the diluate solution migrate to the concentrate, or vice versa, without the formation of detrimental precipitates on ion selective membranes adjacent the cathode of the electro dialysis apparatus and/or the liberation of chlorine gas at the anode of the electro dialysis apparatus.

It is still another object of the present invention to provide a new and improved electro dialysis apparatus and method wherein separate anode and cathode electrode rinse solutions are utilized so that detrimental precipitates are not formed on ion selective membranes adjacent the cathode of the electro dialysis apparatus and/or chlorine gas is not liberated at the anode of the electro dialysis apparatus.

SUMMARY OF THE INVENTION

In accordance with these and many other objects of the present invention, an electro dialysis apparatus includes a series or stack of alternating cation semi-permeable, ion-selective membranes and anion semi-permeable, ion-selective membranes disposed between a positive DC potential anode electrode and a negative DC potential cathode electrode. The ion-selective membranes may or may not be monovalent selective. The cation selective membranes and the anion selective membranes form compartments therebetween through alternate compartments of which a concentrate solution is circulated and through other compartments of which a diluate solution is circulated such that the concentrate and diluate solutions are separated from each other by the ion selective membranes. The diluate solutions

may contain salts (for example NaCl) or impurities (for example, sodium chloride (NaCl) and acid (HCl) in magnesium chloride (MgCl₂), or calcium chloride (CaCl₂) in sodium chloride (NaCl) and potassium chloride (KCl) solutions). Due to the potential maintained across each of the compartments and the cation and anion selective membranes separating the compartments, cations (such as acid (H), sodium (Na), magnesium (Mg), calcium (Ca) and potassium (K)) and anions (such as chloride (Cl)) as well as water (hydration shell and osmosis) will migrate from the diluate solution to the concentrate solution. Once these cations and anions are in the concentrate solution, they can be recovered and used for commercial purposes. Additionally, the purified or salt-depleted diluate solution may have an increased commercial value.

An anode electrode rinse solution is circulated through an outer most compartment adjacent to the anode electrode and a separate cathode electrode rinse solution is circulated through an outer most compartment adjacent to the cathode electrode. In one embodiment of the present invention, the anode electrode rinse solution is sodium hydroxide (NaOH) maintained at a basic pH level that is near 14 and the cathode electrode rinse solution is sodium chloride (NaCl) and/or potassium chloride (KCl) that are maintained at an acidic pH level of about 6. The use of these separate electrode rinse solutions tend to eliminate problems that occur when the same electrode rinse solution is used for both the anode and cathode electrodes. In particular, the acidic cathode electrode rinse solution tends to prevent the formation of detrimental precipitates (such as iron, manganese and magnesium hydroxides) on the membrane adjacent the cathode electrode and the basic anode electrode rinse solution tends to prevent the liberation of chlorine gas from adjacent the anode electrode or the liberation of ammonia from adjacent the cathode electrode depending on the impurities in the diluate solution. During the electro dialysis process, hydrogen tends to be evolved at the cathode and oxygen tends to be evolved at the anode. As a result, the pH level in the cathode electrode rinse solution that is circulating through the compartment adjacent the cathode tends to be increased so acid has to be continuously added to the cathode electrode rinse solution to maintain its acidic pH level and the pH level of the anode electrode rinse solution that is circulating through the compartment adjacent the anode tends to be decreased so a base has to be continuously added to the anode electrode rinse solution to maintain its basic pH level.

BRIEF DESCRIPTION OF THE DRAWINGS

These and many other objects and advantages of the present invention will become readily apparent from consideration of the following detailed description of the embodiments of the invention shown in the accompanying drawings wherein:

FIG. 1 is diagrammatic representation of a typical electro dialysis apparatus;

FIG. 2 is a schematic flow diagram for the electro dialysis apparatus illustrated in FIG. 1;

FIGS. 3-8 are diagrammatic representations relating to the formation of precipitates on an ion selective membrane adjacent the cathode of an electro dialysis apparatus and the liberation of chlorine gas from adjacent the anode of an electro dialysis apparatus when the same electrode rinse solution is used for the compartments adjacent the cathode and anode of the electro dialysis apparatus;

FIG. 9 is diagrammatic representation of a electro dialysis apparatus embodying the present invention;

FIG. 10 is a schematic flow diagram for the electro dialysis apparatus illustrated in FIG. 9; and

FIG. 11 is a diagrammatic representation relating to the electrode rinse solution used in the electro dialysis apparatus of FIG. 9.

DETAILED DESCRIPTION OF THE PREFERRED EMBODIMENT

Referring now more specifically to FIG. 9 of the drawings, therein is disclosed a diagrammatic representation of an electro dialysis apparatus that is generally designated by the reference numeral 100 and that embodies the present invention. The electro dialysis apparatus includes a series or stack of alternating cation semi-permeable, ion-selective membranes C and anion semi-permeable, ion-selective membranes A disposed between a positive DC potential anode electrode 102 and a negative DC potential cathode electrode 104. The cation selective membranes C and the anion selective membranes A form compartments therebetween. In the electro dialysis apparatus 100 illustrated in FIG. 9, only three such compartments are shown as being formed by the stack of ion selective membranes C and A. However, it should be understood that any desired number of ion selective membranes C and A can be used to form a desired number of such compartments. As indicated by arrows 106 in FIG. 9, a concentrate solution flows through alternate ones of the compartments formed between the stack of ion selective membranes C and A and as indicated by arrows 108 in FIG. 9, a diluate solution flows through the other ones of the alternate compartments such that the concentrate and diluate solutions are separated from each other by the ion selective membranes C and A. The diluate solution may contain salt (for example NaCl) or impurities (for example, sodium chloride (NaCl) in acidic magnesium chloride (MgCl₂) solution, or calcium chloride (CaCl₂) in sodium chloride (NaCl) and potassium chloride (KCl) solutions). Due to the potential maintained across each of the compartments and cation and anion selective membranes separating the compartments, cations (such as acid (H), sodium (Na), magnesium (Mg), calcium (Ca) and potassium (K)) and anions (such as chloride (Cl)) as well as water (hydration shell and osmosis) will migrate from the diluate solution to the concentrate solution. Once these cations and anions are in the concentrate solution, they can be recovered and used for commercial purposes. Additionally, the purified or salt-depleted diluate solution may also have an increased commercial value.

An anode electrode rinse solution generally designated by the numeral 110 is circulated through an outer most compartment 112 adjacent to the anode electrode 102 as indicated by a dashed line 114 and a cathode electrode rinse solution generally designated by the numeral 116 is circulated through an outer most compartment 118 adjacent to the cathode electrode 104 as indicated by a dashed line 120. In one embodiment of the present invention, the anode electrode rinse solution 110 is sodium hydroxide (NaOH) maintained at a basic pH level that is near 14 and the cathode electrode rinse solution 116 is sodium chloride (NaCl) and/or potassium chloride (KCl) that are maintained at an acidic pH level of about 6. In this regard, reference can be made to FIG. 11 which shows diagrammatically what can be used as the anode electrode rinse solution 110 and the cathode electrode rinse solution 116 and the pH levels for those solutions 110 and 116.

The acidic cathode electrode rinse solution 116 tends to prevent the formation of detrimental precipitates (such as

iron, manganese, calcium and magnesium hydroxides) on the cation selective membrane C adjacent the cathode electrode **104** or the liberation of ammonia adjacent the cathode electrode **104** whereas the basic anode electrode rinse solution **110** tends to prevent the liberation of chlorine gas from adjacent the anode electrode **102**. During the electro dialysis process, hydrogen tends to be evolved at the cathode electrode **104** and oxygen tends to be evolved at the anode electrode **102**. As a result, the pH level of the cathode electrode rinse solution **116** that is circulating through the compartment **118** adjacent the cathode electrode **104** tends to be increased so acid has to be continuously added to the cathode electrode rinse solution **116** to maintain its desired acidic pH level and the pH level of the anode electrode rinse solution **110** that is circulating through the compartment **112** adjacent the anode **102** tends to be decreased so a base has to be continuously added to the anode electrode rinse solution **110** to maintain its desired basic pH level.

In this regard, how the fluids flow through the electro dialysis apparatus **100** is shown schematically in FIG. **10** of the drawings. As shown therein, a diluate pump **122** pumps the diluate solution from and to a diluate tank **124** through the diluate compartments formed between the cation C and anion A selective membranes (labeled ED stack in FIG. **10**). In a like manner, a concentrate pump **126** pumps concentrate solution from and to a concentrate tank **128** through the concentrate compartments formed between the cation C and anion A selective membranes (ED stack). As the diluate solution flows through the diluate compartments, cations, anions and water from the diluate solution migrate through the cation C and anion A selective membranes to the concentrate solution. In addition, an anode electrode rinse solution pump **130** pumps the anode electrode rinse solution **110** from and to an anode electrode rinse solution tank **132** through the compartment **112** adjacent the anode **102**. Likewise, a cathode electrode rinse solution pump **134** pumps the cathode electrode rinse solution **116** from and to a cathode electrode rinse solution tank **136** through the compartment **118** adjacent the cathode **104**. As previously indicated, the base that is added to the anode electrode rinse solution **110** to maintain its desired basic pH level can be added in the anode electrode rinse solution tank **132** and the acid that is added to the cathode electrode rinse solution **116** to maintain its desired acidic pH level can be added in the cathode electrode rinse solution tank **136**.

Obviously, many modifications and variations of the present invention are possible in light of the above teachings. For example different cathode and anode electrode rinse solutions can be utilized at desired pH levels depending on what is contained in the diluate solution that is being processed in the electro dialysis apparatus. Thus, it is to be understood that, within the scope of the appended claims, the invention may be practiced otherwise than as specifically described above.

What is claimed and desired to be secured by Letters Patent of the United States is:

1. Apparatus for electro dialysis of aqueous fluids to transfer dissolved salts or impurities from a diluate solution into a concentrate solution comprising:

an electro dialysis unit including a stack of semipermeable, ion selective membranes and including first and second electrodes for applying an electric field with respect to said stack of ion-selective membranes so as to cause ions to migrate from the diluate solution to the concentrate solution through said ion selective membranes, said electro dialysis unit defining at least one diluate solution compartment and at least one

concentrate solution compartment, said diluate solution compartment and said concentrate solution compartment being separated by said ion-selective membranes; a first electrode compartment adjacent said first electrode and a second electrode compartment adjacent said second electrode; said first electrode being a cathode electrode and said second electrode being an anode electrode; and

a first electrode rinse solution circulated through said first electrode compartment and a second electrode rinse solution circulated through said second electrode compartment; said first electrode rinse solution being an acidic cathode electrode solution to prevent predefined precipitates adjacent said first cathode electrode and said second electrode rinse solution being a basic anode electrode rinse solution to prevent chlorine gas liberation adjacent said second anode electrode.

2. An apparatus for electro dialysis of aqueous fluids as set forth in claim **1** wherein said first electrode rinse solution is sodium chloride and/or potassium chloride and said second electrode rinse solution is sodium hydroxide.

3. An apparatus for electro dialysis of aqueous fluids as set forth in claim **1** wherein said first electrode rinse solution is sodium chloride and/or potassium chloride having an acidic pH level and said second electrode rinse solution is sodium hydroxide having a basic pH level.

4. An apparatus for electro dialysis of aqueous fluids as set forth in claim **3** wherein the pH level of said first electrode rinse solution is approximately 6 and the pH level of said second electrode rinse solution is approximately 14.

5. An apparatus for electro dialysis of aqueous fluids as set forth in claim **1** wherein said diluate solution includes sodium chloride, magnesium chloride, calcium chloride, and/or potassium chloride.

6. An apparatus for electro dialysis of aqueous fluids as set forth in claim **1** wherein said ion-selective membranes comprise alternating cation-selective and anion-selective membranes.

7. A process of electro dialysis of aqueous fluids to transfer dissolved salts or impurities from a diluate solution into a concentrate solution comprising the steps of:

circulating said diluate solution through at least one diluate solution compartment in an electro dialysis unit and circulating said concentrate solution through at least one concentration solution compartment in said electro dialysis apparatus, said electro dialysis apparatus includes a stack of semipermeable, ion selective membranes so that said diluate solution compartment and said concentrate solution compartment are separated by ion-selective membranes;

applying an electric field from first and second electrodes with respect to said stack of ion-selective membranes so as to cause ions to migrate from said diluate solution to said concentrate solution through said ion selective membranes; said first electrode being a cathode electrode and said second electrode being an anode electrode;

circulating a first acidic cathode electrode rinse solution through a first electrode compartment adjacent said first electrode for preventing formation of predefined precipitates adjacent said first cathode electrode; and

circulating a second basic anode electrode rinse solution through a second electrode compartment adjacent said second electrode for preventing chlorine gas liberation adjacent said second anode electrode.

8. A process of electro dialysis of aqueous fluids as set forth in claim **7** wherein said first electrode rinse solution is

9

sodium chloride and/or potassium chloride and said second electrode rinse solution is sodium hydroxide.

9. A process of electrodialysis of aqueous fluids as set forth in claim 7 wherein said first electrode rinse solution is sodium chloride and/or potassium chloride having an acidic pH level and said second electrode rinse solution is sodium hydroxide having a basic pH level.

10. A process of electrodialysis of aqueous fluids as set forth in claim 9 wherein the pH level of said first electrode rinse solution is approximately 6 and the pH level of said second electrode rinse solution is approximately 14.

11. A process of electrodialysis of aqueous fluids as set forth in claim 9 including adding an acid to said first electrode rinse solution to maintain the pH level of said first

10

electrode rinse solution at an acidic level and adding a base to said second electrode rinse solution to maintain the pH level of said second electrode rinse solution at a basic level.

12. A process of electrodialysis of aqueous fluids as set forth in claim 7 wherein said diluate solution includes sodium chloride, magnesium chloride, calcium chloride, and/or potassium chloride.

13. A process of electrodialysis of aqueous fluids as set forth in claim 7 wherein said ion-selective membranes comprise alternating cation-selective and anion-selective membranes.

* * * * *