



US 20140186367A1

(19) **United States**
(12) **Patent Application Publication**
PAN et al.

(10) **Pub. No.: US 2014/0186367 A1**
(43) **Pub. Date: Jul. 3, 2014**

- (54) **METHODS AND COMPOSITIONS RELATED TO GLUCOCORTICOID RECEPTOR ANTAGONISTS AND BREAST CANCER**
- (71) Applicant: **The University of Chicago**, Chicago, IL (US)
- (72) Inventors: **Deng PAN**, Chicago, IL (US); **Masha Kocherginsky**, Chicago, IL (US); **Suzanne D. Conzen**, Park Ridge, IL (US)
- (73) Assignee: **The University of Chicago**, Chicago, IL (US)
- (21) Appl. No.: **14/172,051**
- (22) Filed: **Feb. 4, 2014**

- A61N 5/00* (2006.01)
- A61K 31/357* (2006.01)
- A61K 39/395* (2006.01)
- A61K 31/4745* (2006.01)
- A61K 31/337* (2006.01)
- A61K 31/7068* (2006.01)
- A61K 33/24* (2006.01)
- (52) **U.S. Cl.**
CPC *A61K 31/575* (2013.01); *A61K 31/7068* (2013.01); *A61K 45/06* (2013.01); *A61K 31/282* (2013.01); *A61K 33/24* (2013.01); *A61K 31/357* (2013.01); *A61K 39/3955* (2013.01); *A61K 31/4745* (2013.01); *A61K 31/337* (2013.01); *A61N 5/00* (2013.01)
- USPC **424/158.1**; 514/49; 514/492; 424/649; 514/450; 514/283; 514/171; 514/449; 600/1

Related U.S. Application Data

- (63) Continuation of application No. 13/071,363, filed on Mar. 24, 2011, now Pat. No. 8,710,035.
- (60) Provisional application No. 61/317,182, filed on Mar. 24, 2010.

Publication Classification

- (51) **Int. Cl.**
A61K 31/575 (2006.01)
A61K 45/06 (2006.01)
A61K 31/282 (2006.01)

(57) **ABSTRACT**

Embodiments of the invention are directed to methods of determining the prognosis of a breast cancer patient by evaluating the activity of the glucocorticoid receptor in tumor cells. Other embodiment include methods of treating breast cancer cells, particularly, chemo-resistant cells, with a glucocorticoid receptor antagonist and an anticancer agent or compound.

**Primary human breast ductal epithelium, DCIS (60%)
invasive human cancers (~30-40%) exhibit significant
glucocorticoid receptor expression**

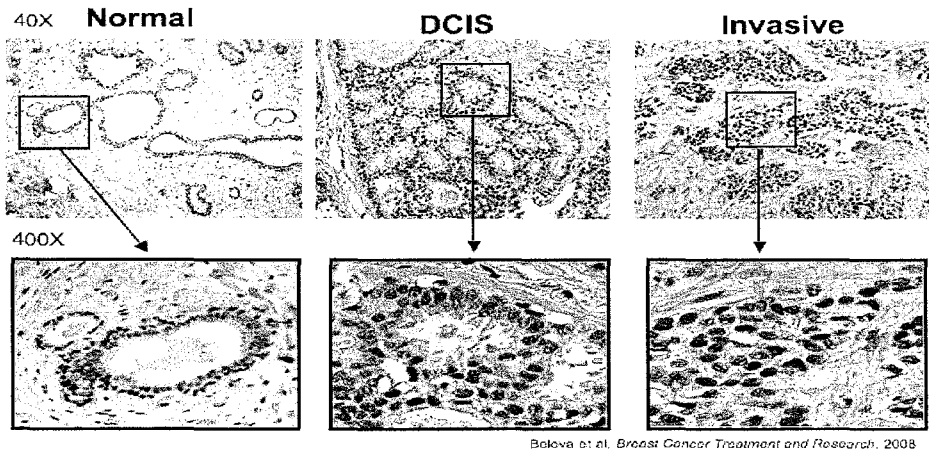


FIG. 1

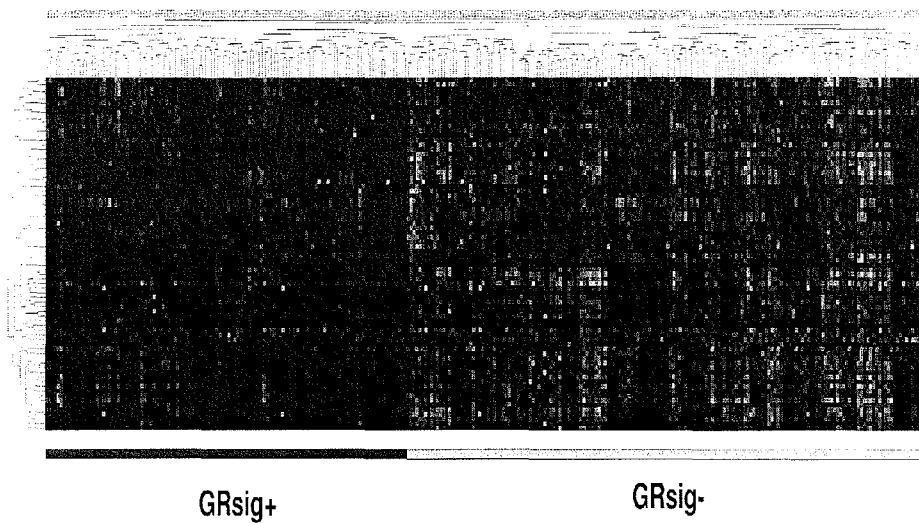


FIG. 2

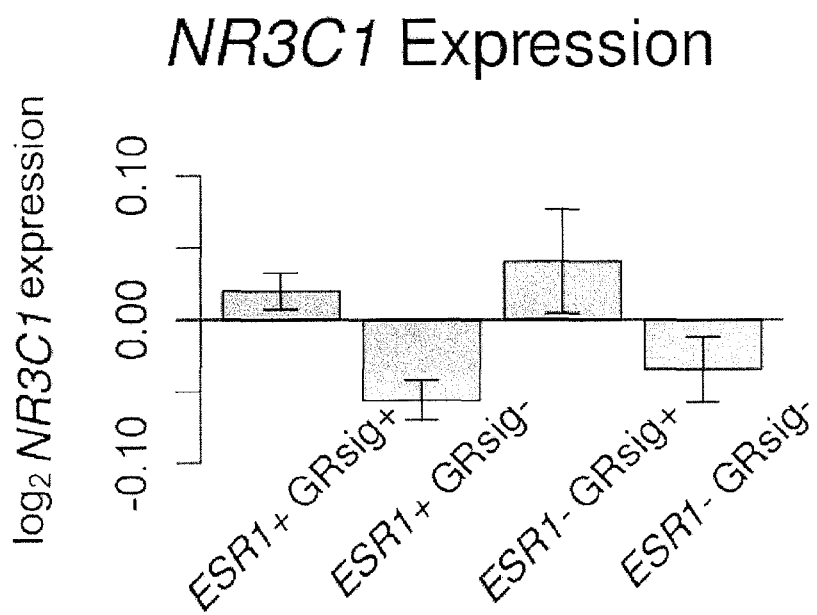


FIG. 3

NKI-295 RFS by Signature

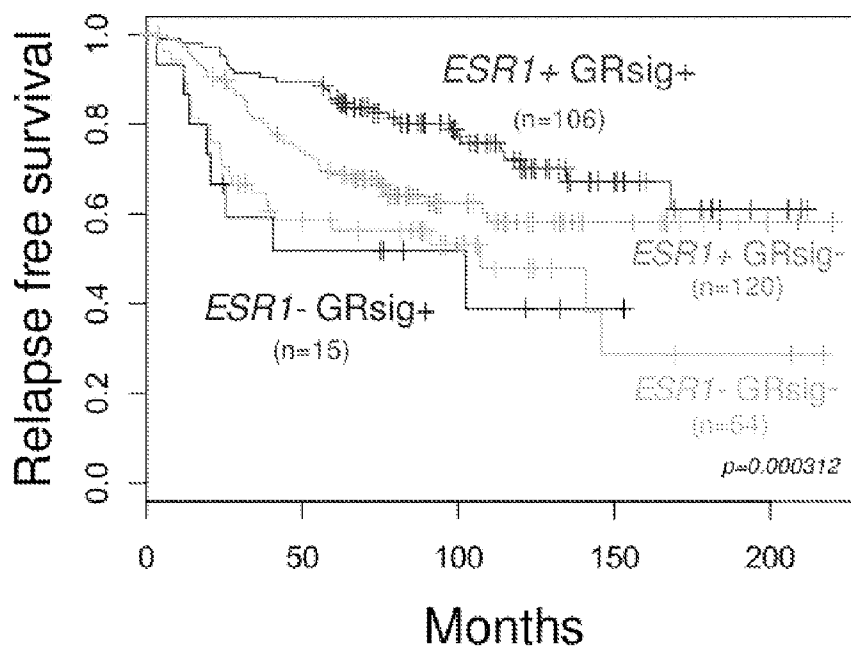


FIG. 4

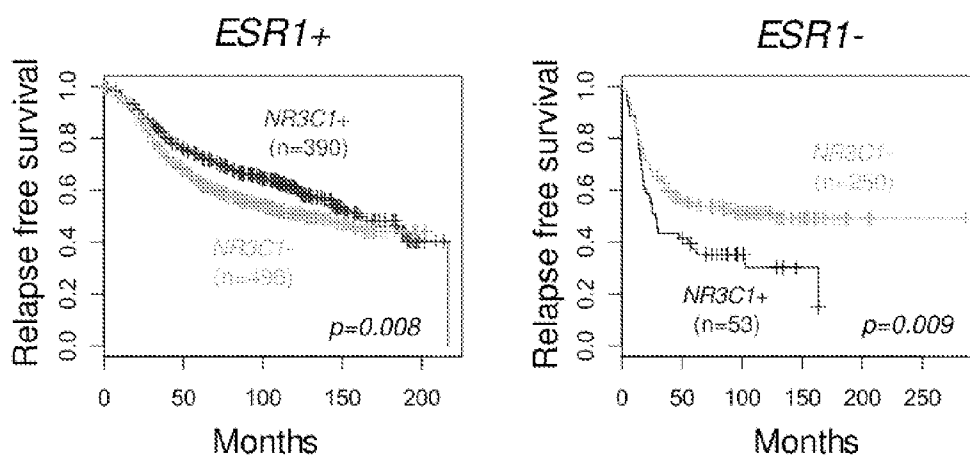


FIG. 5


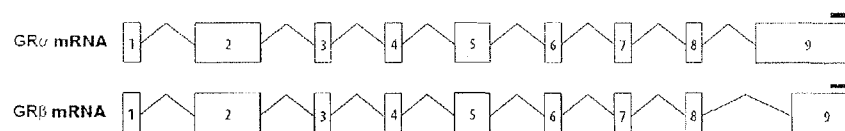


FIG. 6



Query = GR alpha
Length=6784

18665 = GR beta

ALIGNMENTS

Query	1	GGCGCCGCTCCACCCGCTCCCGCTCGGTCCCGCTCGCTCGCCAGCCGGGCTGCCCT	60
18665	1	GGCGCCGCTCCACCCGCTCCCGCTCGGTCCCGCTCGCTCGCCAGCCGGGCTGCCCT	60
Query	61	TTGCGGTGCCGCTCTCTTCCCTCCGCGCGCGCTCCTCCATTTGCGAGCTCGTCTC	120
18665	61	TTGCGGTGCCGCTCTCTTCCCTCCGCGCGCGCTCCTCCATTTGCGAGCTCGTCTC	120
Query	121	TGTGACGGGAGCCCGAGTCACCGCTGCCGTCGGGACGGATTCTCTGGGTGGAAGGAG	180
18665	121	TGTGACGGGAGCCCGAGTCACCGCTGCCGTCGGGACGGATTCTCTGGGTGGAAGGAG	180
Query	181	ACGCCGACGCCGAGCCGCGCGAAGCAGCTGGGACCGGACCGGGCACGCCGCCCGGAAC	240
18665	181	ACGCCGACGCCGAGCCGCGCGAAGCAGCTGGGACCGGACCGGGCACGCCGCCCGGAAC	240
Query	241	CTCGACCCGCGGAGCCCGCGCGGGCGGAGGGCTGGCTTGTGAGCTGGCAATGGGAGA	300
18665	241	CTCGACCCGCGGAGCCCGCGCGGGCGGAGGGCTGGCTTGTGAGCTGGCAATGGGAGA	300
Query	301	CTTTCTTAAATAGGGCTCTCCCCCACCCTATGGAGAAAGGGCGGCTGTTTACTTCCT	360
18665	301	CTTTCTTAAATAGGGCTCTCCCCCACCCTATGGAGAAAGGGCGGCTGTTTACTTCCT	360
Query	361	tttttAGaaaaaaTATAATTTCCCTCCCTGCTCCTTCTGCGTTCACAAGCTAAGTTGT	420
18665	361	TTTTTAGAAAAAAATATAATTTCCCTCCCTGCTCCTTCTGCGTTCACAAGCTAAGTTGT	420
Query	421	TTATCTCGGCTGCCGCGGAACTCGGACCGTGGCGGGCGAGCGGCTCCTCTGCCAGAT	480
18665	421	TTATCTCGGCTGCCGCGGAACTCGGACCGTGGCGGGCGAGCGGCTCCTCTGCCAGAT	480
Query	481	TGATATTCACTGATGSACTCCAAAGAATCATTAAGTCTGGTAGAGAAGAAAACCCAGC	540
18665	481	TGATATTCACTGATGSACTCCAAAGAATCATTAAGTCTGGTAGAGAAGAAAACCCAGC	540
Query	541	AGTGTGCTTGCCTCAGCACAGGGAGATGTGATGGACTTCTATAAACCCCTAAGAGGAGGA	600
18665	541	AGTGTGCTTGCCTCAGGAGAGGGAGATGTGATGGACTTCTATAAACCCCTAAGAGGAGGA	600
Query	601	GCTACTGTGAAGGTTTCGCGTCTTCACCCCTCACTGGCTGTGCGTTCFAATCAGACTCC	660
18665	601	GCTACTGTGAAGGTTTCGCGTCTTCACCCCTCACTGGCTGTGCGTTCFAATCAGACTCC	660
Query	661	AAGCAGCGAAGACTTTTGGTTGATTTCCAAAAGGCTCAGTAAGCAATGCCGAGCAGCCA	720
18665	661	AAGCAGCGAAGACTTTTGGTTGATTTCCAAAAGGCTCAGTAAGCAATGCCGAGCAGCCA	720
Query	721	GATCTGTCCAAAGCAGTTCACCTCTCAATGGGACTGTATATGGGAGAGACAGAAACAAA	780
18665	721	GATCTGTCCAAAGCAGTTCACCTCTCAATGGGACTGTATATGGGAGAGACAGAAACAAA	780
Query	781	GTGATGGGAAATCACCTGGGATTTCCACAGCAGGGCCAAATCAGCCTTTCCCTCGGGGAA	840
18665	781	GTGATGGGAAATGACCTGGGATTTCCACAGCAGGGCCAAATCAGCCTTTCCCTCGGGGAA	840
Query	841	ACAGACTTAAAGCTTTTGGAAAGAAAGCAATGGCAAACCTCAATAGGTCGACCACTGTTCCA	900
18665	841	ACAGACTTAAAGCTTTTGGAAAGAAAGCAATGGCAAACCTCAATAGGTCGACCACTGTTCCA	900

FIG. 7A

Query	901	GAGAACCCCAAGAGTTCAGCATCCACTGCTGTGTCTGCTGCCCCACAGAGAAGGAGTTT	960
18665	901	GAGAACCCCAAGAGTTCAGCATCCACTGCTGTGTCTGCTGCCCCACAGAGAAGGAGTTT	960
Query	961	CCAAAACTCACTCCTGATGTATCTTCAGAACAGCAACATTTGAAGGGCCAGACTGGCACC	1020
18665	961	CCAAAACTCACTCCTGATGTATCTTCAGAACAGCAACATTTGAAGGGCCAGACTGGCACC	1020
Query	1021	AACGGTGGCAATGTGAAATTTGATACCACAGACCAAGCACCTTTGACATTTTGCAGGAT	1080
18665	1021	AACGGTGGCAATGTGAAATTTGATACCACAGACCAAGCACCTTTGACATTTTGCAGGAT	1080
Query	1081	TTGGAGTTTCTTCTGGGTCCCGAGTAAAGAGACGAATGAGAGTCCTTGGAGATCAGAC	1140
18665	1081	TTGGAGTTTCTTCTGGGTCCCGAGTAAAGAGACGAATGAGAGTCCTTGGAGATCAGAC	1140
Query	1141	CTGTGTATAGATGAAAACGTTCCTTCTCCTCTGGCGGGAGAAGACGATTCATTCCTT	1200
18665	1141	CTGTGTATAGATGAAAACGTTCCTTCTCCTCTGGCGGGAGAAGACGATTCATTCCTT	1200
Query	1201	TTGGAAGGAACTCGAATGAGGACTGCAAGCCCTCTCATTTTACCGGACACTAAACCCAAA	1260
18665	1201	TTGGAAGGAACTCGAATGAGGACTGCAAGCCCTCTCATTTTACCGGACACTAAACCCAAA	1260
Query	1261	ATTAAAGGATAATGGAGATCTGCTTTTGTCAAGCCCCAGTAATGTAACACTGCCCAAGTG	1320
18665	1261	ATTAAAGGATAATGGAGATCTGCTTTTGTCAAGCCCCAGTAATGTAACACTGCCCAAGTG	1320
Query	1321	AAAACAGAAAAGAAGATTTTCATCGAACTCTGCACCCCTGGGGTAAATTAAGCAAGAGAAA	1380
18665	1321	AAAACAGAAAAGAAGATTTTCATCGAACTCTGCACCCCTGGGGTAAATTAAGCAAGAGAAA	1380
Query	1381	CTGGGCACAGTTTACTGTGTCAGGCAAGCTTTCCTGGAGCAATAATAATGGTAATAAAATG	1440
18665	1381	CTGGGCACAGTTTACTGTGTCAGGCAAGCTTTCCTGGAGCAATAATAATGGTAATAAAATG	1440
Query	1441	TCTGCCATTTCTGTTCATGGTGTGAGTACCTCTGGAGGACAGATGTACCCTATGACATG	1500
18665	1441	TCTGCCATTTCTGTTCATGGTGTGAGTACCTCTGGAGGACAGATGTACCCTATGACATG	1500
Query	1501	AATACAGCATCCCTTTCTCAACAGCAGGATCAGAAGCCATTTTAAATGTCATTCACCA	1560
18665	1501	AATACAGCATCCCTTTCTCAACAGCAGGATCAGAAGCCATTTTAAATGTCATTCACCA	1560
Query	1561	ATTCCTGTTGCTTCCGAAAATTTGGAATAGGTGCCAAGGATCTGGAGATGACAACCTGACT	1620
18665	1561	ATTCCTGTTGCTTCCGAAAATTTGGAATAGGTGCCAAGGATCTGGAGATGACAACCTGACT	1620
Query	1621	TCCTGGGACTCTGAACTTCCTGGTCCGAAAGCTTTTCTAATGGCTATTCAGCCCC	1680
18665	1621	TCCTGGGACTCTGAACTTCCTGGTCCGAAAGCTTTTCTAATGGCTATTCAGCCCC	1680
Query	1681	AGCATGAGACCAGATGTAAGCTCTCCTCCATCCAGCTCCTCAACAGCAACAACAGGACCA	1740
18665	1681	AGCATGAGACCAGATGTAAGCTCTCCTCCATCCAGCTCCTCAACAGCAACAACAGGACCA	1740
Query	1741	CCTCCCAAACCTGCTGCTGCTGCTGATGAAGCTTCAGGATGTCATTATGGAGTCTTA	1800
18665	1741	CCTCCCAAACCTGCTGCTGCTGCTGATGAAGCTTCAGGATGTCATTATGGAGTCTTA	1800
Query	1801	ACTTGTGGAAGCTCTAAAGTTTCTTCAAAGAGCAGTGGAAAGGACAGCACAATTACCTA	1860
18665	1801	ACTTGTGGAAGCTCTAAAGTTTCTTCAAAGAGCAGTGGAAAGGACAGCACAATTACCTA	1860
Query	1861	TGTGCTGGAAGGAATGATGTCATCATCGATAAAATTCGAAGAAAAACTGCCACGATGC	1920
18665	1861	TGTGCTGGAAGGAATGATGTCATCATCGATAAAATTCGAAGAAAAACTGCCACGATGC	1920
Query	1921	CGCTATCGAAAATGCTTTCAGGCTGGAATGAACCTGGAAGCTCGAAAAACAAGAAAAA	1980
18665	1921	CGCTATCGAAAATGCTTTCAGGCTGGAATGAACCTGGAAGCTCGAAAAACAAGAAAAA	1980
Query	1981	ataaaaGCAATTCAGCAGGCCACTACAGGAGTCTCACAAGAAACCTCTGAAAACTCTGCT	2040
18665	1981	ATAAAAAGCAATTCAGCAGGCCACTACAGGAGTCTCACAAGAAACCTCTGAAAACTCTGCT	2040
Query	2041	AACAAAACAATAGTTCTGCAACGTTTACCACAACCTACCCCTACCCCTGGTGTCACTGTTG	2100
18665	2041	AACAAAACAATAGTTCTGCAACGTTTACCACAACCTACCCCTACCCCTGGTGTCACTGTTG	2100
Query	2101	GAGGTATTTGAACCTGAAGTGTATATGCAAGGATATGATAGCTCTGTTCCAGACTCAACT	2160
18665	2101	GAGGTATTTGAACCTGAAGTGTATATGCAAGGATATGATAGCTCTGTTCCAGACTCAACT	2160

FIG. 7B

Query	2161	TGGAGGATCATGACTACGCTCAACATGTTAGGAGGGCGGCAAGTGATTCAGCAGTGAAA	2220
18665	2161	TGGAGGATCATGACTACGCTCAACATGTTAGGAGGGCGGCAAGTGATTCAGCAGTGAAA	2220
Query	2221	TGGGCAAAGGCAATACCAGGTTTCAGGAACCTACACCTGGATGACCAAATGACCCCTACTG	2280
18665	2221	TGGGCAAAGGCAATACCAGGTTTCAGGAACCTACACCTGGATGACCAAATGACCCCTACTG	2280
Query	2281	CAGTACTCCCTGGATCTTCTTATGGCATTTGCTCTGGGGTGGAGATCATATAGACAAATCA	2340
18665	2281	CAGTACTCCCTGGATCTTCTTATGGCATTTGCTCTGGGGTGGAGATCATATAGACAAATCA	2340
Query	2341	AGTGCAAAACCTGCTGTGTTTTCTCCTGATCTGATTAATTAATGAGCAGAGAAATGACTCTA	2400
18665	2341	AGTGCAAAACCTGCTGTGTTTTCTCCTGATCTGATTAATTAATGAGCAGAGAAATGACTCTA	2400
Query	2401	CCCTGCATGTACGACCAATGTAAACACATGCTGTATGTTTCCCTCTGAGTTACACAGGCTT	2460
18665	2401	CCCTGCATGTACGACCAATGTAAACACATGCTGTATGTTTCCCTCTGAGTTACACAGGCTT	2460
Query	2461	CAGGTATCTTATGAAGAGTATCTCTCTATGAAAACCTTACTGCTTCTCTCTTCACTTCTT	2520
18665	2461	CAGGTATCTTATGAAGAGTATCTCTCTATGAAAACCTTACTGCTTCTCTCTTCACTTCTT	2520
Query	2521	AAGGACGGTCTGAAGAGCCAAGAGCTATTTGATGAAATTAGAATGACCTACATCAAAGAG	2580
18665	2521	AAGGACGGTCTGAAGAGCCAAGAGCTATTTGATGAAATTAGAATGACCTACATCAAAGAG	2580
Query	2581	CTAGGAAAAGCCATTTGTCAGAGGGGAAGGAACTCCAGCCAGAATGGCAGCGGTTTAT	2640
18665	2581	CTAGGAAAAGCCATTTGTCAGAGGGGAAGGAACTCCAGCCAGAATGGCAGCGGTTTAT	2640
Query	2641	CAACTGACAAAACCTCTTGGATTCATGATGAAGTGGTTGAAAATCTCCTTAACATATG	2700
18665	2641	CAACTGACAAAACCTCTTGGATTCATGATGAAGTGGTTGAAAATCTCCTTAACATATG	2673
Query	2701	TTCCAAAACATTTTTGGATAAGACCATGAGTATGAAATCCCCGAGATGTTAGCTGAAATC	2760
Query	2761	ATCACCAATCAGATACCCMAAATATCAAAATGGAAAATCAAAAACCTTCTGTTTCATCAA	2820
Query	2821	AAGTGACIGCCTTAATAAGAAATGGTTGCCTTAAAGAAAGTCGAAATTAATAGCTTTTATG	2880
Query	2881	TATAAACTATCAGTTTGTCTGTAGAGgttttggtgttttatttttatgttttcactc	2940
Query	2941	gttgttttgtttttAAATACCCACTACMTGTGTTTATAGAGGGCCAAGACTTGGCAACAG	3000
Query	3001	AACCAGTTGAGTCGTCATCACTTTTCAGTATGGCAGACTAGATGGTGAATTTATTAGT	3060
Query	3061	TAAATATCCAGAAATTAGAAAACCTTAATAATGTTGGACGTAATCTCCACAGTCAAAGAAG	3120
Query	3121	GATGGCACCTAAACCACCAGTGCCAAAAGTCTGTGTGATGAACCTTCTCTTACATcttt	3180
Query	3181	tttCACAGTGGCTGGATGAAATTTTCTAGACTTCTCTGGTGTATccccccctGTAT	3240
Query	3241	AGTTAGGATAGCAATTTTGTATTTATGCATGGAAACCTGaaaaaaAGTTTACAAGTGTATA	3300
Query	3301	TCAGAAAAGGGAAGTGTGCCCTTTTATAGCTATTACTGTCTGGTTTAAACAATTTCCCTT	3360
Query	3361	ATATTTACTGAACTACGCTTGGCTCATTTTTTCTTACATAATTTTTATTTCAAGTTATTGT	3420
Query	3421	ACAGCTGTTTAAGATGGGCAGCTAGTTCGTAGCTTTCCCAAATAAACCTCAAACATTAAT	3480
Query	3481	CAATCATCTGTGTGAAAATGGGTGGTGTCTTAAACCTGATGGCACTTAGCTATCAGAAG	3540
Query	3541	ACCACAAAATGACTCAAATCTCCAGTATCTTGTTCaaaaaaGCTCA	3600
Query	3601	TATTTTGTATATATCTGCTTCACTGGAGAAATATAATAGGTTGTGCAAATTAACACTCCTA	3660
Query	3661	ACTGGTATAGACACCTTAGTCCAGTGGCTGTGGTAAACCTGGATGATGGTTTGCAAA	3720
Query	3721	AGACTAATTTAAAAAATAACTACCAAGAGGCCCTGTCTGTACCTAACGCCCTATTTTTC	3780

FIG. 7C

Query	3781	AAAGGCTAATATGGCAAGAAAGCTGGTAAACTATTTGTCTTTCAGGACCTTTTGAAGTAGT	3840
Query	3841	TTGTATAACTTCTTAAAAGTTGTGATTCAGATAACCAGCTGTAACACAGCTGAGAGACT	3900
Query	3901	TTTAATCAGACAAAAGTAATTCCTCTCACTAAACTTTACCCAAAACTAAATCTCTAATAT	3960
Query	3961	GGCAAAAATGGCTAGACACCCATTTTCACATTCOCATCTGTACCAATTTGGTTAATCTTT	4020
Query	4021	CCTGATGGTACAGGAAAGCTCAGCTACTGATTTTGTGATTTAGAACTGTAATGTCAGACA	4080
Query	4081	TCCATGTTTGTAAAACCTACACATCCCTAATGTGTGCCATAGAGTTTAAACACAAGTCCCTGT	4140
Query	4141	GAAATTCCTTACCTGTGAAAATTAATTTTAAACAAAATAGAAGCTGTAGTAGCCCTTTCTG	4200
Query	4201	TGTGCACCTTACCAACTTTCTGTAAACTCAAACCTTAACATATTTACTAAGCCACAAGAA	4260
Query	4261	ATTTGATTTCTATTCAGGGTGGCCAAATTAATTTGTGTAATAGAAAACCTGAAAATCTAATA	4320
Query	4321	TTAAAAATATGGAACCTCTAatataatattttatatttagttatagtttcagatatatatca	4380
Query	4381	tatTGGTATTCACTAATCTGGGAAGGGAAGGGCTACTGCAGCTTTACATGCAATTTATTA	4440
Query	4441	AAATGATTTGTAAAATAGCTTGTATAGTGTAAAATAAGAATGATTTTATAGATGAGATTCCT	4500
Query	4501	TTATCATGACATGTTATATATTTTGTAGGGGTCAAAGAAATGCTGATGGATAACCTAT	4560
Query	4561	ATGATTTATAGTTTGTACATGCATTCATACAGGCAGCGATGGTCTCAGAAACCAACAGT	4620
Query	4621	TTGCTCTAGGGGAAGAGGGAGATGGAGACTGGTCCGTGTGTGTCAGTGAACCTTCTGAGGC	4680
Query	4681	TCTGACCCAGTGAGATTCAGAGGAAGTTATCCTCTGCCCTCCCATTTCTGACCACCTTCT	4740
Query	4741	CAATCCAACAGTGAGTCTGTACAGCGCAGGTTTAGTTTACTCAATCTCCCCCTGCACTAAA	4800
Query	4801	GTATGTAAAAGTATGTAACAGGAGACAGGAAGGTGGTCTTACATCCTTAAAGGCACCAT	4860
Query	4861	CTAATAGCGGGTFACTTTACATAACAGCCCTCCCCCAGCAGTTGAATGACAACAGAAGCT	4920
Query	4921	TCAGAAGTTTGGCAATAGTTTGCATAGAGGTACCAGCAATATGTAATAGTGCAGAATCT	4980
Query	4981	CATAGGTTGCCAATAATACACTAATTCCTTTCTATCCTACAACAAGAGTTTATTTCCAAA	5040
Query	5041	TAAAATGAGGACATgtttttggttttcttttgaatgctttttgaaatgltatttggttatttctc	5100
Query	5101	agtattttggagaaattatlttAATaaaaaaCAATCATTTGCTTTTGAATGCTCTCTAA	5160
Query	5161	AAGGGAATGTAATATTTTAAAGATGGTGTGTAACCCGGCTGGATAAAATTTTGGTGCCTAA	5220
Query	5221	GAAAACCTGCTTGAATATCTTATCAATGACAGTGTAAAGTTTCAAAAAGAGCTTCTAAAA	5280
Query	5281	CGTAGATATCATTCCTTTATAGAATGTTATGTGGTTAAAACCAGAAAGCACATCTCACA	5340
18665	2674	AATGTTATGTGGTTAAAACCAGAAAGCACATCTCACA	2710
Query	5341	CATTAATCTGATTTTCATCCCAACAATCTTGGCGCTCAAAAAATAGAACTCAATGAGAAA	5400
18665	2711	CATTAATCTGATTTTCATCCCAACAATCTTGGCGCTCAAAAAATAGAACTCAATGAGAAA	2770
Query	5401	AAGAAGATATATGTGCACTTCGTTGTCAATAATAAGTCAACTGATGCTCATCGACAACCTAT	5460
18665	2771	AAGAAGATATATGTGCACTTCGTTGTCAATAATAAGTCAACTGATGCTCATCGACAACCTAT	2830
Query	5461	AGGAGGCTTTTTCATTAATGGGAAAAGAAGCTGTGCCCTTTTAGGATACGTGGGGGAAAA	5520
18665	2831	AGGAGGCTTTTTCATTAATGGGAAAAGAAGCTGTGCCCTTTTAGGATACGTGGGGGAAAA	2890
Query	5521	GAAAGTCATCTTAATTAATGTTTAAATTTGGATTTAAGTGCATATGTTGGTGGTGTGTTTGA	5580

FIG. 7D

18665	2891	GAAAGTCATCTTAATTATGTTTAAATTGCGATTAAAGTGCATATATGGTGGTGGCTGTTTGA	2950
Query	5581	AAGCAGATTTATTTTCCATATGATATGTTTATCTGGCCATCCCAACCCAAACTGTTGAAGTT	5640
18665	2951	AAGCAGATTTATTTTCCATATGATATGTTTATCTGGCCATCCCAACCCAAACTGTTGAAGTT	3010
Query	5641	TGTAGTAACTTCAGTGAGAGTTGGTTACTCACAACAAATCCTGAAAAGTATTTTGTAGT	5700
18665	3011	TGTAGTAACTTCAGTGAGAGTTGGTTACTCACAACAAATCCTGAAAAGTATTTTGTAGT	3070
Query	5701	TTGTAGGTAFTCTGTGGGATACTATACAAGCAGAAGCTGAGGCACCTTAGGACATAACACTT	5760
18665	3071	TTGTAGGTAFTCTGTGGGATACTATACAAGCAGAAGCTGAGGCACCTTAGGACATAACACTT	3130
Query	5761	TTGGGGTATATATATCCAAATGCCTAAAACCTATGGGAGGAAACCTTGGCCACCCAAAAG	5820
18665	3131	TTGGGGTATATATATCCAAATGCCTAAAACCTATGGGAGGAAACCTTGGCCACCCAAAAG	3190
Query	5821	GAAAACFAACATGATTTGTGTCTATGAAGTGTGGATAAATTAGCATGGGATGAGCTCTGG	5880
18665	3191	GAAAACFAACATGATTTGTGTCTATGAAGTGTGGATAAATTAGCATGGGATGAGCTCTGG	3250
Query	5881	GCATGCCATGAAGGAAAGCCACGCTCCCTTCAGAATTCAGAGGCAGGGAGCAATTCAGT	5940
18665	3251	GCATGCCATGAAGGAAAGCCACGCTCCCTTCAGAATTCAGAGGCAGGGAGCAATTCAGT	3310
Query	5941	TTACACCTAAGTCTCATAAATTTAGTTCCTTTTAAAAACCTGAAAACFACATCACCATG	6000
18665	3311	TTACACCTAAGTCTCATAAATTTAGTTCCTTTTAAAAACCTGAAAACFACATCACCATG	3370
Query	6001	GAATGAAAAATATTTGTTATACAATACATTTGATCTGTCAAACCTCCAGAACCATGGTAGCC	6060
18665	3371	GAATGAAAAATATTTGTTATACAATACATTTGATCTGTCAAACCTCCAGAACCATGGTAGCC	3430
Query	6061	TTCACTGAGATTTCCATCTTGGCTGGTCACTCCCTGACTGTAGCTGTAGGTGAATgtgtt	6120
18665	3431	TTCACTGAGATTTCCATCTTGGCTGGTCACTCCCTGACTGTAGCTGTAGGTGAATgtgtt	3490
Query	6121	tttgggt	6180
18665	3491	tttgggt	3550
Query	6181	TTAAAACCTTTGGGTGGAGTTTCGTAATTTCCAGACTATTTTCAAGCAACCTGGTCCAC	6240
18665	3551	TTAAAACCTTTGGGTGGAGTTTCGTAATTTCCAGACTATTTTCAAGCAACCTGGTCCAC	3610
Query	6241	CCAGGATTAGTGACCAGGTTTTCCAGGAAAGGATTTGCTTCTCTCAGAAAAATGTCGAAA	6300
18665	3611	CCAGGATTAGTGACCAGGTTTTCCAGGAAAGGATTTGCTTCTCTCAGAAAAATGTCGAAA	3670
Query	6301	GGATTTTATTTTCTGATGAAAGGCTGTATGAAAATACCCCTCCCAAAATAACTTGCTTAAC	6360
18665	3671	GGATTTTATTTTCTGATGAAAGGCTGTATGAAAATACCCCTCCCAAAATAACTTGCTTAAC	3730
Query	6361	TACATATAGATTCAAGTGTGTCAATATCTATTTTGTATATTAATGCTATATAATGGGG	6420
18665	3731	TACATATAGATTCAAGTGTGTCAATATCTATTTTGTATATTAATGCTATATAATGGGG	3790
Query	6421	ACAAAATCTATATTTATACGTGTGTATGGCATTATTAAGAAGCTTTTTCATTAATTTTATCA	6480
18665	3791	ACAAAATCTATATTTATACGTGTGTATGGCATTATTAAGAAGCTTTTTCATTAATTTTATCA	3850
Query	6481	CAGTAATTTTAAAAATGTGTAAAAATTTAAAACCACTGACTCCCTGTTTAAAAATAAAAGTTG	6540
18665	3851	CAGTAATTTTAAAAATGTGTAAAAATTTAAAACCACTGACTCCCTGTTTAAAAATAAAAGTTG	3910
Query	6541	TAGTTTTTTTATTCATGCTGAATAATAATCTGTAGTTaaaaaaagtgtctTTTTACCTA	6600
18665	3911	TAGTTTTTTTATTCATGCTGAATAATAATCTGTAGTTaaaaaaagtgtctTTTTACCTA	3970
Query	6601	CGCAGTGAATGTCAGACTGTAAAACCTTGTGTGGAAATGTTAACTTTTATTTTTCAT	6660
18665	3971	CGCAGTGAATGTCAGACTGTAAAACCTTGTGTGGAAATGTTAACTTTTATTTTTCAT	4030
Query	6661	TTAAATTTGCTGTTCCTGGTATTTACCAAACCCACACATTTGTACCGAATGGCAGTAAATGT	6720
18665	4031	TTAAATTTGCTGTTCCTGGTATTTACCAAACCCACACATTTGTACCGAATGGCAGTAAATGT	4090
Query	6721	TAGCCAATTTACAGCAATGCCAAATATGGAGAAACATCATAAATAAAAAATCTGCTTTTTC	6780
18665	4091	TAGCCAATTTACAGCAATGCCAAATATGGAGAAACATCATAAATAAAAAATCTGCTTTTTC	4150
Query	6781	ATTA 6784	

FIG. 7E

18665 4153 ATTA 4154

FIG. 7F

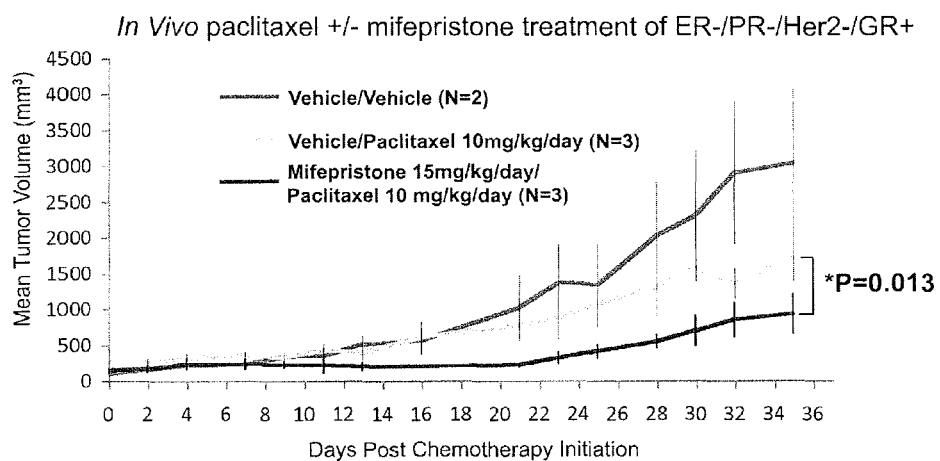


FIG. 8

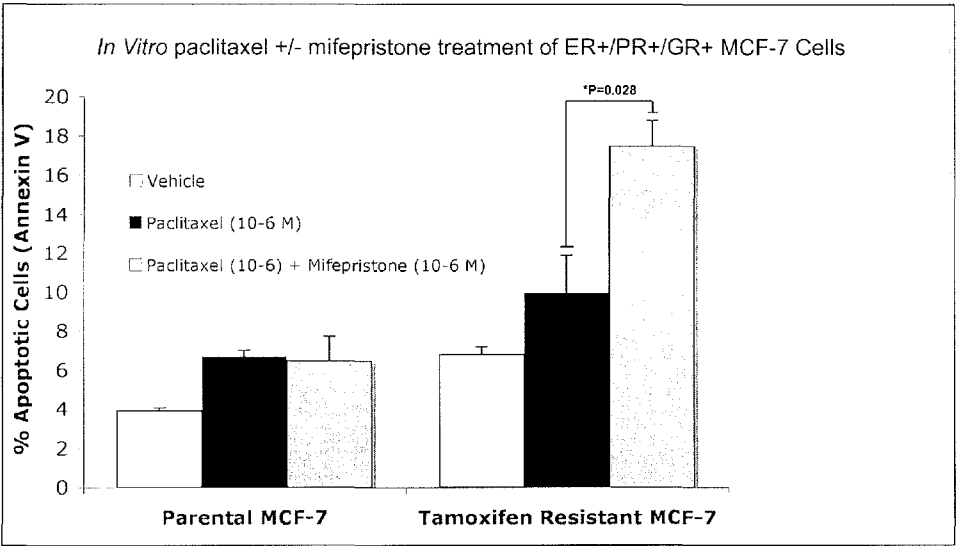


FIG. 9

**METHODS AND COMPOSITIONS RELATED
TO GLUCOCORTICOID RECEPTOR
ANTAGONISTS AND BREAST CANCER**

**CROSS-REFERENCES TO RELATED
APPLICATIONS**

[0001] This application is a Continuation of U.S. application Ser. No. 13/071,363, filed Mar. 24, 2011, which claims priority to U.S. Provisional Application No. 61/317,182, filed on Mar. 24, 2010, which is hereby incorporated by reference.

**STATEMENT AS TO RIGHTS TO INVENTIONS
MADE UNDER FEDERALLY SPONSORED
RESEARCH AND DEVELOPMENT**

[0002] This invention was made with government support under CA089208 awarded by the National Institutes of Health. The government has certain rights in the invention.

**REFERENCE TO A "SEQUENCE LISTING," A
TABLE, OR A COMPUTER PROGRAM LISTING
APPENDIX SUBMITTED ON A COMPACT DISK**

[0003] NOT APPLICABLE

BACKGROUND OF THE INVENTION

[0004] I. Field of the Invention

[0005] Embodiments of this invention are directed generally to biology and medicine. In certain aspects methods involve determining the prognosis for a breast cancer patient. In other embodiments, there are methods and compositions for treating a breast cancer patient with a glucocorticoid antagonist.

[0006] II. Background

[0007] There are over 1 million cases of breast cancer per year on a global basis, of which around 0.5 million are in the US, 40,000 are in the UK and nearly 2,000 in Ireland. It is the leading cause of cancer deaths among women (Keen and Davidson, 2003). Although the overall incidence of the disease is increasing within the western world, wider screening and improved treatments have led to a gradual decline in the fatality rate of about 1% per year since 1991. Inheritance of susceptibility genes, such as BRCA1 and BRCA2, account for only 5% of breast cancer cases and the factors responsible for the other 95% remain obscure (Grover and Martin, 2002). In the absence of a strategy to reduce causative agents of breast cancer, early detection remains the best approach to reducing the mortality rate of this disease. It is widely held that breast cancer initiates as the pre-malignant stage of atypical ductal hyperplasia (ADH), progresses into the pre-invasive stage of ductal carcinoma in situ (DCIS), and culminates in the potentially lethal stage of invasive ductal carcinoma (IDC). This linear model of breast cancer progression has been the rationale for the use of detection methods such as mammography in the hope of diagnosing and treating breast cancer at earlier clinical stages (Ma et al., 2003).

[0008] As more molecular information is being collated, diseases such as breast cancer are being sub-divided according to genetic signatures linked to patient outcome, providing valuable information for the clinician. Emerging novel technologies in molecular medicine have already demonstrated their power in discriminating between disease sub-types that are not recognizable by traditional pathological criteria (Sorlie et al., 2001) and in identifying specific genetic events involved in cancer progression (Srinivas et al., 2002).

[0009] Endocrine therapy is a popular mode of treatment for all stages of breast cancer. A majority of breast cancers belong to the type in which growth is stimulated by the female sex hormones, estrogens and progesterone. Therefore some of the therapies are based on depriving the tumor of the hormone-induced growth stimulus. Some of the current modes of endocrine treatments include blockade of the estrogen receptor with an antiestrogen, e.g. tamoxifen; hormonal ablation by surgery (oophorectomy, adrenalectomy or hypophysectomy), radiotherapy or medically by administration of a luteinizing hormone-releasing hormone analogue (LHRHa), e.g., goserelin; suppression of estrogen synthesis with aromatase inhibitors, e.g., anastrozole; pharmacological doses of estrogens and progestagens, e.g., megestrol acetate.

[0010] Despite recent advances, the challenge of cancer treatment, including breast cancer therapy remains. Progress is limited with respect to the development of specific treatment regimens to clinically distinct tumor types, and to personalize tumor treatment in order to maximize outcome and efficiency. Moreover, a number of patients exhibit chemotherapy resistance.

[0011] Mere classification of breast cancers into a few sub-groups characterized by low to absent gene expression of the estrogen receptor (ER) alone may not reflect the cellular and molecular heterogeneity of breast cancer, and may not allow the design of treatment strategies maximizing patient response. Once a patient is diagnosed with cancer, such as breast or ovarian cancer, or an individual wants predisposition analysis, there is a strong need for methods that allow the physician to predict the expected course of disease, including the likelihood of cancer recurrence, long-term survival of the patient, and the like, and accordingly select an appropriate treatment option that is effective.

SUMMARY OF THE INVENTION

[0012] Embodiments concern methods, compositions, and apparatuses related to assessing, prognosing, and/or treating breast cancer patients. It concerns using information related to glucocorticoid receptor (GR) activity and/or expression in conjunction with information related to estrogen receptor (ER) activity or expression to identify patients with the least favorable prognosis based on current standards of care for breast cancer. Patients with relatively low levels of estrogen receptor expression and relatively high levels of glucocorticoid expression fall into a group of breast cancer patients with the least favorable prognosis (i.e., mortality rate).

[0013] Accordingly, methods concern evaluating a patient with breast cancer. Embodiments include evaluating a biological sample from a patient; evaluating breast cancer cells from a patient; evaluating a biological sample from a breast cancer patient; assessing a breast cancer patient; testing a breast cancer sample or biopsy; testing a breast tumor; prognosing a breast cancer patient; treating a breast cancer patient, particularly a patient with a particular profile related to ER and GR; determining a treatment for a breast cancer patient; altering a treatment plan for a breast cancer patient; reporting prognosis of a breast cancer patient; determining a prognosis score for a breast cancer patient; generating a prognosis score for a breast cancer patient; assessing the risk of mortality of a breast cancer patient generally or within a certain time frame, such as 150 months from end of cancer treatment; generating an ER and GR expression profile for a breast cancer patient; comparing a patient's ER and GR expression profile to a

standardized profile; and/or, determining a breast cancer patient has a poor prognosis based on the patient's ER and GR status.

[0014] Embodiments also cover apparatuses, kits, and computer readable medium and systems for assessing the level or activity of ER and/or GR in a patient's breast cancer sample and determining a prognosis; and/or treating the patient accordingly. It is specifically contemplated that a breast cancer patient is a human. Accordingly, in human patients, ER refers to an estrogen receptor in a human and GR refers to a glucocorticoid receptor in a human.

[0015] Some embodiments include generating an expression profile for glucocorticoid receptor, which means obtaining the level of expression of GR directly or indirectly by measuring or assaying activity or expression. Methods include directly measuring or assaying the level of expression or activity refers to measuring or assaying a sample to determine the level of GR expression (protein or transcript) in the cell. Indirectly obtaining the level of expression includes measuring or assaying expression or activity of a gene or protein that correlates with GR expression or activity. In some embodiments, the level of GR expression can be indirectly obtained by measuring or assaying expression of a GR-responsive gene, which refers to a gene whose expression is affected in a dose-dependent manner by GR expression or activity. Expression refers to either protein expression or RNA (transcript) expression. Methods may involve either type of expression and a variety of assays are well known to those of skill in the art. For example, quantitative PCR may be performed to obtain RNA expression levels. The Affymetrix chip used in the Examples also provides information regarding RNA expression levels. Alternatively, reagents to detect protein expression levels may be employed in embodiments. Methods may involve probes, primers, and/or antibodies that are specific to GR or ER in order to assess expression levels.

[0016] In some embodiments, the activity level of GR is measured by assaying the level of GR expression. In additional embodiments, GR expression is GR transcript expression. In other embodiments, GR expression is GR protein expression. As discussed above, in some embodiments, the activity level of GR is measured by assaying the expression level of one or more GR-responsive genes. A GR-responsive gene may be one or more of the following: MCL1, SAP30, DUSP1, SGK1, SMARCA2, PTGDS, TNFRSF9, SFN, LAPTM5, GPSM2, SORT1, DPT, NRP1, ACSL5, BIRC3, NNMT, IGFBP6, PLXNC1, SLC46A3, C14orf139, PIAS1, IDH2, SERPINF1, ERBB2, PECAM1, LBH, ST3GAL5, IL1R1, BIN1, WIPF1, TPPI, FN1, FAM134A, NRIP1, RAC2, SPP1, PHF15, BTN3A2, SESN1, MAP3K5, DPYSL2, SEMA4D, STOM, or MAOA.

[0017] In some embodiments, there is a step of assaying or measuring the activity level of glucocorticoid receptor (GR) in a biological sample from the patient containing breast cancer cells. As discussed above, the activity level of GR can be obtained directly or indirectly. It is specifically contemplated that levels of glucocorticoid activity or expression refers to activity or expression of GR α , GR β , or both. Unless specifically stated otherwise, the terms "glucocorticoid receptor" or "GR" refer to both forms. Embodiments discussed with respect to glucocorticoid receptor or GR may also be implemented solely with GR α or solely with GR β .

[0018] Methods may also include obtaining a level of estrogen receptor (ER) expression in breast cancer cells from the patient. The level can be obtained by obtaining the results of

an assay that measured the level of ER expression. In some embodiments, the level is obtained by measuring or assaying the level of ER expression.

[0019] In some embodiments, the level of estrogen receptor expression in breast cancer cells from patient is obtained by measuring the level of estrogen receptor expression from the biological sample from the patient. In other embodiments, the level is obtained by receiving qualitative and/or quantitative data regarding the level.

[0020] In some embodiments, methods include identifying the patient as having or not having a risk factor for cancer recurrence based on the levels of ER and GR expression. Methods may involve categorizing the patient as ER+ or ER- based the level of estrogen receptor expression and a predetermined threshold value for ER expression. The term "ER+" refers to a classification of ER expression that indicates the patient expresses estrogen receptor in breast cancer cells at or above a certain level. The term "ER-" refers to a classification of ER expression that indicates the patient expresses estrogen receptor at a relatively low level in breast cancer cells, meaning at or below a certain level. In embodiments of the invention, that certain level or a predetermined threshold value is at, below, or above 1, 2, 3, 4, 5, 6, 7, 8, 9, 10, 11, 12, 13, 14, 15, 16, 17, 18, 19, 20, 21, 22, 23, 24, 25, 26, 27, 28, 29, 30, 31, 32, 33, 34, 35, 36, 37, 38, 39, 40, 41, 42, 43, 44, 45, 46, 47, 48, 49, 50, 51, 52, 53, 54, 55, 56, 57, 58, 59, 60, 61, 62, 63, 64, 65, 66, 67, 68, 69, 70, 71, 72, 73, 74, 75, 76, 77, 78, 79, 80, 81, 82, 83, 84, 85, 86, 87, 88, 89, 90, 91, 92, 93, 94, 95, 96, 97, 98, 99, 100 percentile, or any range derivable therein.

[0021] Methods may involve measuring the activity level of glucocorticoid receptor in a biological sample from the patient containing breast cancer cells and measuring the expression level of estrogen receptor in the biological sample.

[0022] In certain embodiments, the predetermined threshold value for ER expression identifies a patient as ER+ if the patient's ER expression level is in the 25th percentile or greater compared to a normalized sample. This means the patient may be designated as having a level of ER expression that is at or above 25, 26, 27, 28, 29, 30, 31, 32, 33, 34, 35, 36, 37, 38, 39, 40, 41, 42, 43, 44, 45, 46, 47, 48, 49, 50, 51, 52, 53, 54, 55, 56, 57, 58, 59, 60, 61, 62, 63, 64, 65, 66, 67, 68, 69, 70, 71, 72, 73, 74, 75, 76, 77, 78, 79, 80, 81, 82, 83, 84, 85, 86, 87, 88, 89, 90, 91, 92, 93, 94, 95, 96, 97, 98, 99, 100 percentile, or any range derivable therein. It is contemplated that in some cases, a patient may be designated as ER+ if the patient's ER expression level is at or above 10, 11, 12, 13, 14, 15, 16, 17, 18, 19, 20, 21, 22, 23, 24, 25, 26, 27, 28, 29, 30, 31, 32, 33, 34, 35, 36, 37, 38, 39, 40, 41, 42, 43, 44, 45, 46, 47, 48, 49, 50, 51, 52, 53, 54, 55, 56, 57, 58, 59, 60, 61, 62, 63, 64, 65, 66, 67, 68, 69, 70, 71, 72, 73, 74, 75, 76, 77, 78, 79, 80, 81, 82, 83, 84, 85, 86, 87, 88, 89, 90, 91, 92, 93, 94, 95, 96, 97, 98, 99, 100, or any range derivable therein. The patient may also be referred to as having a normal or high ER expression level. The higher the percentile, the higher the relative expression level.

[0023] In embodiments, methods may also involve categorizing the patient as GR+ or GR- based on a predetermined threshold value for GR activity. In some cases, a predetermined threshold value for GR activity is dependent on whether the patient is categorized as ER+ or ER-. Embodiments may involve a predetermined threshold value for GR activity that identifies a patient as GR+ if the patient is ER- and GR activity level is in the 65th percentile or greater compared to a normalized sample. It is contemplated that in some cases, a patient may be designated as GR+ if the patient's GR

expression level is at or above 10, 11, 12, 13, 14, 15, 16, 17, 18, 19, 20, 21, 22, 23, 24, 25, 26, 27, 28, 29, 30, 31, 32, 33, 34, 35, 36, 37, 38, 39, 40, 41, 42, 43, 44, 45, 46, 47, 48, 49, 50, 51, 52, 53, 54, 55, 56, 57, 58, 59, 60, 61, 62, 63, 64, 65, 66, 67, 68, 69, 70, 71, 72, 73, 74, 75, 76, 77, 78, 79, 80, 81, 82, 83, 84, 85, 86, 87, 88, 89, 90, 91, 92, 93, 94, 95, 96, 97, 98, 99, 100, or any range derivable therein. The threshold value may or may not be dependent on ER expression levels or status. In some embodiments, the threshold value depends on whether the patient is ER- or not. The higher the percentile, the higher the relative expression level.

[0024] Methods may involve the use of a normalized sample or control that is based on one or more breast cancer samples that are not from the patient being tested.

[0025] In some embodiments, methods involve calculating a prognosis score for the patient based on the levels of ER and/or GR expression. Methods may alternatively or additionally involve reporting a prognosis score or report the levels of ER and/or GR expression. The score or report may contain or reflect raw data regarding expression levels or it may reflect a categorization of the expression levels obtained. A score could indicate the risk factor for mortality, recurrence, and/or both. The score could be a number within a numeric scale in which one end of the scale is most favorable and the other end is the least favorable with respect to a prognosis for breast cancer.

[0026] In certain embodiments, methods may involve identifying the patient as having a poor prognosis if the patient is determined to have a glucocorticoid receptor activity level at or above a certain threshold level and a level of estrogen receptor that is at or below a second threshold level. In each case, the threshold levels are specific for each of GR and ER. In certain embodiments, it is contemplated that a GR level in the 65th percentile or above based on breast cancer patients whose are in the 35th percentile or below is indicative of a poor prognosis. In some embodiments, patients with a poor prognosis include a population of breast cancer patients that numbers approximately 10% or less.

[0027] Methods also include identifying the patient as having a poor prognosis if the patient is determined to have i) an activity level of glucocorticoid receptor that is higher than the activity level of glucocorticoid receptor in normalized control sample and ii) a expression level of estrogen receptor expression that is lower than the expression level of estrogen receptor in a normalized control sample. Consequently, methods of the invention include prognosing a breast cancer patient. In some cases, a patient is identified as having a relatively good prognosis.

[0028] Other embodiments include methods of treating a patient for breast cancer comprising: treating the patient for breast cancer after a biological sample from the patient containing breast cancer cells is analyzed for i) the activity level of glucocorticoid receptor and ii) the expression level of estrogen receptor. A patient may be treated with a different treatment protocol than the patient would have been treated with if the patient's biological sample had not been analyzed. In some embodiments, the patient is categorized as ER- and GR+ based on the activity level of the glucocorticoid receptor and the expression level of estrogen receptor. In some cases, the patient is treated with a more aggressive therapy than the patient would have been treated with if the patient had not been categorized as ER- and GR+. The term "more aggressive" refers to a treatment regimen that may include more drugs or drugs with more severe side effects and/or it may

include an increased dosage or increased frequency of drugs. It may also include radiation or a combination of therapies. In some cases, the therapy includes one or more chemotherapeutics and/or biologics. In some embodiments, the patient is treated with a therapy comprising an anti-angiogenic agent. In additional embodiments, the therapy further comprises a chemotherapeutic agent in addition to the anti-angiogenic agent. Embodiments also include administering a glucocorticoid receptor antagonist and/or tyrosine kinase inhibitor.

[0029] Embodiments may also include where the patient is treated with more than one type of cancer therapy. This may be after the patient is determined to have a particular prognosis or after the status of the patient's GR and ER expression profile is known. In some embodiments, certain treatments are provided to an ER-/GR+ breast cancer patient who might have otherwise been treated with a less aggressive treatment for breast cancer. In some embodiments, a patient is treated with at least two of the following: radiation, chemotherapy, or a biologic. In particular embodiments, the patient may be treated with a kinase inhibitor and/or anti-angiogenic agent.

[0030] Methods may also involve obtaining a biological sample comprising breast cancer cells from the patient and categorizing the patient as i) GR+ or GR- based on the level of glucocorticoid activity assayed in the sample and compared to a predetermined threshold value for GR activity; and ii) ER+ or ER- based on the level of estrogen receptor expression assayed in the sample and compared to a predetermined threshold value for ER expression.

[0031] Any method may also include treating the patient for breast cancer, which may include directly administering or providing a cancer therapy. In some embodiments, a practitioner or doctor may prescribe a cancer therapy that the patient administers to herself.

[0032] To achieve these methods, a doctor, medical practitioner, or their staff may retrieve a biological sample from a patient for evaluation. The sample may be a biopsy, such as a breast tissue or tumor biopsy. The sample may be analyzed by the practitioner or their staff, or it may be sent to an outside or independent laboratory. The medical practitioner may be cognizant of whether the test is providing information regarding the patient's level of GR and/or ER expression or activity, or the medical practitioner may be aware only that the test indicates directly or indirectly that the test reflects that the patient has a particular prognosis or can be given a particular prognosis score. Furthermore, the practitioner may know the patient's ER or GR status, such as ER+ or ER-, or GR+ or GR-. Alternatively, she may be aware only that the test or assay indicates the patient has a poor prognosis, or the worst prognosis.

[0033] Embodiments also concern kits to determine glucocorticoid receptor status in breast cancer cells comprising: (a) one or more reagents for determining expression levels of NR3C1 in a biological sample; and (b) an algorithm and software encoding the algorithm for calculating a risk factor index from the expression of NR3C1 in a sample and the estrogen receptor status of the breast cancer cells to determine a prognosis or a prognosis score. Kits may also include one or more reagents for determining expression levels of ESR1 in the biological sample to provide estrogen receptor status.

[0034] Other embodiments include a computer readable medium having software modules for performing a method comprising the acts of: (a) comparing glucocorticoid receptor data obtained from a patient's breast cancer sample with a reference; and (b) providing an assessment of glucocorticoid

receptor status to a physician for use in determining an appropriate therapeutic regimen for a patient. In further embodiments, the computer readable medium further comprises a software module for assessing estrogen receptor status of the patient's breast cancer sample.

[0035] Computer systems are also included. In some embodiments, they have a processor, memory, external data storage, input/output mechanisms, a display, for assessing glucocorticoid receptor activity, comprising: (a) a database; (b) logic mechanisms in the computer generating for the database a GR-responsive gene expression reference; and (c) a comparing mechanism in the computer for comparing the GR-responsive gene expression reference to expression data from a patient sample using a comparison model to determine a GR gene expression profile of the sample.

[0036] Other embodiments include an internet accessible portal for providing biological information constructed and arranged to execute a computer-implemented method for providing: (a) a comparison of gene expression data of one or more GR-responsive genes in a patient sample with a calculated reporter index; and (b) providing an assessment of GR activity or expression to a physician for use in determining an appropriate therapeutic regime for a patient.

[0037] In addition to compiling, collecting and or processing data related to GR status, methods, media and systems may also include the same embodiments with respect to data related to ER status. Such aspects may be instead of or in addition to the aspects related to GR status or data.

[0038] Embodiments also include methods of killing breast cancer cells comprising administering to a breast cancer patient an effective amount of a combination of anti-cancer compounds, wherein the anticancer compounds comprise a glucocorticoid receptor antagonist and a chemotherapeutic.

[0039] In other embodiments, there are methods for treating breast cancer in a patient comprising administering to the patient an effective amount of glucocorticoid receptor antagonist and a chemotherapeutic.

[0040] In further embodiments, methods are provided for treating chemotherapy-insensitive breast cancer cells comprising administering to a breast cancer patient an effective amount of a glucocorticoid receptor antagonist followed by chemotherapy.

[0041] Other methods include methods for treating breast cancer in a patient comprising: a) administering radiation or at least a first chemotherapeutic to the patient; b) subsequently administering an effective amount of a glucocorticoid receptor antagonist to the patient; and, c) administering radiation again or at least a second chemotherapeutic to the patient after the glucocorticoid receptor antagonist is administered to the patient.

[0042] In some embodiments, there are methods for treating breast cancer in a patient comprising: a) administering an effective amount of a glucocorticoid receptor antagonist to the patient, wherein the patient expresses detectable levels of GR prior to administration of the GR antagonist; b) then administering an effective amount of radiation or at least one chemotherapeutic.

[0043] It is contemplated that in methods described herein, breast cancer cells may undergo apoptosis following treatment set forth herein. Moreover, in some embodiments, the combination of a glucocorticoid receptor antagonist and an anticancer agent or compound induces more apoptosis than treatment with just the anticancer treatment alone. In other

methods, it is specifically contemplated to exclude treatment with a synthetic glucocorticoid, such as dexamethasone.

[0044] Glucocorticoid receptor antagonists are known to those of skill in the art. It refers to a compound or substance that that does not provoke a biological response itself upon binding to the glucocorticoid receptor, but blocks or dampens agonist-mediated responses. Examples include, but are not limited to, beclometasone, betamethasone, budesonide, ciclesonide, flunisolide, fluticasone, mifepristone, mometasone, and triamcinolone. In additional embodiments, the glucocorticoid receptor antagonist has undetectable level or a lower level of activity as a progesterone receptor antagonist. In certain embodiments, the glucocorticoid receptor antagonist has greater than 10-fold, 50-fold, 100-fold, 200-fold, 300-fold, 400-fold, 500-fold, 1000-fold lower binding activity (or any range derivable therein) for another hormone receptor compared to its binding activity for glucocorticoid receptor. In specific embodiments the hormone receptor is estrogen receptor or progesterone receptor.

[0045] In some embodiments, a patient had been previously treated with an anti-cancer therapy, such as radiation, chemotherapy, or immunotherapy (or a combination or multiple therapies thereof). In certain embodiments, a first anti-cancer therapy prior to therapy with glucocorticoid receptor antagonist was last administered more than two weeks prior to the glucocorticoid receptor antagonist or its combination with a second anti-cancer therapy. In certain embodiments, this first anti-cancer therapy that does not include a glucocorticoid receptor antagonist was last administered to the breast cancer patient at least 7, 8, 9, 10, 11, 12, 13, 14 days, and/or 1, 2, 3, 4, or 5 weeks, and/or 1, 2, 3, 4, 5, 6, 7, 8, 9, 10, 11, or 12 months prior to treatment with a glucocorticoid receptor antagonist. Treatment methods may be applied to breast cancer or breast cancer cells that are chemo-resistant or breast cancer cells that are not chemo-sensitive. Moreover, treatment may be applied to breast cancer or to breast cancer cells that were previously administered a first apoptosis inducing agent, but were resistant to apoptosis.

[0046] In some embodiments, the breast cancer cells are determined to be resistant to apoptosis. In additional embodiments, the breast cancer or the breast cancer cells are determined not to be chemo-sensitive or are determined to be chemo-resistant. This determination may be based on the results of a genetic test or based on information obtained from an assessment of a tumor or the breast cancer after treatment with a first anti-cancer therapy. In specific embodiments, the first anti-cancer therapy is a chemotherapeutic, Herceptin®, radiation, a combination of chemotherapeutics, or a combination of one or more chemotherapeutic agents and Herceptin®.

[0047] In additional embodiments, the breast cancer cells express a detectable level of glucocorticoid receptor or its transcript. In some embodiments, the patient is determined to have breast cancer cells that express a detectable level of glucocorticoid receptor or its transcript. This may be determined directly or indirectly.

[0048] It is contemplated that breast cancer cells may be treated with a glucocorticoid receptor antagonist regardless of estrogen receptor status. Therefore, breast cancer cells may be estrogen receptor-negative (ER-) or estrogen receptor-positive (ER+), accordingly to a standardized and industry accepted test for ER status. In certain embodiments, the

breast cancer cells do not express any detectable levels of ER; in other embodiments, ER expression is detectable in the breast cancer cells.

[0049] It is contemplated that breast cancer cells may be treated with a glucocorticoid receptor antagonist depending on or regardless of progesterone receptor status. Therefore, breast cancer cells may be progesterone receptor-negative (PR-) or progesterone receptor-positive (PR+), accordingly to a standardized and industry accepted test for ER status. In certain embodiments, the breast cancer cells do not express any detectable levels of PR; in other embodiments, PR expression is detectable in the breast cancer cells.

[0050] Methods involve treating breast cancer, particularly a chemo-resistant breast cancer, with a combination of therapies that includes a glucocorticoid receptor antagonist and an anticancer therapy that induces apoptosis (together they may be referred to as a combination of anti-cancer agents or compounds), such as a chemotherapeutic. In some embodiments, the chemotherapeutic is capecitabine, carboplatin, cyclophosphamide (Cytoxan), daunorubicin, docetaxel (Taxotere), doxorubicin (Adriamycin), epirubicin (Ellence), fluorouracil (also called 5-fluorouracil or 5-FU), gemcitabine, eribulin, ixabepilone, methotrexate, mitomycin C, mitoxantrone, paclitaxel (Taxol), thiotepa, vincristine, or vinorelbine, or a combination of these agents. In other embodiments, therapy with a glucocorticoid receptor antagonist is combined with Herceptin®, radiation, chemotherapeutic(s) and radiation, a combination of chemotherapeutics, or a combination of one or more chemotherapeutic agents and Herceptin®.

[0051] It is contemplated that in some embodiments of the combination therapy the glucocorticoid receptor antagonist is administered within 5, 10, 30, 45, 60 minutes, and/or 1, 2, 3, 4, 5, 6, 7, 8, 9, 10, 11, 12, 13, 14, 15, 16, 17, 18, 19, 20, 21, 22, 23, 24 hours, and/or 1, 2, 3, 4, 5, 6, 7 days, or any combination thereof within administration of at least one or the combination of the anti-cancer agents or compounds. In specific embodiments, the glucocorticoid receptor antagonist is administered within 2 hours, 12 hours or 24 hours of administration of an anticancer agent or compound (or a combination of such agents or compounds).

[0052] It is specifically contemplated that treatment may continue or be repeated. In some embodiments, once treated with the combination of a glucocorticoid receptor antagonist and at least one anticancer agent or compound, all or part of the treatment may be repeated alone or in combination with a different anticancer agent or compound.

[0053] In certain embodiments, the glucocorticoid receptor antagonist is administered prior to as the other agent or therapy included in the combination therapy. In certain embodiments, the glucocorticoid receptor antagonist is administered 5, 10, 30, 45, 60 minutes, and/or 1, 2, 3, 4, 5, 6, 7, 8, 9, 10, 11, 12, 13, 14, 15, 16, 17, 18, 19, 20, 21, 22, 23, 24 hours, and/or 1, 2, 3, 4, 5, 6, 7 days, or any combination thereof prior to administration of at least one or the combination of the anti-cancer agents or compounds. It is specifically contemplated that in some embodiments, the glucocorticoid receptor antagonist is given prior to administration of the anticancer agent or compound but that the glucocorticoid receptor antagonist is also given concurrently with or after administration of the initial or a subsequent dose of the anticancer agent or compound. As discussed throughout, the anticancer agent or compound may be in a combination of such agents or compounds. In certain embodiments, the glucocor-

ticoid receptor antagonist is administered up to three days prior to administering the anticancer agent or compound.

[0054] Additionally or alternatively, the glucocorticoid receptor antagonist is administered after administration of the other agent or therapy included in the combination therapy. In certain embodiments, the glucocorticoid receptor antagonist is administered 5, 10, 30, 45, 60 minutes, and/or 1, 2, 3, 4, 5, 6, 7, 8, 9, 10, 11, 12, 13, 14, 15, 16, 17, 18, 19, 20, 21, 22, 23, 24 hours, and/or 1, 2, 3, 4, 5, 6, 7 days, or any combination thereof after administration of at least one or the combination of the anti-cancer agents or compounds. It is specifically contemplated that in some embodiments, the glucocorticoid receptor antagonist is given after to administration of the anticancer agent or compound; such administration may be repeated. As discussed throughout, the anticancer agent or compound may be in a combination of such agents or compounds. In certain embodiments, the glucocorticoid receptor antagonist is administered up to three days after administering the anticancer agent or compound.

[0055] In certain embodiments, the breast cancer is an unresectable breast cancer. In further embodiments, the breast cancer is inflammatory breast cancer.

[0056] It is specifically contemplated that in some methods, dexamethasone has not been administered to the patient within 24 hours of administration of the glucocorticoid receptor antagonist.

[0057] Compositions are contemplated to include a glucocorticoid receptor antagonist and any other anticancer compound discussed herein, such as Herceptin or one or more chemotherapeutic compounds. In some embodiments, the composition is in a pharmaceutically acceptable formulation.

[0058] Use of the one or more compositions may be employed based on methods described herein. Other embodiments are discussed throughout this application. Any embodiment discussed with respect to one aspect of the invention applies to other aspects of the invention as well and vice versa. The embodiments in the Example section are understood to be embodiments that are applicable to all aspects of the technology described herein.

[0059] "Cancer prognosis" generally refers to a forecast or prediction of the probable course or outcome of the cancer. As used herein, cancer prognosis includes the forecast or prediction of any one or more of the following: duration of survival of a patient susceptible to or diagnosed with a cancer, duration of recurrence-free survival, duration of progression free survival of a patient susceptible to or diagnosed with a cancer, response rate in a group of patients susceptible to or diagnosed with a cancer, and/or duration of response in a patient or a group of patients susceptible to or diagnosed with a cancer.

[0060] In certain aspects, prognosis is an estimation of the likelihood of metastasis free survival of said patient over a predetermined period of time, e.g., over a period of 5 years.

[0061] In further aspects, prognosis is an estimation of the likelihood of death of disease of said patient over a predetermined period of time, e.g., over a period of 5 years.

[0062] The term "recurrence" refers to the detection of breast cancer in form of metastatic spread of tumor cells, local recurrence, contralateral recurrence or recurrence of breast cancer at any site of the body of the patient after breast cancer had been substantially undetectable or responsive to treatments.

[0063] As used herein, "prognostic for cancer" means providing a forecast or prediction of the probable course or

outcome of the cancer. In some embodiments, “prognostic for cancer” comprises providing the forecast or prediction of (prognostic for) any one or more of the following: duration of survival of a patient susceptible to or diagnosed with a cancer, duration of recurrence-free survival, duration of progression free survival of a patient susceptible to or diagnosed with a cancer, response rate in a group of patients susceptible to or diagnosed with a cancer, and/or duration of response in a patient or a group of patients susceptible to or diagnosed with a cancer.

[0064] By “gene” is meant any polynucleotide sequence or portion thereof with a functional role in encoding or transcribing a protein or regulating other gene expression. The gene may consist of all the nucleic acids responsible for encoding a functional protein or only a portion of the nucleic acids responsible for encoding or expressing a protein. The polynucleotide sequence may contain a genetic abnormality within exons, introns, initiation or termination regions, promoter sequences, other regulatory sequences or unique adjacent regions to the gene.

[0065] As used herein, “treatment” or “therapy” is an approach for obtaining beneficial or desired clinical results. This includes: reduce the number of cancer cells; reduce the tumor size; inhibit (i.e., slow to some extent and/or stop) cancer cell infiltration into peripheral organs; inhibit (i.e., slow to some extent and/or stop) tumor metastasis; inhibit, to some extent, tumor growth; and/or relieve to some extent one or more of the symptoms associated with the disorder, shrinking the size of the tumor, decreasing symptoms resulting from the disease, increasing the quality of life of those suffering from the disease, decreasing the dose of other medications required to treat the disease, delaying the progression of the disease, and/or prolonging survival of patients.

[0066] The term “therapeutically effective amount” refers to an amount of the drug that may reduce the number of cancer cells; reduce the tumor size; inhibit (i.e., slow to some extent and preferably stop) cancer cell infiltration into peripheral organs; inhibit (i.e., slow to some extent and preferably stop) tumor metastasis; inhibit, to some extent, tumor growth; and/or relieve to some extent one or more of the symptoms associated with the disorder. To the extent the drug may prevent growth and/or kill existing cancer cells, it may be cytostatic and/or cytotoxic. For cancer therapy, efficacy in vivo can, for example, be measured by assessing the duration of survival, time to disease progression (TTP), the response rates (RR), duration of response, and/or quality of life.

[0067] The terms “overexpress”, “overexpression”, “overexpressed”, “up-regulate”, or “up-regulated” interchangeably refer to a biomarker that is transcribed or translated at a detectably greater level, usually in a cancer cell, in comparison to a non-cancer cell or cancer cell that is not associated with the worst or poorest prognosis. The term includes overexpression due to transcription, post transcriptional processing, translation, post-translational processing, cellular localization, and/or RNA and protein stability, as compared to a non-cancer cell or cancer cell that is not associated with the worst or poorest prognosis. Overexpression can be detected using conventional techniques for detecting mRNA (i.e., RT-PCR, PCR, hybridization) or proteins (i.e., ELISA, immunohistochemical techniques, mass spectroscopy). Overexpression can be 10%, 20%, 30%, 40%, 50%, 60%, 70%, 80%, 90% or more in comparison to a normal cell or cancer cell that is not associated with the worst or poorest prognosis. In certain instances, overexpression is 1-fold, 2-fold, 3-fold,

4-fold 5, 6, 7, 8, 9, 10, or 15-fold or more higher levels of transcription or translation in comparison to a non-cancer cell or cancer cell that is not associated with the worst or poorest prognosis.

[0068] “Biological sample” includes sections of tissues such as biopsy and autopsy samples, and frozen sections taken for histologic purposes. Such samples include breast cancer tissues, cultured cells, e.g., primary cultures, explants, and transformed cells. A biological sample is typically obtained from a mammal, such as a primate, e.g., human.

[0069] A “biopsy” refers to the process of removing a tissue sample for diagnostic or prognostic evaluation, and to the tissue specimen itself. Any biopsy technique known in the art can be applied to the diagnostic and prognostic methods of the present invention. The biopsy technique applied will depend on the tissue type to be evaluated (e.g., breast), the size and type of the tumor, among other factors. Representative biopsy techniques include, but are not limited to, excisional biopsy, incisional biopsy, needle biopsy, and surgical biopsy. An “excisional biopsy” refers to the removal of an entire tumor mass with a small margin of normal tissue surrounding it. An “incisional biopsy” refers to the removal of a wedge of tissue that includes a cross-sectional diameter of the tumor. A diagnosis or prognosis made by endoscopy or fluoroscopy can require a “core-needle biopsy”, or a “fine-needle aspiration biopsy” which generally obtains a suspension of cells from within a target tissue. Biopsy techniques are discussed, for example, in Harrison’s Principles of Internal Medicine, 2005. Obtaining a biopsy includes both direct and indirect methods, including obtaining the biopsy from the patient or obtaining the biopsy sample after it is removed from the patient.

[0070] The use of the word “a” or “an” when used in conjunction with the term “comprising” in the claims and/or the specification may mean “one,” but it is also consistent with the meaning of “one or more,” “at least one,” and “one or more than one.”

[0071] Throughout this application, the term “about” is used to indicate that a value includes the standard deviation of error for the device or method being employed to determine the value.

[0072] The use of the term “or” in the claims is used to mean “and/or” unless explicitly indicated to refer to alternatives only or the alternatives are mutually exclusive, although the disclosure supports a definition that refers to only alternatives and “and/or.” It is also contemplated that anything listed using the term “or” may also be specifically excluded.

[0073] As used in this specification and claim(s), the words “comprising” (and any form of comprising, such as “comprise” and “comprises”), “having” (and any form of having, such as “have” and “has”), “including” (and any form of including, such as “includes” and “include”) or “containing” (and any form of containing, such as “contains” and “contain”) are inclusive or open-ended and do not exclude additional, unrecited elements or method steps.

[0074] Other objects, features and advantages of the present invention will become apparent from the following detailed description. It should be understood, however, that the detailed description and the specific examples, while indicating specific embodiments of the invention, are given by way of illustration only, since various changes and modifications within the spirit and scope of the invention will become apparent to those skilled in the art from this detailed description.

DESCRIPTION OF THE DRAWINGS

[0075] The following drawings form part of the present specification and are included to further demonstrate certain aspects of the present invention. The invention may be better understood by reference to one or more of these drawings in combination with the detailed description of specific embodiments presented herein.

[0076] FIG. 1. Primary human breast ductal epithelium, DCIS (60%) in invasive human cancers (~30-40%) exhibit significant glucocorticoid receptor expression.

[0077] FIG. 2. Unsupervised cluster analysis identifies GR target gene signature (Sig+) vs Sig- tumors (n=68 genes). A GR-regulated gene expression set from MCF10A-Myc (ER-/GR+) cells treated +/-Dex from 30 m-24 h was used to perform a two dimensional unsupervised clustering analysis on the NKI-295 early breast cancer gene expression data set (n=2034 starting genes). GR-regulated genes (n=68) that separate these tumors into two groups (GRsig+=Red and GRsig-=Green) are shown in rows while each column represents a patient. Several EMT genes (e.g. Snail) and known anti-apoptotic genes are included.

[0078] FIG. 3. NR3C1 expression correlates with GR signature gene expression. The GRsig+ vs. GRsig- tumor designations correlate with higher NR3C1 vs. lower expression, respectively. For ESR1+ tumors (orange) the P<0.00001 and for ESR1- tumors (green) p=0.7 (t test). Error bars are +/-SD.

[0079] FIG. 4. RFS of GR gene expression signature. The GR signature predicts a differential prognosis for ESR1+ patients and ESR1- pts with respect to GR-signature expression. ESR1-/GR+ signature patients have the worst prognosis.

[0080] FIG. 5. Meta-analysis of NR3C1 expression and RFS.

[0081] FIG. 6. Common genes differentially expressed in ESR1- and NR3C1+/- tumors, ChIP-seq and gene expression in Dex-treated MCF10A-Myc cells.

[0082] FIG. 7A-F. Schematic of glucocorticoid receptor (GR) isoforms.

[0083] FIG. 8. Administration of mifepristone increases MDA-MB-231 tumor susceptibility to paclitaxel treatment in vivo.

[0084] FIG. 9. Mifepristone pretreatment increases tamoxifen-resistant MCF-7 (T-R-MCF-7), but not parental MCF-7 cell susceptibility to paclitaxel in vitro.

DETAILED DESCRIPTION OF THE INVENTION

[0085] Glucocorticoid receptor (GR) activation initiates a potent cell survival signal in ER- breast cancer models. However, GR activity has not been previously examined in primary human breast cancers. Because anti-apoptotic signaling is believed to be an important determinant of breast cancer viability and relapse, the inventors contemplate that early stage primary human breast cancer demonstrates a correlation between high GR (NR3C1) and GR- mediated gene expression and cancer recurrence.

[0086] The Dutch NKI 295 data set was examined and the inventors determined that a gene expression signature of 68 GR-regulated genes (based on in vitro data) could cluster patients into different groups with differential outcome. In addition, it was found that GR-mediated gene expression correlated with NR3C1 expression levels. The inventors examined NR3C1 tumor expression in a much larger meta-

dataset and again found that ER-/GR (NR3C1)+ patients did the worst. Moreover, key cell survival genes identified as GR gene targets from ChIP-seq experiments were differentially expressed.

I. Hormone Receptor Status of Breast Cancer

[0087] Intracellular receptors (IRs) form a class of structurally-related genetic regulators scientists have named "ligand dependent transcription factors" (R. M. Evans, Science, 240:889, 1988). Steroid receptors are a recognized subset of the IRs, including androgen receptor (AR), progesterone receptor (PR), estrogen receptor (ER), glucocorticoid receptor (GR), and mineralocorticoid receptor (MR). Regulation of a gene by such factors requires both the IR itself and a corresponding ligand, which has the ability to selectively bind to the IR in a way that affects gene transcription.

[0088] Naturally occurring as well as synthetic steroidal glucocorticoids (e.g., cortisol, cortisone, prednisolone, dexamethasone) have been widely used for over fifty years for the treatment of acute and chronic inflammatory and immune disorders. In particular, glucocorticoids have been prescribed for the treatment of rheumatoid arthritis, osteoarthritis, rheumatic fever, asthma, allergic rhinitis, systemic lupus erythematosus, chronic obstructive pulmonary disease, Crohn's disease, inflammatory bowel disease, and ulcerative colitis. However, the use of glucocorticoids is often associated with severe and sometimes irreversible side effects such as bone loss/osteoporosis, hyperglycemia, diabetes mellitus, hypertension, glaucoma, muscle atrophy, Cushing's syndrome, and psychosis.

[0089] Glucocorticoids exert their pharmacological effects by regulating gene transcription after the formation of a complex with the glucocorticoid receptor (GR). GR-glucocorticoid complex affects gene transcription by translocating to the nucleus after binding of the glucocorticoid where it acts as a dimer in binding to DNA glucocorticoid hormone response elements (GREs) in the promoter regions of particular genes. The GR-glucocorticoid/GRE complex then, in turn, activates (transactivation) or inhibits transcription of proximally located genes. Conversely, the GR-glucocorticoid complex may negatively regulate gene transcription by a process that does not involve binding to DNA. In this process, termed transrepression, following binding of the glucocorticoid, the complexed GR enters the nucleus where it acts as a monomer to directly interact (via protein-protein interaction) with other transcription factors, repressing their ability to induce gene transcription and thus protein expression.

[0090] Estrogen, mediated through the estrogen receptor (ER), plays a major role in regulating the growth and differentiation of normal breast epithelium (Pike et al. Epidemiologic Reviews (1993) 15(1):17-35; Henderson et al. Cancer Res. (1988) 48:246-253). It stimulates cell proliferation and regulates the expression of other genes, including the progesterone receptor (PgR). PgR then mediates the mitogenic effect of progesterone, further stimulating proliferation (Pike et al., 1993; Henderson et al., 1988). The molecular differences between estrogen receptor ("ER") negative and ER positive tumors are significant in light of clinical observations which indicate that the nature and biological behavior of ER positive and ER negative tumors are distinct even in the absence of hormonal therapy. For example, ER negative cancers tend to recur sooner and show a different rate of recurrence in distant organ sites compared to ER positive tumors. Clinical observations and molecular profiling data suggest

that tumors not expressing both ER and PgR represent a different clinical entity in terms of chemotherapy responsiveness. (Colleoni et al., *Annals of Oncology* 11(8):1057 (2000)). Thus, ER negative and ER positive breast cancers are two distinct disease entities rather than phenotypic variations of the same disease.

[0091] Relatively increased expression of these genes in primary ER-negative human breast tumors is associated with high GR expression and with an earlier relapse in ER-negative breast cancer patients (described herein). Activation of the glucocorticoid receptor (GR) in epithelial cells has been shown to initiate an anti-apoptotic (i.e., cell survival) signaling pathway that prevents breast (Wu et al, 2004) and ovarian cancer (Melhem et al, 2009) cell death in vitro and in vivo (Pang et al, 2006). Blocking or antagonizing GR activation with a GR antagonist such as mifepristone reverses cell survival signaling pathways initiated by the GR (Moran et al., 2000). Other GR antagonists (e.g., dexamethasone oxet-anone) also reverse GR-mediated cell survival and potentiate apoptosis in response to cell stressors such as growth factor withdrawal (Mikosz et al, 2001). The mechanism(s) whereby GR activation protects from cell death includes the transcriptional upregulation of genes encoding anti-apoptotic proteins such as SGK1, MKP1, MCL1, and BIRC3. However, experiments with a glucocorticoid receptor antagonist, RU486, in conjunction with dexamethasone did not increase the number of apoptotic cells induced by paclitaxel, compared to paclitaxel alone (Wu et al., 2004).

II. Biomarkers and Evaluating Levels of Biomarkers

[0092] Biomarkers for prognosing human breast cancer patients have been identified. They include estrogen receptor (ER) in combination with the activity of the glucocorticoid receptor (GR) activity. It is contemplated that these biomarkers may be evaluated based on their gene products. In some embodiments, the gene product is the RNA transcript. In other embodiments, the gene product is the protein expressed by the RNA transcript. In still another embodiment is the evaluation of surrogate genes or gene targets of ER, GR, or ER and GR.

[0093] In certain aspects a meta-analysis of expression or activity can be performed. In statistics, a meta-analysis combines the results of several studies that address a set of related research hypotheses. This is normally done by identification of a common measure of effect size, which is modeled using a form of meta-regression. Generally, three types of models can be distinguished in the literature on meta-analysis: simple regression, fixed effects meta-regression and random effects meta-regression. Resulting overall averages when controlling for study characteristics can be considered meta-effect sizes, which are more powerful estimates of the true effect size than those derived in a single study under a given single set of assumptions and conditions. A meta-gene expression value, in this context, is to be understood as being the median of the normalized expression of a marker gene or activity. Normalization of the expression of a marker gene is preferably achieved by dividing the expression level of the individual marker gene to be normalized by the respective individual median expression of this marker genes, wherein said median expression is preferably calculated from multiple measurements of the respective gene in a sufficiently large cohort of test individuals. The test cohort preferably comprises at least 3, 10, 100, 200, 1000 individuals or more including all values and ranges thereof. Dataset-specific bias can be removed or

minimized allowing multiple datasets to be combined for meta-analyses (See Sims et al. *BMC Medical Genomics* (1:42), 1-14, 2008, which is incorporated herein by reference in its entirety).

[0094] The calculation of a meta-gene expression value is performed by: (i) determining the gene expression value of at least two, preferably more genes (ii) "normalizing" the gene expression value of each individual gene by dividing the expression value with a coefficient which is approximately the median expression value of the respective gene in a representative breast cancer cohort (iii) calculating the median of the group of normalized gene expression values.

[0095] A gene shall be understood to be specifically expressed in a certain cell type if the expression level of said gene in said cell type is at least 2-fold, 5-fold, 10-fold, 100-fold, 1000-fold, or 10000-fold higher than in a reference cell type, or in a mixture of reference cell types. Reference cell types include non-cancerous breast tissue cells or a heterogeneous population of breast cancers.

[0096] In certain algorithms a suitable threshold level is first determined for a marker gene. The suitable threshold level can be determined from measurements of the marker gene expression in multiple individuals from a test cohort. The median expression of the marker gene in said multiple expression measurements is taken as the suitable threshold value.

[0097] Comparison of multiple marker genes with a threshold level can be performed as follows:

[0098] 1. The individual marker genes are compared to their respective threshold levels.

[0099] 2. The number of marker genes, the expression level of which is above their respective threshold level, is determined.

[0100] 3. If a marker genes is expressed above its respective threshold level, then the expression level of the marker gene is taken to be "above the threshold level".

[0101] "A sufficiently large number", in this context, means preferably 30%, 50%, 80%, 90%, or 95% of the marker genes used.

[0102] In certain aspects, the determination of expression levels is on a gene chip, such as an Affymetrix™ gene chip.

[0103] In another aspect, the determination of expression levels is done by kinetic real time PCR.

[0104] In certain aspects, the methods can relate to a system for performing such methods, the system comprising (a) apparatus or device for storing data on the ER or nodal status of the patient; (b) apparatus or device for determining the expression level of at least one marker gene or activity; (c) apparatus or device for comparing the expression level of the first marker gene or activity with a predetermined first threshold value; (d) apparatus or device for determining the expression level of at least one second marker gene or activity; and (e) computing apparatus or device programmed to provide an unfavorable or poor prognosis if the data indicates a negative ER status and an increased or decreased expression level of said first marker gene or activity (e.g., GR expression or activity) with the predetermined first threshold value and, alternatively, the expression level of said second marker gene is above or below a predetermined second threshold level.

[0105] The person skilled in the art readily appreciates that an unfavorable or poor prognosis can be given if the expression level of the first marker gene with the predetermined first threshold value indicates a tumor that is likely to recur or not respond well to standard therapies.

[0106] The expression patterns can also be compared by using one or more ratios between the expression levels of different breast cancer biomarkers. Other suitable measures or indicators can also be employed for assessing the relationship or difference between different expression patterns.

[0107] The GR nucleic acid and protein sequences are provided in GenBank accession number AY436590. The ER nucleic acid and protein sequences are provided in GenBank accession number NG_008493. The content of all of these GenBank Accession numbers is specifically incorporated herein by reference as of the filing date of this application.

[0108] The following biomarkers are provided for implementation with embodiments discussed herein. All of them designate nucleic acid sequences for the particular gene identifier. Nucleic acid sequences related to these gene designation can be found in the Genbank sequence databases. Additional biomarkers include the MCL1, SAP30, DUSP1, SGK1, SMARCA2, PTGDS, TNFRSF9, SFN, LAPTMS5, GPSM2, SORT1, DPT, NRP1, ACSL5, BIRC3, NNMT, IGFBP6, PLXNC1, SLC46A3, C14orf139, PIAS1, IDH2, SERPINF1, ERBB2, PECAM1, LBH, ST3GAL5, IL1R1, BIN1, WIPF1, TFPI, FN1, FAM134A, NRIP1, RAC2, SPP1, PHF15, BTN3A2, SESN1, MAP3K5, DPYSL2, SEMA4D, STOM, and MAOA genes.

[0109] One or more of the biomarkers can be used to prognose a human patient with breast cancer. The expression pattern of these biomarkers in breast cancer cells may be used to evaluate a patient to determine whether they are likely to respond to standard chemotherapy, likely not to respond to standard chemotherapy, or likely to relapse after standard chemotherapy.

[0110] The expression levels of breast cancer biomarkers can be compared to reference expression levels using various methods. These reference levels can be determined using expression levels of a reference based on all breast cancer patients or all breast cancer patients determined to be ER+ and/or ER-. Alternatively, it can be based on an internal reference such as a gene that is expressed in all cells. In some embodiments, the reference is a gene expressed in breast cancer cells at a higher level than any biomarker. Any comparison can be performed using the fold change or the absolute difference between the expression levels to be compared. One or more breast cancer biomarkers can be used in the comparison. It is contemplated that 1, 2, 3, 4, 5, 6, 7, 8, and/or 9 biomarkers may be compared to each other and/or to a reference that is internal or external. A person of ordinary skill in the art would know how to do such comparisons.

[0111] Comparisons or results from comparisons may reveal or be expressed as x-fold increase or decrease in expression relative to a standard or relative to another biomarker or relative to the same biomarker but in a different class of prognosis. In some embodiments, patients with a poor prognosis have a relatively high level of expression (overexpression) or relatively low level of expression (underexpression) when compared to patients with a better or favorable prognosis, or vice versa.

[0112] Fold increases or decreases may be, be at least, or be at most 1-, 2-, 3-, 4-, 5-, 6-, 7-, 8-, 9-, 10-, 11-, 12-, 13-, 14-, 15-, 16-, 17-, 18-, 19-, 20-, 25-, 30-, 35-, 40-, 45-, 50-, 55-, 60-, 65-, 70-, 75-, 80-, 85-, 90-, 95-, 100- or more, or any range derivable therein. Alternatively, differences in expression may be expressed as a percent decrease or increase, such as at least or at most 20, 25, 30, 35, 40, 45, 50, 55, 60, 65, 70, 75, 80, 85, 90, 95, 100, 110, 120, 130, 140, 150, 160, 170, 180,

190, 200, 300, 400, 500, 600, 700, 800, 900, 1000% difference, or any range derivable therein.

[0113] Other ways to express relative expression levels are by normalized or relative numbers such as 0.001, 0.002, 0.003, 0.004, 0.005, 0.006, 0.007, 0.008, 0.009, 0.01, 0.02, 0.03, 0.04, 0.05, 0.06, 0.07, 0.08, 0.09, 0.1, 0.2, 0.3, 0.4, 0.5, 0.6, 0.7, 0.8, 0.9, 1.0, 1.1, 1.2, 1.3, 1.4, 1.5, 1.6, 1.7, 1.8, 1.9, 2.0, 2.1, 2.2, 2.3, 2.4, 2.5, 2.6, 2.7, 2.8, 2.9, 3.0, 3.1, 3.2, 3.3, 3.4, 3.5, 3.6, 3.7, 3.8, 3.9, 4.0, 4.1, 4.2, 4.3, 4.4, 4.5, 4.6, 4.7, 4.8, 4.9, 5.0, 5.1, 5.2, 5.3, 5.4, 5.5, 5.6, 5.7, 5.8, 5.9, 6.0, 6.1, 6.2, 6.3, 6.4, 6.5, 6.6, 6.7, 6.8, 6.9, 7.0, 7.1, 7.2, 7.3, 7.4, 7.5, 7.6, 7.7, 7.8, 8.0, 8.1, 8.2, 8.3, 8.4, 8.5, 8.6, 8.7, 8.8, 8.9, 9.0, 9.1, 9.2, 9.3, 9.4, 9.5, 9.6, 9.7, 9.8, 9.9, 10.0, or any range derivable therein.

[0114] Algorithms, such as the weighted voting programs, can be used to facilitate the evaluation of biomarker levels. In addition, other clinical evidence can be combined with the biomarker-based test to reduce the risk of false evaluations. Other cytogenetic evaluations may be considered in some embodiments of the invention.

[0115] Any biological sample from the patient that contains breast cancer cells may be used to evaluate the expression pattern of any biomarker discussed herein. In some embodiments, a biological sample from a breast tumor is used. Evaluation of the sample may involve, though it need not involve, panning (enriching) for cancer cells or isolating the cancer cells.

[0116] A. Nucleic Acids

[0117] Screening methods based on differentially expressed gene products are well known in the art. In accordance with one aspect of the present invention, the differential expression patterns of breast cancer biomarkers can be determined by measuring the levels of RNA transcripts of these genes, or genes whose expression is modulated by the these genes, in the patient's breast cancer cells. Suitable methods for this purpose include, but are not limited to, RT-PCR, Northern Blot, in situ hybridization, Southern Blot, slot-blotting, nuclease protection assay and oligonucleotide arrays.

[0118] In certain aspects, RNA isolated from breast cancer cells can be amplified to cDNA or cRNA before detection and/or quantitation. The isolated RNA can be either total RNA or mRNA. The RNA amplification can be specific or non-specific. Suitable amplification methods include, but are not limited to, reverse transcriptase PCR, isothermal amplification, ligase chain reaction, and Qbeta replicase. The amplified nucleic acid products can be detected and/or quantitated through hybridization to labeled probes. In some embodiments, detection may involve fluorescence resonance energy transfer (FRET) or some other kind of quantum dots.

[0119] Amplification primers or hybridization probes for a breast cancer biomarker can be prepared from the gene sequence or obtained through commercial sources, such as Affymatrix. In certain embodiments the gene sequence is identical or complementary to at least 8 contiguous nucleotides of the coding sequence.

[0120] Sequences suitable for making probes/primers for the detection of their corresponding breast cancer biomarkers include those that are identical or complementary to all or part of genes or SEQ ID NOs described herein. These sequences are all nucleic acid sequences of breast cancer biomarkers.

[0121] The use of a probe or primer of between 13 and 100 nucleotides, preferably between 17 and 100 nucleotides in length, or in some aspects of the invention up to 1-2 kilobases or more in length, allows the formation of a duplex molecule

that is both stable and selective. Molecules having complementary sequences over contiguous stretches greater than 20 bases in length are generally preferred, to increase stability and/or selectivity of the hybrid molecules obtained. One will generally prefer to design nucleic acid molecules for hybridization having one or more complementary sequences of 20 to 30 nucleotides, or even longer where desired. Such fragments may be readily prepared, for example, by directly synthesizing the fragment by chemical means or by introducing selected sequences into recombinant vectors for recombinant production.

[0122] In one embodiment, each probe/primer comprises at least 15 nucleotides. For instance, each probe can comprise at least or at most 20, 25, 50, 75, 100, 125, 150, 175, 200, 225, 250, 275, 300, 325, 350, 400 or more nucleotides (or any range derivable therein). They may have these lengths and have a sequence that is identical or complementary to a gene or SEQ ID NO described herein. Preferably, each probe/primer has relatively high sequence complexity and does not have any ambiguous residue (undetermined "n" residues). The probes/primers preferably can hybridize to the target gene, including its RNA transcripts, under stringent or highly stringent conditions. In some embodiments, because each of the biomarkers has more than one human sequence, it is contemplated that probes and primers may be designed for use with each on of these sequences. For example, inosine is a nucleotide frequently used in probes or primers to hybridize to more than one sequence. It is contemplated that probes or primers may have inosine or other design implementations that accommodate recognition of more than one human sequence for a particular biomarker.

[0123] For applications requiring high selectivity, one will typically desire to employ relatively high stringency conditions to form the hybrids. For example, relatively low salt and/or high temperature conditions, such as provided by about 0.02 M to about 0.10 M NaCl at temperatures of about 50° C. to about 70° C. Such high stringency conditions tolerate little, if any, mismatch between the probe or primers and the template or target strand and would be particularly suitable for isolating specific genes or for detecting specific mRNA transcripts. It is generally appreciated that conditions can be rendered more stringent by the addition of increasing amounts of formamide.

[0124] In another embodiment, the probes/primers for a gene are selected from regions which significantly diverge from the sequences of other genes. Such regions can be determined by checking the probe/primer sequences against a human genome sequence database, such as the Entrez database at the NCBI. One algorithm suitable for this purpose is the BLAST algorithm. This algorithm involves first identifying high scoring sequence pairs (HSPs) by identifying short words of length *W* in the query sequence, which either match or satisfy some positive-valued threshold score *T* when aligned with a word of the same length in a database sequence. *T* is referred to as the neighborhood word score threshold. These initial neighborhood word hits act as seeds for initiating searches to find longer HSPs containing them. The word hits are then extended in both directions along each sequence to increase the cumulative alignment score. Cumulative scores are calculated using, for nucleotide sequences, the parameters *M* (reward score for a pair of matching residues; always >0) and *N* (penalty score for mismatching residues; always <0). The BLAST algorithm parameters *W*, *T*, and *X* determine the sensitivity and speed of the alignment.

These parameters can be adjusted for different purposes, as appreciated by one of ordinary skill in the art.

[0125] In one embodiment, quantitative RT-PCR (such as TaqMan, ABI) is used for detecting and comparing the levels of RNA transcripts in breast cancer samples. Quantitative RT-PCR involves reverse transcription (RT) of RNA to cDNA followed by relative quantitative PCR (RT-PCR). The concentration of the target DNA in the linear portion of the PCR process is proportional to the starting concentration of the target before the PCR was begun. By determining the concentration of the PCR products of the target DNA in PCR reactions that have completed the same number of cycles and are in their linear ranges, it is possible to determine the relative concentrations of the specific target sequence in the original DNA mixture. If the DNA mixtures are cDNAs synthesized from RNAs isolated from different tissues or cells, the relative abundances of the specific mRNA from which the target sequence was derived may be determined for the respective tissues or cells. This direct proportionality between the concentration of the PCR products and the relative mRNA abundances is true in the linear range portion of the PCR reaction. The final concentration of the target DNA in the plateau portion of the curve is determined by the availability of reagents in the reaction mix and is independent of the original concentration of target DNA. Therefore, the sampling and quantifying of the amplified PCR products preferably are carried out when the PCR reactions are in the linear portion of their curves. In addition, relative concentrations of the amplifiable cDNAs preferably are normalized to some independent standard, which may be based on either internally existing RNA species or externally introduced RNA species. The abundance of a particular mRNA species may also be determined relative to the average abundance of all mRNA species in the sample.

[0126] In one embodiment, the PCR amplification utilizes one or more internal PCR standards. The internal standard may be an abundant housekeeping gene in the cell or it can specifically be GAPDH, GUSB and β -2 microglobulin. These standards may be used to normalize expression levels so that the expression levels of different gene products can be compared directly. A person of ordinary skill in the art would know how to use an internal standard to normalize expression levels.

[0127] A problem inherent in clinical samples is that they are of variable quantity and/or quality. This problem can be overcome if the RT-PCR is performed as a relative quantitative RT-PCR with an internal standard in which the internal standard is an amplifiable cDNA fragment that is similar or larger than the target cDNA fragment and in which the abundance of the mRNA encoding the internal standard is roughly 5-100 fold higher than the mRNA encoding the target. This assay measures relative abundance, not absolute abundance of the respective mRNA species.

[0128] In another embodiment, the relative quantitative RT-PCR uses an external standard protocol. Under this protocol, the PCR products are sampled in the linear portion of their amplification curves. The number of PCR cycles that are optimal for sampling can be empirically determined for each target cDNA fragment. In addition, the reverse transcriptase products of each RNA population isolated from the various samples can be normalized for equal concentrations of amplifiable cDNAs.

[0129] Nucleic acid arrays can also be used to detect and compare the differential expression patterns of breast cancer

biomarkers in breast cancer cells. The probes suitable for detecting the corresponding breast cancer biomarkers can be stably attached to known discrete regions on a solid substrate. As used herein, a probe is "stably attached" to a discrete region if the probe maintains its position relative to the discrete region during the hybridization and the subsequent washes. Construction of nucleic acid arrays is well known in the art. Suitable substrates for making polynucleotide arrays include, but are not limited to, membranes, films, plastics and quartz wafers.

[0130] A nucleic acid array of the present invention can comprise at least 1, 2, 3, 4, 5, 6, 7, 8, 9, 10, 15, 20, 25, 30, 35, 40, 45, 50, 60, 70, 80, 90, 100, 150, 200, 250 or more different polynucleotide probes, which may hybridize to different and/or the same biomarkers. Multiple probes for the same gene can be used on a single nucleic acid array. Probes for other disease genes can also be included in the nucleic acid array. The probe density on the array can be in any range. In some embodiments, the density may be 50, 100, 200, 300, 400, 500 or more probes/cm².

[0131] Specifically contemplated by the present inventors are chip-based nucleic acid technologies such as those described by Hacia et al. (1996) and Shoemaker et al. (1996). Briefly, these techniques involve quantitative methods for analyzing large numbers of genes rapidly and accurately. By tagging genes with oligonucleotides or using fixed probe arrays, one can employ chip technology to segregate target molecules as high density arrays and screen these molecules on the basis of hybridization (see also, Pease et al., 1994; and Fodor et al, 1991). It is contemplated that this technology may be used in conjunction with evaluating the expression level of one or more breast cancer biomarkers with respect to diagnostic, prognostic, and treatment methods of the invention.

[0132] The present invention may involve the use of arrays or data generated from an array. Data may be readily available. Moreover, an array may be prepared in order to generate data that may then be used in correlation studies.

[0133] An array generally refers to ordered macroarrays or microarrays of nucleic acid molecules (probes) that are fully or nearly complementary or identical to a plurality of mRNA molecules or cDNA molecules and that are positioned on a support material in a spatially separated organization. Macroarrays are typically sheets of nitrocellulose or nylon upon which probes have been spotted. Microarrays position the nucleic acid probes more densely such that up to 10,000 nucleic acid molecules can be fit into a region typically 1 to 4 square centimeters. Microarrays can be fabricated by spotting nucleic acid molecules, e.g., genes, oligonucleotides, etc., onto substrates or fabricating oligonucleotide sequences in situ on a substrate. Spotted or fabricated nucleic acid molecules can be applied in a high density matrix pattern of up to about 30 non-identical nucleic acid molecules per square centimeter or higher, e.g. up to about 100 or even 1000 per square centimeter. Microarrays typically use coated glass as the solid support, in contrast to the nitrocellulose-based material of filter arrays. By having an ordered array of complementing nucleic acid samples, the position of each sample can be tracked and linked to the original sample. A variety of different array devices in which a plurality of distinct nucleic acid probes are stably associated with the surface of a solid support are known to those of skill in the art. Useful substrates for arrays include nylon, glass and silicon. Such arrays may vary in a number of different ways, including average probe length, sequence or types of probes, nature of bond between

the probe and the array surface, e.g. covalent or non-covalent, and the like. The labeling and screening methods of the present invention and the arrays are not limited in its utility with respect to any parameter except that the probes detect expression levels; consequently, methods and compositions may be used with a variety of different types of genes.

[0134] Representative methods and apparatus for preparing a microarray have been described, for example, in U.S. Pat. Nos. 5,143,854; 5,202,231; 5,242,974; 5,288,644; 5,324,633; 5,384,261; 5,405,783; 5,412,087; 5,424,186; 5,429,807; 5,432,049; 5,436,327; 5,445,934; 5,468,613; 5,470,710; 5,472,672; 5,492,806; 5,525,464; 5,503,980; 5,510,270; 5,525,464; 5,527,681; 5,529,756; 5,532,128; 5,545,531; 5,547,839; 5,554,501; 5,556,752; 5,561,071; 5,571,639; 5,580,726; 5,580,732; 5,593,839; 5,599,695; 5,599,672; 5,610,287; 5,624,711; 5,631,134; 5,639,603; 5,654,413; 5,658,734; 5,661,028; 5,665,547; 5,667,972; 5,695,940; 5,700,637; 5,744,305; 5,800,992; 5,807,522; 5,830,645; 5,837,196; 5,871,928; 5,847,219; 5,876,932; 5,919,626; 6,004,755; 6,087,102; 6,368,799; 6,383,749; 6,617,112; 6,638,717; 6,720,138, as well as WO 93/17126; WO 95/11995; WO 95/21265; WO 95/21944; WO 95/35505; WO 96/31622; WO 97/10365; WO 97/27317; WO 99/35505; WO 09923256; WO 09936760; WO0138580; WO 0168255; WO 03020898; WO 03040410; WO 03053586; WO 03087297; WO 03091426; WO03100012; WO 04020085; WO 04027093; EP 373 203; EP 785 280; EP 799 897 and UK 8 803 000; the disclosures of which are all herein incorporated by reference.

[0135] It is contemplated that the arrays can be high density arrays, such that they contain 100 or more different probes. It is contemplated that they may contain 1000, 16,000, 65,000, 250,000 or 1,000,000 or more different probes. The probes can be directed to targets in one or more different organisms. The oligonucleotide probes range from 5 to 50, 5 to 45, 10 to 40, or to 40 nucleotides in length in some embodiments. In certain embodiments, the oligonucleotide probes are 20 to 25 nucleotides in length.

[0136] The location and sequence of each different probe sequence in the array are generally known. Moreover, the large number of different probes can occupy a relatively small area providing a high density array having a probe density of generally greater than about 60, 100, 600, 1000, 5,000, 10,000, 40,000, 100,000, or 400,000 different oligonucleotide probes per cm². The surface area of the array can be about or less than about 1, 1.6, 2, 3, 4, 5, 6, 7, 8, 9, or 10 cm².

[0137] Moreover, a person of ordinary skill in the art could readily analyze data generated using an array. Such protocols include information found in WO 9743450; WO 03023058; WO 03022421; WO 03029485; WO 03067217; WO 03066906; WO 03076928; WO 03093810; WO 03100448A1, all of which are specifically incorporated by reference.

[0138] In one embodiment, nuclease protection assays are used to quantify RNAs derived from the breast cancer samples. There are many different versions of nuclease protection assays known to those practiced in the art. The common characteristic that these nuclease protection assays have is that they involve hybridization of an antisense nucleic acid with the RNA to be quantified. The resulting hybrid double-stranded molecule is then digested with a nuclease that digests single-stranded nucleic acids more efficiently than double-stranded molecules. The amount of antisense nucleic acid that survives digestion is a measure of the amount of the

target RNA species to be quantified. An example of a nuclease protection assay that is commercially available is the RNase protection assay manufactured by Ambion, Inc. (Austin, Tex.).

[0139] B. Proteins and Polypeptides

[0140] In other embodiments, the differential expression patterns of breast cancer biomarkers can be determined by measuring the levels of polypeptides encoded by these genes in breast cancer cells. Methods suitable for this purpose include, but are not limited to, immunoassays such as ELISA, RIA, FACS, dot blot, Western Blot, immunohistochemistry, and antibody-based radioimaging. Protocols for carrying out these immunoassays are well known in the art. Other methods such as 2-dimensional SDS-polyacrylamide gel electrophoresis can also be used. These procedures may be used to recognize any of the polypeptides encoded by the breast cancer biomarker genes described herein.

[0141] One example of a method suitable for detecting the levels of target proteins in peripheral blood samples is ELISA. In an exemplifying ELISA, antibodies capable of binding to the target proteins encoded by one or more breast cancer biomarker genes are immobilized onto a selected surface exhibiting protein affinity, such as wells in a polystyrene or polyvinylchloride microtiter plate. Then, breast cancer cell samples to be tested are added to the wells. After binding and washing to remove non-specifically bound immunocomplexes, the bound antigen(s) can be detected. Detection can be achieved by the addition of a second antibody which is specific for the target proteins and is linked to a detectable label. Detection may also be achieved by the addition of a second antibody, followed by the addition of a third antibody that has binding affinity for the second antibody, with the third antibody being linked to a detectable label. Before being added to the microtiter plate, cells in the peripheral blood samples can be lysed using various methods known in the art. Proper extraction procedures can be used to separate the target proteins from potentially interfering substances.

[0142] In another ELISA embodiment, the breast cancer cell samples containing the target proteins are immobilized onto the well surface and then contacted with the antibodies of the invention. After binding and washing to remove non-specifically bound immunocomplexes, the bound antigen is detected. Where the initial antibodies are linked to a detectable label, the immunocomplexes can be detected directly. The immunocomplexes can also be detected using a second antibody that has binding affinity for the first antibody, with the second antibody being linked to a detectable label.

[0143] Another typical ELISA involves the use of antibody competition in the detection. In this ELISA, the target proteins are immobilized on the well surface. The labeled antibodies are added to the well, allowed to bind to the target proteins, and detected by means of their labels. The amount of the target proteins in an unknown sample is then determined by mixing the sample with the labeled antibodies before or during incubation with coated wells. The presence of the target proteins in the unknown sample acts to reduce the amount of antibody available for binding to the well and thus reduces the ultimate signal.

[0144] Different ELISA formats can have certain features in common, such as coating, incubating or binding, washing to remove non-specifically bound species, and detecting the bound immunocomplexes. For instance, in coating a plate with either antigen or antibody, the wells of the plate can be incubated with a solution of the antigen or antibody, either

overnight or for a specified period of hours. The wells of the plate are then washed to remove incompletely adsorbed material. Any remaining available surfaces of the wells are then "coated" with a nonspecific protein that is antigenically neutral with regard to the test samples. Examples of these nonspecific proteins include bovine serum albumin (BSA), casein and solutions of milk powder. The coating allows for blocking of nonspecific adsorption sites on the immobilizing surface and thus reduces the background caused by nonspecific binding of antisera onto the surface.

[0145] In ELISAs, a secondary or tertiary detection means can also be used. After binding of a protein or antibody to the well, coating with a non-reactive material to reduce background, and washing to remove unbound material, the immobilizing surface is contacted with the control and/or clinical or biological sample to be tested under conditions effective to allow immunocomplex (antigen/antibody) formation. These conditions may include, for example, diluting the antigens and antibodies with solutions such as BSA, bovine gamma globulin (BGG) and phosphate buffered saline (PBS)/Tween and incubating the antibodies and antigens at room temperature for about 1 to 4 hours or at 49° C. overnight. Detection of the immunocomplex then requires a labeled secondary binding ligand or antibody, or a secondary binding ligand or antibody in conjunction with a labeled tertiary antibody or third binding ligand.

[0146] After all of the incubation steps in an ELISA, the contacted surface can be washed so as to remove non-complexed material. For instance, the surface may be washed with a solution such as PBS/Tween, or borate buffer. Following the formation of specific immunocomplexes between the test sample and the originally bound material, and subsequent washing, the occurrence of the amount of immunocomplexes can be determined.

[0147] To provide a detecting means, the second or third antibody can have an associated label to allow detection. In one embodiment, the label is an enzyme that generates color development upon incubating with an appropriate chromogenic substrate. Thus, for example, one may contact and incubate the first or second immunocomplex with a urease, glucose oxidase, alkaline phosphatase or hydrogen peroxidase-conjugated antibody for a period of time and under conditions that favor the development of further immunocomplex formation (e.g., incubation for 2 hours at room temperature in a PBS-containing solution such as PBS-Tween).

[0148] After incubation with the labeled antibody, and subsequent to washing to remove unbound material, the amount of label is quantified, e.g., by incubation with a chromogenic substrate such as urea and bromocresol purple or 2,2'-azido-di-(3-ethyl)-benzthiazoline-6-sulfonic acid (ABTS) and hydrogen peroxide, in the case of peroxidase as the enzyme label. Quantitation can be achieved by measuring the degree of color generation, e.g., using a spectrophotometer.

[0149] Another suitable method is RIA (radioimmunoassay). An example of RIA is based on the competition between radiolabeled-polypeptides and unlabeled polypeptides for binding to a limited quantity of antibodies. Suitable radiolabels include, but are not limited to, I¹²⁵. In one embodiment, a fixed concentration of I¹²⁵-labeled polypeptide is incubated with a series of dilution of an antibody specific to the polypeptide. When the unlabeled polypeptide is added to the system, the amount of the I¹²⁵-polypeptide that binds to the antibody is decreased. A standard curve can therefore be constructed to represent the amount of antibody-bound I¹²⁵-polypeptide as a

function of the concentration of the unlabeled polypeptide. From this standard curve, the concentration of the polypeptide in unknown samples can be determined. Various protocols for conducting RIA to measure the levels of polypeptides in breast cancer cell samples are well known in the art.

[0150] Suitable antibodies for this invention include, but are not limited to, polyclonal antibodies, monoclonal antibodies, chimeric antibodies, humanized antibodies, single chain antibodies, Fab fragments, and fragments produced by a Fab expression library.

[0151] Antibodies can be labeled with one or more detectable moieties to allow for detection of antibody-antigen complexes. The detectable moieties can include compositions detectable by spectroscopic, enzymatic, photochemical, biochemical, bioelectronic, immunochemical, electrical, optical or chemical means. The detectable moieties include, but are not limited to, radioisotopes, chemiluminescent compounds, labeled binding proteins, heavy metal atoms, spectroscopic markers such as fluorescent markers and dyes, magnetic labels, linked enzymes, mass spectrometry tags, spin labels, electron transfer donors and acceptors, and the like.

[0152] Protein array technology is discussed in detail in Pandey and Mann (2000) and MacBeath and Schreiber (2000), each of which is herein specifically incorporated by reference. These arrays typically contain thousands of different proteins or antibodies spotted onto glass slides or immobilized in tiny wells and allow one to examine the biochemical activities and binding profiles of a large number of proteins at once. To examine protein interactions with such an array, a labeled protein is incubated with each of the target proteins immobilized on the slide, and then one determines which of the many proteins the labeled molecule binds. In certain embodiments such technology can be used to quantitate a number of proteins in a sample, such as a breast cancer biomarker proteins.

[0153] The basic construction of protein chips has some similarities to DNA chips, such as the use of a glass or plastic surface dotted with an array of molecules. These molecules can be DNA or antibodies that are designed to capture proteins. Defined quantities of proteins are immobilized on each spot, while retaining some activity of the protein. With fluorescent markers or other methods of detection revealing the spots that have captured these proteins, protein microarrays are being used as powerful tools in high-throughput proteomics and drug discovery.

[0154] The earliest and best-known protein chip is the ProteinChip by Ciphergen Biosystems Inc. (Fremont, Calif.). The ProteinChip is based on the surface-enhanced laser desorption and ionization (SELDI) process. Known proteins are analyzed using functional assays that are on the chip. For example, chip surfaces can contain enzymes, receptor proteins, or antibodies that enable researchers to conduct protein-protein interaction studies, ligand binding studies, or immunoassays. With state-of-the-art ion optic and laser optic technologies, the ProteinChip system detects proteins ranging from small peptides of less than 1000 Da up to proteins of 300 kDa and calculates the mass based on time-of-flight (TOF).

[0155] The ProteinChip biomarker system is the first protein biochip-based system that enables biomarker pattern recognition analysis to be done. This system allows researchers to address important clinical questions by investigating the proteome from a range of crude clinical samples (i.e., laser capture microdissected cells, biopsies, tissue, urine, and

serum). The system also utilizes biomarker pattern software that automates pattern recognition-based statistical analysis methods to correlate protein expression patterns from clinical samples with disease phenotypes.

[0156] In other aspects, the levels of polypeptides in samples can be determined by detecting the biological activities associated with the polypeptides. If a biological function/activity of a polypeptide is known, suitable in vitro bioassays can be designed to evaluate the biological function/activity, thereby determining the amount of the polypeptide in the sample.

III. Breast Cancer Therapy

[0157] Certain embodiments are directed to methods of treating breast cancer based on GR status of the breast cancer tissue. In some embodiments, the hormone receptor status is determined based on the expression of a hormone receptor such as the estrogen receptor (ER) in combination with the glucocorticoid receptor (GR).

[0158] In certain aspects, the hormone receptor status is high for GR and may also be low for one or more other hormone receptors such as the estrogen receptor. An individual having an elevated GR and low ER is likely to have a poor prognosis. In the event of a poor prognosis the physician may pursue a more aggressive therapy for those patients. In some embodiments, the method comprises identifying a breast cancer patient based on a hormone receptor status of patients having tumor tissue with elevated levels of GR expression.

[0159] In certain aspects, there may be provided methods for treating a subject determined to have cancer and with a predetermined expression profile of one or more biomarkers disclosed herein.

[0160] In a further aspect, biomarkers and related systems that can establish a prognosis of cancer patients in this invention can be used to identify patients who may get benefit of conventional single or combined modality therapy. In the same way, the invention can identify those patients who do not get much benefit from such conventional single or combined modality therapy and can offer them alternative treatment(s).

[0161] In certain aspects of the present invention, conventional cancer therapy may be applied to a subject wherein the subject is identified or reported as having a good prognosis based on the assessment of the biomarkers as disclosed. On the other hand, at least an alternative cancer therapy may be prescribed, as used alone or in combination with conventional cancer therapy, if a poor prognosis is determined by the disclosed methods, systems, or kits.

[0162] Embodiments concern a glucocorticoid receptor antagonist. In some embodiments, the glucocorticoid receptor antagonist is a selective glucocorticoid receptor antagonist, as set forth in Clark, 2008, which is hereby incorporated by reference. In other embodiments, the glucocorticoid receptor antagonist is a non-selective glucocorticoid receptor antagonist, such as mifepristone. In certain embodiments, the glucocorticoid receptor antagonist is steroidal. In other embodiments, the glucocorticoid receptor antagonist is non-steroidal. A glucocorticoid receptor antagonist includes those in the following classes of chemical compounds: octahydrophenanthrenes, spirocyclic dihydropyridines, triphenylmethanes and diaryl ethers, chromenes, dibenzyl anilines, dihydroisoquinolines, pyrimidinediones, azadecalins, and aryl pyrazolo azadecalins, and which are described in more

detail in Clark, 2008, which is hereby incorporated by reference. Some embodiments of steroidal antagonists from Clark, 2008 are: RU-486, RU-43044, 11-monoaryl and 11,21 bisaryl steroids (including 11 β -substituted steroids), 10 β -substituted steroids, 11 β -aryl conjugates of mifepristone, and phosphorous-containing mifepristone analogs. Further embodiments of nonsteroidal antagonists from Clark, 2008 are: octahydro-phenanthrenes, spirocyclic dihydropyridines, triphenyl-methanes and diaryl ethers, chromenes, dibenzyl anilines, dihydroquinolines, pyrimidinediones, azadecalins, aryl pyrazolo azadecalins (including 8a-benzyl isoquinolones, N-substituted derivatives, bridgehead alcohol and ethers, bridgehead amines). Additional specific examples include, but are not limited to the following specific antagonists: beclometasone, betamethasone, budesonide, ciclesonide, flunisolide, fluticasone, mifepristone, mometasone, and triamcinolone. Other examples include those described and/or depicted in U.S. Patent Application Publication 2010/0135956, which is hereby incorporated by reference. Even further examples include ORG-34517 (Merck), RU-43044, dexamethasone mesylate (Dex-Mes), dexamethasone oxet-anone (Dex-Ox), deoxycorticosterone (DOC) (Peeters et al., 2008, which is hereby incorporated by reference in its entirety and Cho et al. 2005, which is hereby incorporated by reference in its entirety). In additional embodiments the glucocorticoid receptor antagonist may be CORT 0113083 or CORT 00112716, which are described in Belanoff et al. (2011), which is hereby incorporated by reference. It is specifically contemplated that one or more of the antagonists discussed herein or in the incorporated references may be excluded in embodiments of the invention. It is also contemplated that in some embodiments, more than one glucocorticoid receptor antagonist is employed, while in other embodiments, only one is employed as part of the therapeutic method (though it may be administered multiple times). It is contemplated that the second one may be administered concurrently with the first one or they may be administered at different times.

[0163] Conventional cancer therapies include one or more selected from the group of chemical or radiation based treatments and surgery. Chemotherapies include, for example, cisplatin (CDDP), carboplatin, procarbazine, mechlorethamine, cyclophosphamide, camptothecin, ifosfamide, melphalan, chlorambucil, busulfan, nitrosurea, dactinomycin, daunorubicin, doxorubicin, bleomycin, plicomycin, mitomycin, etoposide (VP16), tamoxifen, raloxifene, estrogen receptor binding agents, taxol, gemcitabine, navelbine, farnesyl-protein transferase inhibitors, transplatinum, 5-fluorouracil, vincristin, vinblastin and methotrexate, or any analog or derivative variant of the foregoing.

[0164] Suitable therapeutic agents include, for example, vinca alkaloids, agents that disrupt microtubule formation (such as colchicines and its derivatives), anti-angiogenic agents, therapeutic antibodies, EGFR targeting agents, tyrosine kinase targeting agent (such as tyrosine kinase inhibitors), serine kinase targeting agents, transitional metal complexes, proteasome inhibitors, antimetabolites (such as nucleoside analogs), alkylating agents, platinum-based agents, anthracycline antibiotics, topoisomerase inhibitors, macrolides, therapeutic antibodies, retinoids (such as all-trans retinoic acids or a derivatives thereof); geldanamycin or a derivative thereof (such as 17-AAG), and other standard chemotherapeutic agents well recognized in the art.

[0165] Certain chemotherapeutics are well known for use against breast cancer. These breast cancer chemotherapeutics

are capecitabine, carboplatin, cyclophosphamide (Cytoxan), daunorubicin, docetaxel (Taxotere), doxorubicin (Adriamycin), epirubicin (Ellence), fluorouracil (also called 5-fluorouracil or 5-FU), gemcitabine, eribulin, ixabepilone, methotrexate, mitomycin C, mitoxantrone, paclitaxel (Taxol), thiotepa, vincristine, vinorelbine.

[0166] In some embodiments, the chemotherapeutic agent is any of (and in some embodiments selected from the group consisting of) adriamycin, colchicine, cyclophosphamide, actinomycin, bleomycin, daunorubicin, doxorubicin, epirubicin, mitomycin, methotrexate, mitoxantrone, fluorouracil, carboplatin, carmustine (BCNU), methyl-CCNU, cisplatin, etoposide, interferons, camptothecin and derivatives thereof, phenesterine, taxanes and derivatives thereof (e.g., paclitaxel and derivatives thereof, taxotere and derivatives thereof, and the like), topotecan, vinblastine, vincristine, tamoxifen, piposulfan, nab-5404, nab-5800, nab-5801, Irinotecan, HKP, Ortataxel, gemcitabine, Herceptin®, vinorelbine, Doxil®, capecitabine, Gleevec®, Alimta®, Avastin®, Velcade®, Tarceva®, Neulasta®, Lapatinib, STI-571, ZD1839, Iressa® (gefitinib), SH268, genistein, CEP2563, SU6668, SU11248, EMD121974, and Sorafenib.

[0167] In some embodiments, the chemotherapeutic agent is a composition comprising nanoparticles comprising a thio-colchicine derivative and a carrier protein (such as albumin).

[0168] In further embodiments a combination of chemotherapeutic agents is administered to breast cancer cells. The chemotherapeutic agents may be administered serially (within minutes, hours, or days of each other) or in parallel; they also may be administered to the patient in a pre-mixed single composition. The composition may or may not contain a glucocorticoid receptor antagonist. Combinations of breast cancer therapeutics include, but are not limited to the following: AT (Adriamycin and Taxotere), AC \pm T (Adriamycin and Cytoxan, with or without Taxol or Taxotere), CMF (Cytoxan, methotrexate, and fluorouracil), CEF (Cytoxan, Ellence, and fluorouracil), FAC (fluorouracil, Adriamycin, and Cytoxan), CAF (Cytoxan, Adriamycin, and fluorouracil) (the FAC and CAF regimens use the same medicines but use different doses and frequencies), TAC (Taxotere, Adriamycin, and Cytoxan), and GET (Gemzar, Ellence, and Taxol). In some embodiments trastuzumab (Herceptin®) is administered to a breast cancer patient with a glucocorticoid receptor antagonist, which may be with or without a chemotherapeutic or a combination of chemotherapeutics.

[0169] Various combinations with a glucocorticoid receptor antagonist and an anticancer agent or compound (or a combination of such agents and/or compounds) may be employed, for example glucocorticoid receptor antagonist is "A" and the anticancer agent or compound (or a combination of such agents and/or compounds) given as part of an anti-cancer therapy regime, is "B":

A/B/A B/A/B B/B/A A/A/B A/B/B B/A/A A/B/B B/A/B/B
 B/B/B/A B/B/A/B A/A/B/B A/B/A/B A/B/B/A B/B/A/A
 B/A/B/A B/A/A/B A/A/A/B B/A/A/A A/B/A/A A/A/B/A

[0170] Administration of the therapeutic compounds or agents to a patient will follow general protocols for the administration of such compounds, taking into account the toxicity, if any, of the therapy. It is expected that the treatment cycles would be repeated as necessary. It also is contemplated

that various standard therapies, as well as surgical intervention, may be applied in combination with the described therapy.

[0171] The term “a serine/threonine kinase inhibitor”, as used herein, relates to a compound which inhibits serine/threonine kinases. An example of a target of a serine/threonine kinase inhibitor includes, but is not limited to, dsRNA-dependent protein kinase (PKR). Examples of indirect targets of a serine/threonine kinase inhibitor include, but are not limited to, MCP-1, NF-kappaB, eIF2alpha, COX2, RANTES, IL8, CYP2A5, IGF-1, CYP2B1, CYP2B2, CYP2H1, ALAS-1, HIF-1, erythropoietin and/or CYP1A1. An example of a serine/threonine kinase inhibitor includes, but is not limited to, Sorafenib and 2-aminopurine, also known as 1H-purin-2-amine (9CI). Sorafenib is marketed as NEXAVAR.

[0172] The term “an angiogenesis inhibitor”, as used herein, relates to a compound which targets, decreases or inhibits the production of new blood vessels. Targets of an angiogenesis inhibitor include, but are not limited to, methionine aminopeptidase-2 (MetAP-2), macrophage inflammatory protein-1 (MIP-1a), CCL5, TGF- β , lipoxxygenase, cyclooxygenase, and topoisomerase. Indirect targets of an angiogenesis inhibitor include, but are not limited to, p21, p53, CDK2 and collagen synthesis. Examples of an angiogenesis inhibitor include, but are not limited to, Fumagillin, which is known as 2,4,6,8-decatetraenedioic acid, mono[3R,4S,5S,6R]-5-methoxy-4-[(2R,3R)-2-methyl-3-(3-methyl-2-butenyl)oxy-rany]l-1-oxaspiro[2.5]oct-6-yl]ester, (2E,4E,6E,8E)-(9CI); Shikonin, which is also known as 1,4-naphthalenedione, 5,8-dihydroxy-2-[(1R)-1-hydroxy-4-methyl-3-pentenyl]-(9CI); Tranilast, which is also known as benzoic acid, 2-[[3-(3,4-dimethoxyphenyl)-1-oxo-2-propenyl]amino]-(9CI); ursolic acid; suramin; thalidomide and lenalidomide, and marketed as REVLIMID.

[0173] Radiation therapy that cause DNA damage and have been used extensively include what are commonly known as γ -rays, X-rays, and/or the directed delivery of radioisotopes to tumor cells. Other forms of DNA damaging factors are also contemplated such as microwaves and UV-irradiation. It is most likely that all of these factors effect a broad range of damage on DNA, on the precursors of DNA, on the replication and repair of DNA, and on the assembly and maintenance of chromosomes. Dosage ranges for X-rays range from daily doses of 50 to 200 roentgens for prolonged periods of time (3 to 4 wk), to single doses of 2000 to 6000 roentgens. Dosage ranges for radioisotopes vary widely, and depend on the half-life of the isotope, the strength and type of radiation emitted, and the uptake by the neoplastic cells.

[0174] The terms “contacted” and “exposed,” when applied to a cell, are used herein to describe the process by which a therapeutic construct and a chemotherapeutic or radiotherapeutic agent are delivered to a target cell or are placed in direct juxtaposition with the target cell. To achieve cell killing or stasis, both agents are delivered to a cell in a combined amount effective to kill the cell or prevent it from dividing.

[0175] Approximately 60% of persons with cancer will undergo surgery of some type, which includes preventative, diagnostic or staging, curative and palliative surgery. Curative surgery is a cancer treatment that may be used in conjunction with other therapies, such as the treatment of the present invention, chemotherapy, radiotherapy, hormonal therapy, gene therapy, immunotherapy and/or alternative therapies.

[0176] Curative surgery includes resection in which all or part of cancerous tissue is physically removed, excised, and/or destroyed. Tumor resection refers to physical removal of at least part of a tumor. In addition to tumor resection, treatment by surgery includes laser surgery, cryosurgery, electrosurgery, and microscopically controlled surgery (Mohs' surgery). It is further contemplated that the present invention may be used in conjunction with removal of superficial cancers, precancers, or incidental amounts of normal tissue.

[0177] Laser therapy is the use of high-intensity light to destroy tumor cells. Laser therapy affects the cells only in the treated area. Laser therapy may be used to destroy cancerous tissue and relieve a blockage in the esophagus when the cancer cannot be removed by surgery. The relief of a blockage can help to reduce symptoms, especially swallowing problems.

[0178] Photodynamic therapy (PDT), a type of laser therapy, involves the use of drugs that are absorbed by cancer cells; when exposed to a special light, the drugs become active and destroy the cancer cells. PDT may be used to relieve symptoms of esophageal cancer such as difficulty swallowing.

[0179] Upon excision of part of all of cancerous cells, tissue, or tumor, a cavity may be formed in the body. Treatment may be accomplished by perfusion, direct injection or local application of the area with an additional anti-cancer therapy. Such treatment may be repeated, for example, every 1, 2, 3, 4, 5, 6, or 7 days, or every 1, 2, 3, 4, and 5 weeks or every 1, 2, 3, 4, 5, 6, 7, 8, 9, 10, 11, or 12 months. These treatments may be of varying dosages as well. A patient may be administered a single compound or a combination of compounds described herein in an amount that is, is at least, or is at most 0.1, 0.2, 0.3, 0.4, 0.5, 0.6, 0.7, 0.8, 0.9, 1, 2, 3, 4, 5, 6, 7, 8, 9, 10, 11, 12, 13, 14, 15, 16, 17, 18, 19, 20, 21, 22, 23, 24, 25, 26, 27, 28, 29, 30, 31, 32, 33, 34, 35, 36, 37, 38, 39, 40, 41, 42, 43, 44, 45, 46, 47, 48, 49, 50, 51, 52, 53, 54, 55, 56, 57, 58, 59, 60, 61, 62, 63, 64, 65, 66, 67, 68, 69, 70, 71, 72, 73, 74, 75, 76, 77, 78, 79, 80, 81, 82, 83, 84, 85, 86, 87, 88, 89, 90, 91, 92, 93, 94, 95, 96, 97, 98, 99, or 100 mg/kg (or any range derivable therein). A patient may be administered a single compound or a combination of compounds described herein in an amount that is, is at least, or is at most 0.1, 0.2, 0.3, 0.4, 0.5, 0.6, 0.7, 0.8, 0.9, 1, 2, 3, 4, 5, 6, 7, 8, 9, 10, 11, 12, 13, 14, 15, 16, 17, 18, 19, 20, 21, 22, 23, 24, 25, 26, 27, 28, 29, 30, 31, 32, 33, 34, 35, 36, 37, 38, 39, 40, 41, 42, 43, 44, 45, 46, 47, 48, 49, 50, 51, 52, 53, 54, 55, 56, 57, 58, 59, 60, 61, 62, 63, 64, 65, 66, 67, 68, 69, 70, 71, 72, 73, 74, 75, 76, 77, 78, 79, 80, 81, 82, 83, 84, 85, 86, 87, 88, 89, 90, 91, 92, 93, 94, 95, 96, 97, 98, 99, 100, 110, 120, 130, 140, 150, 160, 170, 180, 190, 200, 210, 220, 230, 240, 250, 260, 270, 280, 290, 300, 310, 320, 330, 340, 350, 360, 370, 380, 390, 400, 410, 420, 430, 440, 441, 450, 460, 470, 480, 490, 500 mg/kg/day (or any range derivable therein).

[0180] Alternative cancer therapy include any cancer therapy other than surgery, chemotherapy and radiation therapy in the present invention, such as immunotherapy, gene therapy, hormonal therapy or a combination thereof. Subjects identified with poor prognosis using the present methods may not have favorable response to conventional treatment(s) alone and may be prescribed or administered one or more alternative cancer therapy per se or in combination with one or more conventional treatments.

[0181] For example, the alternative cancer therapy may be a targeted therapy. The targeted therapy may be an anti-EGFR treatment. In one embodiment of the method of the invention,

the anti-EGFR agent used is a tyrosine kinase inhibitor. Examples of suitable tyrosine kinase inhibitors are the quinazoline derivatives described in WO 96/33980, in particular gefitinib (Iressa). Other examples include quinazoline derivatives described in WO 96/30347, in particular erlotinib (Tarceva), dual EGFR/HER2 tyrosine kinase inhibitors, such as lapatinib, or pan-Erb inhibitors. In a preferred embodiment of the method or use of the invention, the anti-EGFR agent is an antibody capable of binding to EGFR, i.e. an anti-EGFR antibody.

[0182] In a further embodiment, the anti-EGFR antibody is an intact antibody, i.e. a full-length antibody rather than a fragment. An anti-EGFR antibody used in the method of the present invention may have any suitable affinity and/or avidity for one or more epitopes contained at least partially in EGFR. Preferably, the antibody used binds to human EGFR with an equilibrium dissociation constant (K_D) of 10^{-8} M or less, more preferably 10^{-10} M or less.

[0183] Particularly antibodies for use in the present invention include zalutumumab (Z2F8), cetuximab (Erbix), nimotuzumab (h-R3), panitumumab (ABX-EGF), and matuzumab (EMD72000), or a variant antibody of any of these, or an antibody which is able to compete with any of these, such as an antibody recognizing the same epitope as any of these. Competition may be determined by any suitable technique. In one embodiment, competition is determined by an ELISA assay. Often competition is marked by a significantly greater relative inhibition than 5% as determined by ELISA analysis.

[0184] Immunotherapeutics, generally, rely on the use of immune effector cells and molecules to target and destroy cancer cells. The immune effector may be, for example, an antibody specific for some marker on the surface of a tumor cell. The antibody alone may serve as an effector of therapy or it may recruit other cells to actually effect cell killing. The antibody also may be conjugated to a drug or toxin (chemotherapeutic, radionuclide, ricin A chain, cholera toxin, pertussis toxin, etc.) and serve merely as a targeting agent. Alternatively, the effector may be a lymphocyte carrying a surface molecule that interacts, either directly or indirectly, with a tumor cell target. Various effector cells include cytotoxic T cells and NK cells.

[0185] Gene therapy is the insertion of polynucleotides, including DNA or RNA, into an individual's cells and tissues to treat a disease. Antisense therapy is also a form of gene therapy in the present invention. A therapeutic polynucleotide may be administered before, after, or at the same time of a first cancer therapy. Delivery of a vector encoding a variety of proteins is encompassed within the invention. For example, cellular expression of the exogenous tumor suppressor oncogenes would exert their function to inhibit excessive cellular proliferation, such as p53, p16 and C-CAM.

[0186] Additional agents to be used to improve the therapeutic efficacy of treatment include immunomodulatory agents, agents that affect the upregulation of cell surface receptors and GAP junctions, cytostatic and differentiation agents, inhibitors of cell adhesion, or agents that increase the sensitivity of the hyperproliferative cells to apoptotic inducers. Immunomodulatory agents include tumor necrosis factor; interferon alpha, beta, and gamma; IL-2 and other cytokines; F42K and other cytokine analogs; or MIP-1, MIP-1 beta, MCP-1, RANTES, and other chemokines. It is further contemplated that the upregulation of cell surface receptors or their ligands such as Fas/Fas ligand, DR4 or DR5/TRAIL would potentiate the apoptotic inducing abilities of the

present invention by establishment of an autocrine or paracrine effect on hyperproliferative cells. Increases intercellular signaling by elevating the number of GAP junctions would increase the anti-hyperproliferative effects on the neighboring hyperproliferative cell population. In other embodiments, cytostatic or differentiation agents can be used in combination with the present invention to improve the anti-hyperproliferative efficacy of the treatments. Inhibitors of cell adhesion are contemplated to improve the efficacy of the present invention. Examples of cell adhesion inhibitors are focal adhesion kinase (FAKs) inhibitors and Lovastatin. It is further contemplated that other agents that increase the sensitivity of a hyperproliferative cell to apoptosis, such as the antibody c225, could be used in combination with the present invention to improve the treatment efficacy.

[0187] Hormonal therapy may also be used in the present invention or in combination with any other cancer therapy previously described. The use of hormones may be employed in the treatment of certain cancers such as breast, prostate, ovarian, or cervical cancer to lower the level or block the effects of certain hormones such as testosterone or estrogen. This treatment is often used in combination with at least one other cancer therapy as a treatment option or to reduce the risk of metastases.

II. Kits

[0188] Certain aspects of the present invention also encompass kits for performing the diagnostic and prognostic methods of the invention. Such kits can be prepared from readily available materials and reagents. For example, such kits can comprise any one or more of the following materials: enzymes, reaction tubes, buffers, detergent, primers, probes, antibodies. In a preferred embodiment, these kits allow a practitioner to obtain samples of neoplastic cells in blood, tears, semen, saliva, urine, tissue, serum, stool, sputum, cerebrospinal fluid and supernatant from cell lysate. In another preferred embodiment these kits include the needed apparatus for performing RNA extraction, RT-PCR, and gel electrophoresis. Instructions for performing the assays can also be included in the kits.

[0189] In a particular aspect, these kits may comprise a plurality of agents for assessing the differential expression of a plurality of biomarkers, for example, GR and/or ER, wherein the kit is housed in a container. The kits may further comprise instructions for using the kit for assessing expression, means for converting the expression data into expression values and/or means for analyzing the expression values to generate prognosis. The agents in the kit for measuring biomarker expression may comprise a plurality of PCR probes and/or primers for qRT-PCR and/or a plurality of antibody or fragments thereof for assessing expression of the biomarkers. In another embodiment, the agents in the kit for measuring biomarker expression may comprise an array of polynucleotides complementary to the mRNAs of the biomarkers of the invention. Possible means for converting the expression data into expression values and for analyzing the expression values to generate scores that predict survival or prognosis may be also included.

[0190] Kits may comprise a container with a label. Suitable containers include, for example, bottles, vials, and test tubes. The containers may be formed from a variety of materials such as glass or plastic. The container may hold a composition which includes a probe that is useful for prognostic or non-prognostic applications, such as described above. The label

on the container may indicate that the composition is used for a specific prognostic or non-prognostic application, and may also indicate directions for either in vivo or in vitro use, such as those described above. The kit of the invention will typically comprise the container described above and one or more other containers comprising materials desirable from a commercial and user standpoint, including buffers, diluents, filters, needles, syringes, and package inserts with instructions for use.

EXAMPLES

[0191] The following examples are given for the purpose of illustrating various embodiments of the invention and are not meant to limit the present invention in any fashion. One skilled in the art will appreciate readily that the present invention is well adapted to carry out the objects and obtain the ends and advantages mentioned, as well as those objects, ends and advantages inherent herein. The present examples, along with the methods described herein are presently representative of preferred embodiments, are exemplary, and are not intended as limitations on the scope of the invention. Changes therein and other uses which are encompassed within the spirit of the invention as defined by the scope of the claims will occur to those skilled in the art.

Example 1

Tumor Biomarker Status

[0192] A. Results

[0193] The glucocorticoid receptor (GR) is highly expressed in the myoepithelium of the normal human breast and in a subset of both ERalpha-positive and negative human

high) subset of patients suggests a slight better outcome, implying a crosstalk between the ER and the GR that is absent in ER- tumors.

[0194] Using a global approach of gene expression studies merged with data from GR ChIP-sequencing in ER- pre-malignant breast cells (MCF10A-Myc), the inventors have identified direct GR target genes are significantly associated with cell survival signaling pathways. Interestingly, a meta-analysis of the high NR3C1-expressing ER- tumors reveals that many genes identified by ChIP-sequencing/gene expression analysis are indeed differentially expressed in high versus low NR3C1-primary breast cancers. These results suggest that GR expression may be a functional biomarker in ER-breast cancer.

TABLE 1

Clinical studies used for meta-analysis		
GEO ID	# of pts	Reference
GSE9195	77	Loi S, et al
GSE7390	189	Desmedt C, et al
GSE6532	212	Loi S, et al
GSE2603	73	Minn AJ, et al
GSE2990	183	Sotiriou C, et al
GSE2034	280	Wang YX, et al
TOTAL	1206	

TABLE 2

Differentially expressed genes with concordant expression by all three methods (33/44 genes)			
Gene expression after Dex-treatment in MCF10A-Myc	Gene expression in NR3C1 + vs. - tumors	GR-binding within distance to TSS after Dex-treatment in MCF10A-Myc	Genes
Up	Up	10 kb 10-100 kb	DUSP1, SGK1, SMARCA2, PTGDS, MCL1, DPYSL2, STOM, LAPTM5, NNMT, SERPINF1, NRIP1, WIPF1, BIN1, IL1R1, ST3GAL5, SEMA4D, MAP3K5, SMARCA2, DPT, BIRC3, PTGDS, PHF15, MAOA, TFPI, SLC46A3, PIAS1, ACSL5, SESN1, C14orf139, LBH
Down	Down	10 kb 10-100 kb	NONE SFN, SPP1, ERBB2
	Overlapping genes with NKI-295 gene signature		DUSP1, DPT, NNMT, SERPINF1, IL1R1, FN1, DPYSL2

breast cancers. In vitro and in vivo experiments suggest that activation of the GR in ER- pre-malignant breast epithelial and cancer cells triggers cell survival pathways under stress conditions (e.g. chemotherapy) that usually induce apoptosis. The inventors examined the association between NR3C1 gene expression and GR target gene expression in human ER- breast cancers and found that ER- breast cancers with high NR3C1 expression also express GR target genes associated with EMT and anti-apoptotic signaling, and that those ER- patients with high NR3C1 gene expression have a significantly worse outcome than NR3C1-low patients. Interestingly, the high NR3C1 gene expression in the ER+ (ESR1-

[0195] B. Materials and Methods

[0196] Cell culture and glucocorticoid treatment: MCF10A-Myc cells were cultured in a 1:1 mixture of DMEM and Hams/F12 medium supplemented with 10% fetal bovine serum, hydrocortisone (0.5 µg/ml), EGF (10 ng/ml), insulin (5 ng/ml) and 100 U/ml penicillin/streptomycin were also added. The cells were then starved for three days of all growth factors and treated with dexamethasone (10-6M) and ethanol of the same volume as a control.

[0197] Microarray gene expression: MCF10A-Myc Cells: Time course (0.5 h, 2 h, 4 h and 24 h) microarray data were

obtained using Affymetrix gene arrays (HG-U133A) (Wu et al., 2006). Genes that were induced or repressed ≥ 1.5 fold-change were considered to be regulated.

[0198] GR ChIP-Seq experiment and analysis for MCF10A-Myc Cells: Cells were collected for the ChIP assay following 1 hour of Dex (10-6M) or EtOH treatment. The ChIP assay was done basically following Millipore's ChIP Assay Kit instructions. The DNA input (1%) was also sequenced using Illumina's Solexa Sequencer. Short-tag reads (36 bp) were mapped to the Human Genome (UCSC, hg18) by using Maq aligner. GR-binding peaks were called by using MACS software. Known SGK1 and GILZ promoter GR binding-regions (GBRs) were used as positive controls to determine the FDR threshold for retrieving significant GBRs.

[0199] Human Primary Breast Cancer Analysis: 1) Data Collection: All the clinical data and raw CEL files (all Affymetrix HU-133A and HU-133+2) were obtained from GEO (see Table 1). Low quality arrays were removed by AffyPLM. Arrays were normalized by using RMA and then centered by mean within each study and pooled together. 2) Determination of ESR1 and NR3C1 positivity: Expression data of tumors with known ER IHC status were analyzed using ROC analysis. The Youden Index of the best ESR1 probe's ROC curve was used as the cut-off point to separate ESR1+ and ESR1- tumors. Due to the lack of tumors with both GR IHC and NR3C1 gene expression information, we were unable to use ROC analysis to determine the NR3C1 cutoff. Therefore, based on published and our unpublished GR IHC data, we used the percentiles of NR3C1 gene expression levels that correspond to the observed proportion of GR+ patients. 3) Clustering: Un-supervised clustering was performed by Cluster using Pearson correlation distance and complete-linkage method. Heat-maps were plotted by Treeview. 4) Statistical analysis: Relapse-free survival (RFS) Kaplan-Meier plot and log-rank test were done by using R's "survival" package. Microarray SAM analysis was performed by using R's "siggenes" package.

[0200] Tumor assessment. pAUC areas were calculated for all the probes on the chip by setting $p=0.2$ (meaning can separate at least 80% patients) for tumors with known ER status ($n=1000$). A probe was then selected that has biggest pAUC area, which is the ESR1 probe 205225_at. So, this probe is the best one that can separate ER IHC + versus -. Using the 205225_at probe, the Youden Index of its ROC curve was calculated, that is the max (sensitivity+specificity-1) as the cut-off value for ESR1+ and -. The range of ESR1 expression after normalization was [-5.223868-3.944120]. The Youden Index, i.e. the cut-off is -1.257434. In the $n=1000$, training set, $n=773 > -1.257434$ (ESR1+), and $n=227 < -1.257434$. (ESR1-) or i.e. 77.3% quantile

[0201] This cut-off was applied to the entire dataset, $n=898$ (ESR+), $n=308$ (ESR-). In addition to the method, the ACTUAL Log 2 value cutoff is needed for ESR1 positivity in normalized meta-dataset, as well as the range of ESR1 values encountered following batched mean normalization. If in one study, samples are obtained from different hospitals, they were normalized separately. So, to be precisely accurate, the normalization is done within the samples from the same source.

[0202] The ESR1 probe ID from Affymetrix is 205225_at.

[0203] The NR3C1 probe ID from Affymetrix is 216321_s_at

[0204] The range for NR3C1 probe (216321_s_at) is [-3.145456 to 2.158716] for the entire data set. For ESR1+, the

range is [-3.009359 2.158716] and for ESR1-, the range is [-3.145456 1.917823] Thus, the cut-off for ESR1+, is 0.172189, 55.98% quantile (or about 44% NR3C1+percentage) and the cut-off for ESR1-, is 0.47332, 82.51% quantile (or about 17.5% NR3C1+percentage). All the cut-off are log 2 values.

[0205] The cutoffs used are the best cut-off that can separate patients with a $p < 0.01$. If the p-value is loosened to 0.05, the range can be widened.

[0206] For ESR1+ patients, NR3C1+ patients can be from about 35% to 60% (about 44% is the best). For ESR1- patients, NR3C1+ patients can be from about 30% to 15% (about 17.5% is the best)

Example 2

Mifepristone Pretreatment Enhances Paclitaxel Anti-Tumor Effectiveness in Models of Human Breast Cancer

[0207] Xenografted ER-/PR-/HER2- (GR+) MDA-MB-231 human breast cancer cells (1×10^7 cells in 50 μ l of PBS) were injected into the mammary fat pad of female Severe Combined Immunodeficient Mice (SCID) mice and allowed to grow until reaching approximately 100 mm^3 . Mice were then injected intraperitoneally with either both vehicles, paclitaxel (10 mg/kg)+the mifepristone vehicle, or the combination of mifepristone (15 mg/kg) administered two hours prior to paclitaxel (10 mg/kg) for five successive days. The longest (L) and shortest (S) diameters of the tumors were measured bi-weekly with electronic calipers and tumor volume was calculated using the formula for an ellipsoid sphere: $\text{volume} = S^2 \times L \times 0.52$. Mifepristone pretreatment significantly decreased tumor volume over time ($P=0.013$) compared to treatment with paclitaxel alone (FIG. 8).

Example 3

Mifepristone Pretreatment Increases Tamoxifen-Resistant MCF-7 (T-R-MCF-7), but not Parental MCF-7 Cell Susceptibility to Paclitaxel In Vitro

[0208] Parental MCF-7 (ER+/PR+/GR+) and T-R MCF-7 (ER+/PR+/GR+) cells were treated with the appropriate vehicle (ethanol for mifepristone and castor oil/saline for paclitaxel), paclitaxel alone (10^{-6} M), and paclitaxel/mifepristone (10^{-6} M). Apoptosis was measured using FITC conjugated-anti-Annexin V antibody labeling followed FACS analysis to determine the percentage of the total cell population undergoing apoptosis after 20 hours of treatment. Mean \pm SE is shown. Significantly more apoptosis ($P=0.028$) was observed in the T-R MCF-7 cells when treated with mifepristone/paclitaxel compared to paclitaxel alone (FIG. 9). No difference was seen in the parental MCF-7 cells.

REFERENCES

[0209] The following references, to the extent that they provide exemplary procedural or other details supplementary to those set forth herein, are specifically incorporated herein by reference.

[0210] U.S. Pat. No. 5,143,854

[0211] U.S. Pat. No. 5,202,231

[0212] U.S. Pat. No. 5,242,974

[0213] U.S. Pat. No. 5,288,644

- [0214] U.S. Pat. No. 5,324,633
[0215] U.S. Pat. No. 5,384,261
[0216] U.S. Pat. No. 5,405,783
[0217] U.S. Pat. No. 5,412,087
[0218] U.S. Pat. No. 5,424,186
[0219] U.S. Pat. No. 5,429,807
[0220] U.S. Pat. No. 5,432,049
[0221] U.S. Pat. No. 5,436,327
[0222] U.S. Pat. No. 5,445,934
[0223] U.S. Pat. No. 5,468,613
[0224] U.S. Pat. No. 5,470,710
[0225] U.S. Pat. No. 5,472,672
[0226] U.S. Pat. No. 5,492,806
[0227] U.S. Pat. No. 5,503,980
[0228] U.S. Pat. No. 5,510,270
[0229] U.S. Pat. No. 5,525,464
[0230] U.S. Pat. No. 5,525,464
[0231] U.S. Pat. No. 5,527,681
[0232] U.S. Pat. No. 5,529,756
[0233] U.S. Pat. No. 5,532,128
[0234] U.S. Pat. No. 5,545,531
[0235] U.S. Pat. No. 5,547,839
[0236] U.S. Pat. No. 5,554,501
[0237] U.S. Pat. No. 5,556,752
[0238] U.S. Pat. No. 5,561,071
[0239] U.S. Pat. No. 5,571,639
[0240] U.S. Pat. No. 5,580,726
[0241] U.S. Pat. No. 5,580,732
[0242] U.S. Pat. No. 5,593,839
[0243] U.S. Pat. No. 5,599,672
[0244] U.S. Pat. No. 5,599,695
[0245] U.S. Pat. No. 5,610,287
[0246] U.S. Pat. No. 5,624,711
[0247] U.S. Pat. No. 5,631,134
[0248] U.S. Pat. No. 5,639,603
[0249] U.S. Pat. No. 5,654,413
[0250] U.S. Pat. No. 5,658,734
[0251] U.S. Pat. No. 5,661,028
[0252] U.S. Pat. No. 5,665,547
[0253] U.S. Pat. No. 5,667,972
[0254] U.S. Pat. No. 5,695,940
[0255] U.S. Pat. No. 5,700,637
[0256] U.S. Pat. No. 5,744,305
[0257] U.S. Pat. No. 5,800,992
[0258] U.S. Pat. No. 5,807,522
[0259] U.S. Pat. No. 5,830,645
[0260] U.S. Pat. No. 5,837,196
[0261] U.S. Pat. No. 5,847,219
[0262] U.S. Pat. No. 5,871,928
[0263] U.S. Pat. No. 5,876,932
[0264] U.S. Pat. No. 5,919,626
[0265] U.S. Pat. No. 6,004,755
[0266] U.S. Pat. No. 6,087,102
[0267] U.S. Pat. No. 6,368,799
[0268] U.S. Pat. No. 6,383,749
[0269] U.S. Pat. No. 6,617,112
[0270] U.S. Pat. No. 6,638,717
[0271] U.S. Pat. No. 6,720,138
[0272] U.S. Patent Publ. 2010/0135956
[0273] Belanoff et al., *Eur. J. Pharmacol.*, 655(1-3):117-20, 2011.
[0274] Cho et al. *Biochemistry*, 44(9):3547-61, 2005.
[0275] Clark, *Curr. Top. Med. Chem.* 8(9):813-838, 2008.
[0276] Colleoni et al., *Annals of Oncology*, 11(8):1057, 2000.
[0277] European Appln. EP 373 203
[0278] European Appln. EP 785 280
[0279] European Appln. EP 799 897
[0280] Evans, *Science*, 240:889, 1988.
[0281] Fodor et al., *Science*, 251:767-777, 1991.
[0282] Grover and Martin, *Carcinogenesis*, 23(7):1095-102, 2002.
[0283] Hacia et al., *Nature Genet.*, 14:441-449, 1996.
[0284] Harrison's Principles of Internal Medicine, Kasper et al. (Eds.), 16th Ed., Chapter 70, 2005.
[0285] Henderson et al. *Cancer Res.*, 48:246-253, 1988.
[0286] Keen and Davidson, *Cancer*, 97(3 Suppl):825-33, 2003.
[0287] Ma et al., *J. Immunol.*, 171(2):608-615, 2003.
[0288] MacBeath and Schreiber, *Science*, 289(5485):1760-3, 2000.
[0289] Melhem et al, *Clin. Cancer Res.*, 15(9):3196-204, 2009.
[0290] Mikosz et al., *J. Biol. Chem.*, 276:16649-54, 2001.
[0291] Moran et al., *Cancer Res.*, 60:867-872, 2000.
[0292] Pandey and Mann, *Nature*, 405(6788):837-46, 2000.
[0293] Pang and Conzen, *Cancer Biol. Ther. Cancer Biol. Ther.*, 5(8):933-40, 2006.
[0294] PCT Appln. WO 01/68255
[0295] PCT Appln. WO 03/020898
[0296] PCT Appln. WO 03/022421
[0297] PCT Appln. WO 03/023058
[0298] PCT Appln. WO 03/029485
[0299] PCT Appln. WO 03/040410
[0300] PCT Appln. WO 03/053586
[0301] PCT Appln. WO 03/066906
[0302] PCT Appln. WO 03/067217
[0303] PCT Appln. WO 03/076928
[0304] PCT Appln. WO 03/087297
[0305] PCT Appln. WO 03/091426
[0306] PCT Appln. WO 03/093810
[0307] PCT Appln. WO 03/100448A1
[0308] PCT Appln. WO 04/020085
[0309] PCT Appln. WO 04/027093
[0310] PCT Appln. WO 09/923,256
[0311] PCT Appln. WO 09/936,760
[0312] PCT Appln. WO 93/17126
[0313] PCT Appln. WO 95/11995
[0314] PCT Appln. WO 95/21265
[0315] PCT Appln. WO 95/21944
[0316] PCT Appln. WO 95/35505
[0317] PCT Appln. WO 96/30347
[0318] PCT Appln. WO 96/31622
[0319] PCT Appln. WO 96/33980
[0320] PCT Appln. WO 97/10365
[0321] PCT Appln. WO 97/27317
[0322] PCT Appln. WO 9743450
[0323] PCT Appln. WO 99/35505
[0324] PCT Appln. WO 01/38580
[0325] PCT Appln. WO 03/100012
[0326] Pease et al., *Proc. Natl. Acad. Sci. USA*, 91:5022-5026, 1994.
[0327] Peeters et al., *Ann. NY Acad. Sci.*, 1148:536-41, 2008.
[0328] Pike et al., *Epidemiologic Revi.*, 15(1):17-35, 1993.

- [0329] Shoemaker et al., *Nature Genetics*, 14:450-456, 1996.
 [0330] Sims et al. *BMC Medical Genomics*, 1(42):1-14, 2008.
 [0331] Sorlie et al., *Proc. Natl. Acad. Sci. USA*, 98:10869-10874, 2001.
 [0332] Srinivas et al., *Clin. Chem.*, 48(8):1160-9, 2002.
 [0333] UK Appln. 8 803 000
 [0334] Wu et al., *Cancer Res.*, 64:1757-64, 2004.
 [0335] Wu et al., *J. Clin. Invest.*, 114:560-568, 2004.
 [0336] Wu et al., *Mol Endocrinol.*, 2006

 SEQUENCE LISTING

<160> NUMBER OF SEQ ID NOS: 49

<210> SEQ ID NO 1

<211> LENGTH: 4794

<212> TYPE: DNA

<213> ORGANISM: Homo sapiens

<220> FEATURE:

<223> OTHER INFORMATION: nuclear receptor subfamily 3, group C, member 1 (NR3C1), glucocorticoid receptor cDNA

<400> SEQUENCE: 1

```

tttttagaaa aaaaaaatat atttccctcc tgctccttct gcgttcacia gctaagttgt      60
ttatctcggc tgcggcggga actgcggaagc gtggcgggag agcggtcctc ctgccagagt      120
tgatattcac tgatggactc caaagaatca ttaactcctg gttagagaaga aaaccccagc      180
agtgtgcttg ctcaggagag gggagatgtg atggacttct ataaaaccct aagaggagga      240
gctactgtga aggtttctgc gtcttcaccc tcaactggctg tcgcttctca atcagactcc      300
aagcagcgaa gacttttggg tgattttcca aaaggctcag taagcaatgc gcagcagcca      360
gatctgtcca aagcagtttc actctcaatg ggactgtata tgggagagac agaaacaaaa      420
gtgatgggaa atgaacctgg attcccacag cagggccaaa tcagcctttc ctcgggggaa      480
acagacttaa agcttttggg agaaagcatt gcaaacctca ataggtcgac cagtgttcca      540
gagaacccca agagttcagc atccactgct gtgtctgctg cccccacaga gaaggagttt      600
ccaaaaactc actctgatgt atcttcagaa cagcaacatt tgaagggcca gactggcacc      660
aacggtggca atgtgaaatt gtataccaca gaccaagca cctttgacat tttgcaggat      720
ttggagtttt cttctgggtc cccaggtaaa gagacgaatg agagtccttg gagatcagac      780
ctgttgatag atgaaaactg tttgcttctc cctctggcgg gagaagacga ttcattcctt      840
ttggaaggaa actcgaatga ggactgcaag cctctcattt taccggacac taaacccaaa      900
attaaggata atggagatct ggtttttgtc agccccagta atgtaacact gccccaagtg      960
aaaacagaaa aagaagatth catcgaactc tgcaccctcg gggtaattaa gcaagagaaa     1020
ctgggcacag tttactgtca ggcaagcttt cctggagcaa atataattgg taataaaatg     1080
tctgccatth ctgttcatgg tgtgagtacc tctggaggac agatgtacca ctatgacatg     1140
aatacagcat ccctttctca acagcaggat cagaagccta tttttaatgt cattccacca     1200
attcccgttg gttccgaaaa ttggaatagg tgccaaggat ctggagatga caacttgact     1260
tctctgggga ctctgaaact ccctggctga acagtttttt ctaatggcta tcaagcccc     1320
agcatgagac cagatgtaag ctctcctcca tccagctcct caacagcaac aacaggacca     1380
cctcccaaac tctgcctggt gtgctctgat gaagcttcag gatgtcatta tggagtctta     1440
acttgaggaa gctgtaaaagt tttcttcaaa agagcagtgg aaggacagca caattacctta     1500
tgtgctggaa ggaatgattg catcatcgat aaaattcgaa gaaaaaactg cccagcatgc     1560
cgctatcgaa aatgtcttca ggctggaatg aacctggaag ctcgaaaaac aaagaaaaaa     1620

```

-continued

ataaaaggaa ttcagcaggc cactacagga gtctcacaag aaacctctga aaatcctggt	1680
aacaaaaaca tagttcctgc aacgttacca caactcacc ctaccctggt gtcactgttg	1740
gagggtattg aacctgaagt gttatatgca ggatatgata gctctgttcc agactcaact	1800
tggaggatca tgactacgct caacatgta ggaggcggc aagtgattgc agcagtgaaa	1860
tgggcaaagg caataccagc tttcaggaac ttacacctgg atgaccaaat gaccctactg	1920
cagtactcct ggatgtttct tatggcattt gctctggggg ggagatcata tagacaatca	1980
agtgcaaac tgctgtgttt tgctcctgat ctgattatta atgagcagag aatgactcta	2040
ccctgcagt acgaccaatg taaacacatg ctgtatgttt cctctgagtt acacaggcct	2100
caggatcct atgaagagta tctctgatg aaaaccttac tgcttctctc ttcagttcct	2160
aaggcggtc tgaagagcca agagctatct gatgaaatta gaatgaccta catcaaagag	2220
ctaggaaaag ccattgtcaa gaggaagga aactccagcc agaactggca gcggttttat	2280
caactgacaa aactcctgga ttctatgcat gaagtgggtg aaaatctcct taactattgc	2340
ttccaaacat ttttgataa gaccatgagt attgaattcc ccgagatgtt agctgaaatc	2400
atcaccaatc agataccaaa atattcaaat ggaaatatca aaaaacttct gtttcatcaa	2460
aagtgaactc cttaataaga atggttgctt taaagaaagt cgaattaata gcttttattg	2520
tataaactat cagtttgctc tgtagaggtt ttgttgtttt attttttatt gttttcatct	2580
gttgtttgtt ttaataacg cactacatgt ggtttataga gggccaagac ttggcaacag	2640
aagcagttga gtcgtcatca cttttcagtg atgggagagt agatgggtgaa atttattagt	2700
taatatatcc cagaaattag aaaccttaat atgtggacgt aatctccaca gtcaaagaag	2760
gatggcacct aaaccaccag tgcccaagc ctgtgtgatg aactttctct tcatactttt	2820
tttcacagtt ggctggatga aattttctag actttctggt ggtgtatccc cccccctgta	2880
tagttaggat agcatttttg atttatgcat ggaaacctga aaaaaagttt acaagtgtat	2940
atcagaaaag ggaagtgtg ccttttatag ctattactgt ctggttttaa caatctcctt	3000
tatatttagt gaactacgct tgctcatttt ttcttacata attttttatt caagttattg	3060
tacagctggt taagatgggc agctagttcg tagctttccc aataaaactc taaacattaa	3120
tcaatcatct gtgtgaaaat gggttgggtc ttctaacctg atggcactta gctatcagaa	3180
gaccacaaaa attgactcaa atctccagta ttcttgtaa aaaaaaaaa aaaaaagctc	3240
atattttgta tatatctgct tcagtggaga attatatagg ttgtgcaaat taacagtcct	3300
aactggtata gagcacctag tccagtgacc tgctgggtaa actgtggatg atggttgcaa	3360
aagactaatt taaaaataa ctaccaagag gccctgtctg tacctaacgc cctatttttg	3420
caatggctat atggcaagaa agctggtaaa ctatttgtct ttcaggacct tttgaagtag	3480
tttgataac ttcttaaaag ttgtgattcc agataaccag ctgtaacaca gctgagagac	3540
ttttaatcag acaaagtaat tcctctcact aaactttacc caaaaactaa atctctaata	3600
tggcaaaaat ggctagacac ccattttcac attcccatct gtcaccaatt ggttaatcct	3660
tcctgatggt acaggaaagc tcagctactg atttttgtga tttagaactg tatgtatgct	3720
agacatccat gtttgtaaaa ctacacatcc ctaatgtgtg ccatagagtt taacacaagt	3780
cctgtgaatt tcttctactg tgaaaattat tttaaacaaa atagaagctg tagtagccct	3840
ttctgtgtgc accttaccaa ctttctgtaa actcaaaact taacatattt actaagccac	3900

-continued

```

aagaaatttg atttctatc aaggtggcca aattatttgt gtaatagaaa actgaaaatc 3960
taatattaaa aatatggaac ttctaataa tttttatatt tagttatagt ttcagatata 4020
tatcatattg gtattcacta atctgggaag ggaagggcta ctgcagcttt acatgcaatt 4080
tattaaaatg attgtaaaat agcttgata gtgtaaaata agaagattt ttagatgaga 4140
ttgttttate atgacatggt atatattttt tgtaggggtc aaagaaatgc tgatggataa 4200
cctatatgat ttatagtttg tacatgcatt catacaggca gcgatggtct cagaaaccaa 4260
acagtttgct ctagggaag agggagatgg agactggtcc tgtgtgcagt gaaggttgct 4320
gaggctctga cccagtgaga ttacagagga agttatctc tcctcccat tctgaccacc 4380
cttctcattc caacagttag tctgtcagcg caggtttagt ttactcaatc tcccttgca 4440
ctaaagtatg taaagtatgt aaacaggaga caggaaggty gtgcttacct ccttaaaggc 4500
accatctaag agcgggttac tttcacatac agccctccc cagcagttga atgacaacag 4560
aagcttcaga agtttgcaa tagtttgcag agaggtagca gcaatagta aatagtgcag 4620
aatctcatag gttgccaata atacactaat tctttctat cctacaacaa gagtttattt 4680
ccaaataaaa tgaggacatg tttttgttt ctttgaatgc tttttgaatg ttatttgta 4740
ttttcagtat tttggagaaa ttatttaata aaaaaacaa tcatttgctt tttg 4794

```

<210> SEQ ID NO 2

<211> LENGTH: 6300

<212> TYPE: DNA

<213> ORGANISM: Homo sapiens

<220> FEATURE:

```

<223> OTHER INFORMATION: nuclear receptor subfamily 3, group A, member
1,
transcript variant 4 (NR3A1), estrogen receptor
(ESR1, ER, ESR, ESRA, ESTR) cDNA (partial)

```

<400> SEQUENCE: 2

```

aggagctggc ggaggcggt cgtcctggga ctgcacttgc tcccgtcggg tcgcccggct 60
tcaccggacc cgcagctcc cggggcaggg ccggggccag agctcgcgtg tcggcgggac 120
atgctgctgc tcgctctaa cctcgggctg tgctctttt ccagggtggc cgcgggttc 180
tgagccttct gcctcgggg gacacggtct gcacctgccc cgcggccacg gaccatgacc 240
atgacctccc acaccaaagc atctgggatg gccctactgc atcagatcca agggaacgag 300
ctggagcccc tgaaccgtcc gcagctcaag atccccctgg agcggcccct gggcgagggtg 360
tacctggaca gcagcaagcc cgcctgttac aactaccocg agggcgccgc ctacgagttc 420
aacgcgcggc cgcgcgcaa cgcgcaggtc tacggtcaga ccggcctccc ctacggcccc 480
gggtctgagg ctgcccgtt cggctccaac ggctggggg gtttcccccc actcaacagc 540
gtgtctccga gcccctgat gctactgac ccgcccgcgc agctgtcggc tttcctgacg 600
ccccacggcc agcaggtgcc ctactacctg gagaacgagc ccagcggcta caggtgccc 660
gaggccggcc cgcggcatt ctacaggcca aattcagata atcgacgcca ggggtgcaga 720
gaaagatttg ccagtacaa tgacaagga agtatggcta tggatctgc caaggagact 780
cgctactgtg cagtgtgcaa tgactatgct tcaggctacc attatggagt ctggctcctg 840
gagggtgca aggccttct caagagaagt attcaaggac ataacgacta tatgtgtcca 900
gccccaacc agtgcacat tgataaaac agggagaaga gctgccaggc ctgccggctc 960
cgcaaatgct acgaagtggg aatgatgaaa ggtgggatac gaaaagaccg aagaggagg 1020

```

-continued

agaatgttga aacacaagcg ccagagagat gatggggagg gcaggggtga agtggggctct	1080
gctggagaca tgagagctgc caacctttgg ccaagcccgc tcatgatcaa acgctctaag	1140
aagaacagcc tggccttgtc cctgaogccc gaccagatgg tcagtgcctt gttggatgct	1200
gagccccca tactctatct cgagtatgat cctaccagac ccttcagtga agcttcgatg	1260
atgggcttac tgaccaacct ggcagacagg gagctggttc acatgatcaa ctgggcgaag	1320
agggtgccag gctttgtgga tttgacctc catgatcagg tccacctctc agaatgtgcc	1380
tggctagaga tcctgatgat tggctctgct tggcgctcca tggagcacc agggaagcta	1440
ctgtttgctc ctaacttgct cttggacagg aaccagggaa aatgtgtaga gggcatggg	1500
gagatcttcg acatgctgct ggctaacatca tctcggttcc gcatgatgaa tctgcaggga	1560
gaggagtttg tgtgcctcaa atctattatt ttgcttaatt ctggagtga cacatttctg	1620
tccagcacc tgaagtctct ggaagagaag gaccatatcc accgagtcct ggacaagatc	1680
acagacactt tgatccacct gatggccaag gcaggcctga ccctgcagca gcagcaccag	1740
cgctggccc agctcctcct catcctctcc cacatcaggc acatgagtaa caaaggcatg	1800
gagcatctgt acagcatgaa gtgcaagaac gtggtgcccc tctatgacct gctgctggag	1860
atgtgtggag cccaccgctc acatgogccc actagccgtg gaggggcatc cgtggaggag	1920
acggaccaaa gccacttgcc cactgcgggc tctacttcat cgcattcctt gcaaaagtat	1980
tacatcacgg gggaggcaga gggtttcct gccacggtct gagagctccc tggctcccac	2040
acggttcaga taatccctgc tgcattttac cctcatcatg caccacttta gccaaattct	2100
gtctcctgca tacactccgg catgcatcca acaccaatgg cttcttagat gagtggccat	2160
tcatttgctt gctcagttct tagtggcaca tcttctgtct tctgttggga acagccaaag	2220
ggattccaag gctaaatctt tgtaaacgct ctctttcccc cttgctatgt tactaagcgt	2280
gaggattccc gtagctcttc acagctgaac tcagtctatg ggttggggct cagataactc	2340
tgtgcattta agctacttgt agagaaccag goctggagag tagacatttt gcctctgata	2400
agcacttttt aaatggctct aagaataagc cacagcaaag aatttaaagt ggctccttta	2460
attggtgact tggagaaagc taggtcaagg gtttattata gcaccctctt gtattcctat	2520
ggcaatgcat ccttttatga aagtggtaaa ccttaaagct tttatatgac tgtagcagag	2580
tatctgggta ttgtcaatc attcccccta taggaataca aggggcacac agggaaggca	2640
gatccccctag ttggcaagac tattttaact tgatacactg cagattcaga tgtgctgaaa	2700
gctctgcctc tggctttccg gtcctggggt ccagttaatt catgcctccc atggacctat	2760
ggagagcagc aagttgatct tagttaagtc tccctatatg agggataagt tcctgatttt	2820
tgtttttatt tttgtgttac aaaagaaagc cctccctccc tgaactgca gtaaggctcag	2880
cttcaggacc tgttccagtg ggcactgtac ttggatcttc ccggcgtgtg tgtgccttac	2940
acaggggtga actgttcact gtggtgatgc atgatgaggg taaatggtag ttgaaaggag	3000
caggggcccc ggtgttgcac ttagecctgg ggcattggagc tgaacagtac ttgtgcagga	3060
ttgtgtggc tactagagaa caagagggaa agtagggcag aaactggata cagttctgag	3120
gcacagccag acttgctcag ggtggccctg ccacaggctg cagctaccta ggaacattcc	3180
ttgcagaccc cgcattgccc tttgggggtg ccctgggatc cctggggtag tccagctctt	3240
cttcatttcc cagcgtggcc ctggttggaa gaagcagctg tcacagctgc tgtagacagc	3300
tgtgttccca caattggccc agcacccctg ggcacgggag aagggtgggg accgttgctg	3360

-continued

tcactactca	ggctgactgg	ggcctggcca	gattacgtat	gcccttgggtg	gtttagagat	3420
aatccaaaat	caggggtttg	tttggggaag	aaaatcctcc	cccttcctcc	cccgcctcgt	3480
tccttaccgc	ctccactcct	gccagctcat	ttccttcaat	ttcctttgac	ctataggcta	3540
aaaaagaaa	gctcattcca	gccacagggc	agccttcctc	gggcctttgc	ttctctagca	3600
caattatggg	ttacttcctt	tttcttaaca	aaaaagaatg	tttgatttcc	tctgggtgac	3660
cttattgtct	gtaattgaaa	ccctattgag	aggtgatgtc	tgtgttagcc	aatgaccag	3720
gtgagctgct	cgggcttctc	ttggatgctc	ttgtttgaa	aagtggattt	cattcatttc	3780
tgattgtcca	gttaagtgat	caccaagga	ctgagaatct	gggagggcaa	aaaaaaaaaa	3840
aaagttttta	tgtgcactta	aatttgggga	caattttatg	tatctgtgtt	aaggatatgt	3900
ttaagaacat	aattcttttg	ttgctgtttg	tttaagaagc	accttagttt	gtttaagaag	3960
caccttatat	agtataatat	atattttttt	gaaattacat	tgcttgttta	tcagacaatt	4020
gaatgtagta	attctgttct	ggatttaatt	tgactggggt	aacatgcaaa	aaccaaggaa	4080
aaatatttag	tttttttttt	tttttttgta	tacttttcaa	gctacctgt	catgtatata	4140
gtcatttatg	cctaaagcct	ggtgattatt	catttaaatg	aagatcacat	ttcatatcaa	4200
cttttgatc	cacagtagac	aaaatagcac	taatccagat	gcctattgtt	ggatactgaa	4260
tgacagacaa	tcttatgtag	caaagattat	gcctgaaaag	gaaaattatt	cagggcagct	4320
aattttgctt	ttacccaaa	atcagtagta	atatttttgg	acagtagcta	atgggtcagt	4380
gggttctttt	taatgtttat	acttagattt	tcttttaaaa	aaattaaaat	aaaacaaaaa	4440
aaaatttcta	ggactagacg	atgtaatacc	agctaaagcc	aaacaattat	acagtgggaag	4500
gttttacatt	attcatccaa	tgtgttttcta	ttcatgttaa	gatactacta	catttgaaat	4560
gggcagagaa	catcagatga	ttgaaatgtt	cgcccagggg	tctccagcaa	ctttggaat	4620
ctctttgtat	ttttacttga	agtgccacta	atggacagca	gatattttct	ggctgatgtt	4680
ggtattgggt	gtaggaacat	gatttaaaaa	aaaactcttg	cctctgcttt	ccccactct	4740
gaggcaagtt	aaaatgtaaa	agatgtgatt	tatctggggg	gctcaggtat	ggtggggaag	4800
tggattcagg	aatctgggga	atggcaata	tattaagaag	agtattgaaa	gtatttgag	4860
gaaaatgggt	aattctgggt	gtgcaccagg	gttcagtaga	gtccacttct	gccttgagga	4920
ccacaaatca	actagctcca	tttacagcca	tttctaaaat	ggcagcttca	gttctagaga	4980
agaaagaaca	acatcagcag	taaagtccat	ggaatagcta	gtggtctgtg	tttctttctg	5040
ccattgccta	gcttgccgta	atgattctat	aatgccatca	tgacagcaat	atgagaggct	5100
aggtcatcca	aagagaagac	cctatcaatg	taggttgcaa	aatctaacc	ctaagggaag	5160
gcagtctttg	atttgatttc	cctagtaacc	ttgcagatat	gtttaaccaa	gccatagccc	5220
atgccttttg	agggctgaac	aaataaggga	cttactgata	atttactttt	gatcacatta	5280
aggtgttctc	accttgaaat	cttatacact	gaaatggcca	ttgatttagg	ccactggctt	5340
agagtactcc	ttcccctgca	tgacactgat	tacaataact	ttcctattca	tactttccaa	5400
ttatgagatg	gactgtgggt	actgggagtg	atcactaaca	ccatagtaat	gtctaataat	5460
cacaggcaga	tctgcttggg	gaagctagtt	atgtgaaagg	caaatagagt	catcacagtag	5520
ctcaaaaagg	aaccataaatt	ctctttgggt	caggtcttgg	gagcgtgatc	tagattacac	5580
tgaccatttc	ccaagttaat	cccctgaaaa	cttactctca	actggagcaa	atgaactttg	5640

-continued

```

gtcccaata tccatctttt cagtagcgtt aattatgctc tgtttccaac tgcatttcct 5700
ttccaattga attaaagtgt ggcctcgttt ttagtcattt aaaattgttt tctaagtaat 5760
tgctgcctct attatggcac ttcaattttg cactgtcttt tgagattcaa gaaaaatttc 5820
tattcttttt ttgcatcca atttgccctg aacttttaaa atatgtaaat gctgccatgt 5880
tccaaaacca tcgtcagtggt gtgtgttttag agctgtgcac cctagaaaca acatattgtc 5940
ccatgagcag gtgcctgaga cacagacccc tttgcatcca cagagaggtc attggttata 6000
gagacttgaa ttaataagtg acattatgcc agtttctggt ctctcacagg tgataaacia 6060
tgctttttgt gactacata ctcttcagtg tagagctctt gttttatggg aaaaggctca 6120
aatgccaaat tgtgtttgat ggattaatat gcccttttgc cgatgcatac tattactgat 6180
gtgactcggg tttgtgcgag ctttgctttg tttaatgaaa cacacttgta aacctctttt 6240
gcactttgaa aaagaatcca ggggatgct cgagcacctg taaacaattt tctcaaccta 6300

```

<210> SEQ ID NO 3

<211> LENGTH: 4107

<212> TYPE: DNA

<213> ORGANISM: Homo sapiens

<220> FEATURE:

<223> OTHER INFORMATION: MCL1 glucocorticoid receptor-responsive gene

<400> SEQUENCE: 3

```

gcgcaaccct ccggaagctg ccgcccttt cccctttat gggaaactt tttttaaaaa 60
aaaagagttc gctggcgcca ccccgtagga ctggccgcc taaaccgtg ataaggagc 120
tgctcgccac ttctcacttc cgcttctctc cagtaaggag tcggggctct cccagtttt 180
ctcagccagg cggcgccggc gactggcaat gtttggctc aaaagaaacg cggtaatcgg 240
actcaacctc tactgtgggg gggccggctt gggggccggc agcggcggcg ccaccgccc 300
gggagggcga cttttggcta cggagaagga ggctcggcc cggcggagaga tagggggagg 360
ggagggcggc gcggtgattg gcggaagcgc cggcgcaagc cccccgtcca cctcacgcc 420
agactcccgg agggctcgcg gcccgccgcc cattggcgcc gaggtcccgc acgtcacccg 480
gaccccccg aggetcttt tcttcggccc caccgcccgc gcggcggcgc ttgaggagat 540
ggaagccccg gccgctgacg ccatcatgtc gccgaagag gagctggacg ggtacgagcc 600
ggagcctctc ggaagcggc cggctgtcct gccgctgctg gagttggtcg ggaatctgg 660
taataacacc agtacggagc ggtcactacc ctcgacgcc cggccagcag aggaggagga 720
ggacgagttg tacggcagc cgctggagat tatctctcgg taccttcggg agcaggccac 780
cggcgccaag gacacaaagc caatgggcag gtctggggcc accagcagga aggcgctgga 840
gaccttacga cgggttgggg atggcgtgca gcgcaaccac gagacggcct tccaaggcat 900
gcttcggaaa ctggacatca aaaacgaaga cgatgtgaaa tcgttgtctc gactgatgat 960
ccatgttttc agcagcggcg taacaaactg gggcaggatt gtgactctca tttcttttg 1020
tgcttttggt gctaaacact tgaagacct aaaccaagaa agctgcatcg aaccattagc 1080
agaaagtatc acagacgttc tcgtaaggac aaaacgggac tggctagtta aacaaagagg 1140
ctgggatggg tttgtggagt tcttccatgt agaggaccta gaaggtggca tcaggaatgt 1200
gctgctggct tttgcagggt ttgctggagt aggagctggt ttggcatatc taataagata 1260
gccttactgt aagtgaata gttgactttt aaccaaccac caccaccacc aaaaccagtt 1320
tatgcagttg gactccaagc tgtaacttcc tagagttgca ccctagcaac ctagccagaa 1380

```

-continued

aagcaagtgg caagaggatt atggctaaca agaataaata catgggaaga gtgctcccca	1440
ttgattgaag agtcactgtc tgaaagaagc aaagtccagt ttcagcaaca aacaaacttt	1500
gtttgggaag ctatggagga ggacttttag atttagtgaa gatggtaggg tggaaagact	1560
taatttcctt gttgagaaca gaaagtggc cagtagccag gcaagtcata gaattgatta	1620
cccgccgaat tcattaattt actgtagtgt taagagaagc actaagaatg ccagtgacct	1680
gtgtaaaagt tacaagtaat agaactatga ctgtaagcct cagtactgta caaggggaagc	1740
tttctctctc tctaattagc tttcccagta tacttcttag aaagtccaag tgttcaggac	1800
ttttatacct gttatacttt ggcttggttt ccatgattct tactttatta gcctagttta	1860
tcaccaataa tacttgacgg aaggctcagt aattagttat gaatatggat atcctcaatt	1920
cttaagacag cttgtaaagt tatttgtaaa aattgtatat atttttacag aaagtctatt	1980
tctttgaaac gaaggaagta tcgaatttac attagttttt ttcataacct tttgaacttt	2040
gcaacttccg taattaggaa cctgtttctt acagcttttc tatgctaaac tttgttctgt	2100
tcagttctag agtgataca gaacgaattg atgtgtaact gtatgcagac tggttgtagt	2160
ggaacaaatc tgataactat gcaggtttaa attttcttat ctgattttgg taagtattcc	2220
ttagataggt ttttctttga aaacctggga ttgagaggt gatgaatgga aattctttca	2280
cttcattata tgcaagtttt caataaattag gtctaagtgg agttttaagg ttactgatga	2340
cttacaataa atgggctctg attgggcaat actcatttga gttccttcca tttgacctaa	2400
tttaactggt gaaatttaaa gtgaattcat gggctcatct ttaaagcttt tactaaaaga	2460
ttttcagctg aatggaacte attagctgtg tgcataataa aagatccat cagggtggatg	2520
gagagacatt tgatcccttg tttgcttaat aaattataaa atgatggctt ggaaaagcag	2580
gctagtctaa ccatggtgct attattaggc ttgcttgta cacacacagg tctaagccta	2640
gtatgtcaat aaagcaaata cttactgttt tgtttctatt aatgattccc aaacctgtt	2700
gcaagttttt gcattggcat ctttgattt cagctctgat gtttgttcta tcagacttaa	2760
ccttttattt cctgtccttc cttgaaattg ctgattgttc tgetccctct acagatattt	2820
atatcaattc ctacagcttt cccctgccat cctggaactc tttctagccc ttttagattt	2880
tggcactgtg aaacctctgc tggaaacctg agtgacctc cctccccacc aagagtccac	2940
agacctttca tctttcacga acttgatcct gttagcaggt ggtaatacca tgggtgctgt	3000
gacactaaca gtcattgaga ggtgggagga agtccctttt ccttggaactg gtatcttttc	3060
aactattggt ttatcctgtc tttgggggca atgtgtcaaa agtccctca ggaattttca	3120
gaggaaagaa cattttatga ggctttctct aaagtttcct ttgtatagga gtatgctcac	3180
ttaaatttac agaaagaggt gagctgtgtt aaacctcaga gtttaaaagc tactgataaa	3240
ctgaagaag tgtctatatt ggaactaggg tcatttgaaa gcttcagtct cggaaacatga	3300
cctttagtct gtggactcca tttaaaaata ggatgaata agatgactaa gaatgtaatg	3360
gggaagaact gcctgcctg cccatctcag agccataagg tcatctttgc tagagctatt	3420
tttacctatg tatttatcgt tcttgatcat aagccgtta tttatatcat gtatctctaa	3480
ggacctaaaa gcactttatg tagtttttaa ttaatcttaa gatctgggta cggtaactaa	3540
aaaagcctgt ctgccaaatc cagtggaaac aagtgcatag atgtgaattg gtttttaggg	3600
gccccacttc ccaattcatt aggtatgact gtggaatac agacaaggat cttagtgtat	3660

-continued

```

atatttgggct tggggcagtg agggcttagg acaccccaag tggtttggga aaggaggagg 3720
ggagtgggtg gtttataggg ggaggaggag gcaggtggtc taagtgtga ctggctacgt 3780
agttcgggca aatcctccaa aagggaaagg gaggatttgc ttagaaggat ggcgctccca 3840
gtgactactt tttgacttct gtttgtctta cgcttctctc agggaaaaac atgcagtcct 3900
ctagtgttcc atgtacattc tgtggggggg gaacaccttg gttctgggta aacagctgta 3960
cttttgatag ctgtgccagg aagggttagg accaactaca aattaatgtt ggttgtcaaa 4020
tgtagtgtgt tccctaaact ttctgttttt cctgagaaaa aaaaaataat cttttattca 4080
aatcacagga aaaaaaaaaa aaaaaaa 4107

```

```

<210> SEQ ID NO 4
<211> LENGTH: 1126
<212> TYPE: DNA
<213> ORGANISM: Homo sapiens
<220> FEATURE:
<223> OTHER INFORMATION: SAP30 glucocorticoid receptor-responsive gene

```

```

<400> SEQUENCE: 4

```

```

tccccatgtg acagtgagcg gggccccgc tccaggagac gctcgagtct gcgtcccggc 60
cctcagcact gtccactgtt tcgggtgccag cagagaccag caggccccggg acagttggtg 120
tttggccgtg ccgctgtcta acttgggtg cagagtgaat tgccgctgcc ggagcggaga 180
gaggcgggagc ggccaggaga gaggggattt ctgtcagcgc cggcctcggg agctcggaga 240
catgaacggc ttcacgcctg acgagatgag ccgcggcggg gatgcccggc ccgcagtggc 300
cgcagtggtc gctgcccgcg ccgcccgccg ctcggcgggg aacgggaccg gcgcgggcac 360
cggggctgag gtgccggggc cggggggcgt ctcagcggct gggcccccg gggcggcccg 420
gccgggcccc gggaactgt gctgcctgcg ggaggatggt gagcgggtgcg gccgggccc 480
aggcaacgcc agcttcagca agaggatcca gaagagcatc tcccagaaga aggtgaagat 540
cgagctggat aagagcgcga ggcactctta catatgtgat taccataaaa acttaattca 600
gagtgttcga aacagaagaa agagaaaagg gagtgatgat gatggaggtg attcacctgt 660
tcaagatatt gataccccag aggttgattt ataccaatta caagtaaata cacttaggag 720
atacaaaaaga cacttcaagc taccaaccag accaggactt aataaagcac aacttgttga 780
gatagttggt tgccacttta ggtctattcc agtgaatgaa aaagacacct taacatattt 840
catctactca gtgaagaatg acaagaacaa atcagatctc aaggttgata gtgggttca 900
ctaggagacy tggaaattgag actaataact tggatggtta cactgtttac tgttttttca 960
catgtagaaa tgttctttgt gtatttttct tacagaggat tttctctgat tttattttct 1020
ttgtttctga ctctaataat tagttgaaa ctcataataa atgagctttc ctaaattaaa 1080
tctattttta ataaagggtta ttactattaa aaaaaaaaaa aaaaaa 1126

```

```

<210> SEQ ID NO 5
<211> LENGTH: 2040
<212> TYPE: DNA
<213> ORGANISM: Homo sapiens
<220> FEATURE:
<223> OTHER INFORMATION: DUSP1 glucocorticoid receptor-responsive gene

```

```

<400> SEQUENCE: 5

```

```

tcgctgccga ggacatttgg gctgtgtgtg cgacgcgggt cggaggggca gtcgggggaa 60
ccggaagaa gccgaggagc ccggagcccc gogtgacgct cctctctcag tccaaaagcg 120

```

-continued

```

gcttttggtt cggcgcagag agaccgggg gtctagcttt tcctcgaaaa gcgccgcct 180
gcccttggcc ccgagaacag acaaagagca ccgaggggcc gatcacgctg ggggcgctga 240
ggcggcccat ggtcatggaa gtgggcaccc tggacgctgg aggctcggg gcgctgctgg 300
gggagcgagc ggcgcaatgc ctgctgctgg actgccgctc cttcttcgct ttaacgccg 360
gccacatcgc cggctctgtc aacgtgcgct tcagcaccat cgtgcggcgc cgggccaagg 420
gcgccatggg cctggagcac atcgtgccca acgccgagct ccgcgccgc ctgctggccg 480
gcgectacca cgcctgtgtg ttgctggacg agcgcagcgc cgcctggac ggcgccaagc 540
gcgacggcac cctggccctg gcggccggcg cgctctgccg cgaggcgcgc gccgcgcaag 600
tcttcttct caaaggagga tacgaagcgt tttcggttc ctgcccggag ctgtgcagca 660
aacagtcgac cccatgggg ctcagccttc cctgagtag tagcgtcct gacagcggg 720
aatctgggtg cagtctctgc agtaccacc tctacgatca gggtgggccg gtggaaatcc 780
tgccctttct gtacctgggc agtgcgtatc acgcttccg caaggacatg ctggatgcct 840
tgggcatcac tgcttgatc aacgtctcag ccaattgtcc caaccatctt gagggcact 900
accagtacaa gagcatccct gtggaggaca accacaaggc agacatcagc tcctggttca 960
acgaggccat tgacttcata gactccatca agaatgctgg aggaagggtg tttgtccact 1020
gccagcgagg catttcccg tcagccacca tctgccttgc ttacctatg aggactaatc 1080
gagtcaagct ggacgaggcc tttgagttg tgaagcagag gcgaagcctc atctctcca 1140
acttcagctt catgggccag ctgctgcagt ttgagtccca ggtgctggct ccgcaactgt 1200
cggcagaggc tgggagcccc gccatggctg tgctcgaccg aggcacctcc accaccaccg 1260
tgttcaact cccctctcc atccctgtcc actccacgaa cagtgcgctg agctacctc 1320
agagcccat tacgacctc cccagctgct gaaaggccac gggagggtgag gctcttcaca 1380
tcccattggg actccatgct ccttgagagg agaaatgcaa taactctggg aggggctcga 1440
gagggtggt ccttatttat ttaacttcac ccgagttcct ctgggttct aagcagttat 1500
ggtgatgact tagcgtcaag acatttctg aactcagcac attcgggacc aatataatg 1560
gggtacatca agtccatctg acaaaatggg gcagaagaga aaggactcag tgtgtgatcc 1620
ggtttctttt tgctgcccc tgtttttgt agaatctct catgcttgac atacctacca 1680
gtattattcc cgacgacaca tatacatatg agaataacc ttatttttt ttgtgtaggt 1740
gtctgcctc acaaatgtca ttgtctactc ctagaagaac caaatcctc aatttttgtt 1800
tttgagtact gtactatcct gtaaataat cttaagcagg tttgtttca gcactgatgg 1860
aaaataccag tgttgggtt ttttttagt gccaacagtt gtatgtttgc tgattattta 1920
tgacctgaaa taatatattt cttctctaa gaagacattt tgttacataa ggatgacttt 1980
ttatacaat ggaataaatt atggcatttc tattgaaatt tcaaaaaaaaa aaaaaaaaaa 2040

```

<210> SEQ ID NO 6

<211> LENGTH: 3208

<212> TYPE: DNA

<213> ORGANISM: Homo sapiens

<220> FEATURE:

<223> OTHER INFORMATION: SGK1 glucocorticoid receptor-responsive gene

<400> SEQUENCE: 6

```

agatattcat gaaccgttgc ttcttcacgc ctgccttct cgctccctct gcctttctgg 60

```

-continued

cgctgttctc	cctccctccc	tctggcttct	gctctttctt	actccttctc	tcagctgctt	120
aactacagct	cccactggaa	cttgacacaat	caaaaacaac	tctcctctct	caagccgcct	180
ccaggagcgc	atcacctgga	gaagagcgac	tcgctccccg	cgccggccgc	ggaagagcag	240
ccaggtagct	ggggcgggg	aggcgtaccc	ttctcccgct	cggtaaagagc	cacagcatct	300
ccccggagat	tggccgtatc	ccaccgtccg	gccccaggg	tcctgcagcg	gtgatgcata	360
tgtttcggag	caatgatgga	aggagaaaag	ccgctgtcgg	tggcaactga	aagtggggag	420
aggttgctgc	agtagctggt	gctgcagaat	gcgcgagtga	agaactgagc	cccgctagat	480
tctccatccc	gctcagctct	cattaactgt	ctgcaggagg	taaaccgggg	aaacagatat	540
gcactaacca	ggcgggtgcc	aacctggatc	tataactgtg	aattccccac	ggtggaaaat	600
ggtaaacaaa	gacatgaatg	gattcccagt	caagaaatgc	tcagccttcc	aattttttaa	660
gaagcgggta	cgaaggtgga	tcaagagccc	aatggtcagt	gtggacaagc	atcagagtcc	720
cagctgaag	tacaccggct	cctccatggt	gcacatccct	ccaggggagc	cagacttcga	780
gtcttccttg	tgtcaaacat	gcctgggtga	acatgcttcc	caaagagggg	ttctccctca	840
ggagaacgag	tcatgttcat	gggaaactca	atctgggtgt	gaagtgagag	agccatgtaa	900
tcatgccaac	atcctgacca	agcccgatcc	aagaaccttc	tggactaatg	atgatccagc	960
ttcatgaag	cagaggagga	tgggtctgaa	cgactttatt	cagaagattg	ccaataactc	1020
ctatgcatgc	aaacaccctg	aagttcagtc	catcttgaag	atctcccaac	ctcaggagcc	1080
tgagcttatg	aatgccaaac	cttctcctcc	accaagtccct	tctcagcaaa	tcaaccttgg	1140
cccgtcgtcc	aatcctcatg	ctaaaccatc	tgactttcac	ttcttgaaag	tgatcggaaa	1200
gggcagtttt	ggaaaaggttc	ttctagcaag	acacaaggca	gaaagaagtgt	tctatgcagt	1260
caaagtttta	cagaagaag	caatcctgaa	aaagaaagag	gagaagcata	ttatgtcgga	1320
gcggaatggt	ctggtgaaga	atgtgaagca	cccttctctg	gtgggccttc	acttctcttt	1380
ccagactgct	gacaaattgt	actttgtcct	agactacatt	aatggtggag	agttgttcta	1440
ccatctccag	agggaacgct	gcttctctgga	accacgggct	cgtttctatg	ctgctgaaat	1500
agccagtgcc	ttgggctacc	tgcattcact	gaacatcggt	tatagagact	taaaaccaga	1560
gaatattttg	ctagattcac	agggaacacat	tgtccttact	gacttcggac	tctgcaagga	1620
gaacattgaa	cacaacagca	caacatccac	cttctgtggc	acgccggagt	atctcgcacc	1680
tgaggtgctt	cataagcagc	cttatgacag	gactgtggac	tgggtggtgcc	tgggagctgt	1740
cttgatgag	atgctgatg	gcctgccgcc	tttttatagc	cgaaacacag	ctgaaatgta	1800
cgacaacatt	ctgaacaagc	ctctccagct	gaaaccaaat	attacaaatt	ccgcaagaca	1860
cctcctggag	ggcctcctgc	agaaggacag	gacaaagcgg	ctcggggcca	aggatgactt	1920
catggagatt	aagagctcatg	tcttcttctc	cttaattaac	tgggatgatc	tcattaataa	1980
gaagattact	ccccctttta	acccaatgt	gagtgggccc	aacgacctac	ggcactttga	2040
ccccagttt	accgaagagc	ctgtcccaaa	ctccattggc	aagtccctg	acagcgtcct	2100
cgtcacagcc	agcgtcaagg	aagctgccga	ggctttccta	ggcttttctt	atgcgcctcc	2160
caaggactct	ttcctctgaa	ccctgttagg	gcttggtttt	aaaggatttt	atgtgtgttt	2220
ccgaatgttt	tagttagcct	tttgggtgag	ccgccagctg	acaggacatc	ttacaagaga	2280
atttgcacat	ctctggaagc	ttagcaatct	tattgcacac	tgttcgctgg	aagctttttg	2340
aagagcacat	tctcctcagt	gagctcatga	ggttttcatt	tttattcttc	cttccaacgt	2400

-continued

```

ggtgctatct ctgaaacgag cgtagagtg cgccttaga cggaggcagg agtttcgta 2460
gaaagcggac gctgttctaa aaaaggtctc ctgcagatct gtctgggctg tgatgacgaa 2520
tattatgaaa tgtgcctttt ctgaagagat tgtgttagct ccaaagcttt tectatcgca 2580
gtgtttcagt tctttatttt cccttggtga tatgctgtgt gaaccgtcgt gtgagtgtgg 2640
tatgcctgat cacagatgga ttttgttata agcatcaatg tgacacttgc aggacactac 2700
aacgtgggac attgtttgtt tcttccatat ttggaagata aatttatgtg tagacttttt 2760
tgtaagatac ggtaataaac taaaatttat tgaaatggtc ttgcaatgac tcgtattcag 2820
atgcttaaag aaagcattgc tgctacaaat atttctattt ttgaaaggg tttttatgga 2880
ccaatgcccc agttgtcagt cagagccgtt ggtgtttttc attgtttaaa atgtcacctg 2940
taaaatgggc attattttatg tttttttttt tgcattcctg ataattgtat gtattgtata 3000
aagaacgtct gtacattggg ttataaact agtatattta aacttacagg cttatttgta 3060
atgtaaacca ccattttaat gtactgtaat taacatggtt ataatacga caatccttc 3120
ctcatccat cacacaact tttttgtgtg tgataaactg attttggtt gcaataaac 3180
cttgaaaaat atttacatat aaaaaaaaa 3208

```

<210> SEQ ID NO 7

<211> LENGTH: 5758

<212> TYPE: DNA

<213> ORGANISM: Homo sapiens

<220> FEATURE:

<223> OTHER INFORMATION: SMARCA2 glucocorticoid receptor-responsive gene

<400> SEQUENCE: 7

```

ttctgtact ctgggtgact cagagagga agagattcag ccagcacact cctcgcgagc 60
aagcattact ctactgactg gcagagacag gagaggtaga tgtccacgcc cacagaccct 120
ggtgcgatgc cccaccagg gccttcgccc gggcctgggc cttcccctgg gccaatctt 180
gggcctagtc caggaccagg accatcccc ggttccgtcc acagcatgat ggggccaagt 240
cctggacctc caagtgtctc ccatcctatg ccgacgatgg ggtccacaga cttcccacag 300
gaaggcatgc atcaaatgca taagccatc gatggtatc atgacaaggg gattgtagaa 360
gacatccatt gtggatccat gaagggcact ggtatgcgac cacctcacc aggcatgggc 420
cctcccaga gtccaatgga tcaacacagc caaggttata tgtcaccaca cccatctcca 480
ttaggagccc cagagcacgt ctccagccct atgtctggag gaggcccaac tccacctcag 540
atgccaccaa gccagccggg ggccctcacc ccaggtgatc cgcaggccat gagccagccc 600
aacagaggtc cctcaccttt cagtctgtc cagctgcac agcttcgagc tcagatttta 660
gcttataaaa tgctggcccc aggccagccc ctccccgaaa cgctgcagct tgcagtccag 720
gggaaaagga cgttgctctg cttgcagcaa caacagcagc agcaacagca gcagcagcag 780
cagcagcagc agcagcagca gcagcaacag cagccgcagc agcagccgcc gcaaccacag 840
acgcagcaac aacagcagcc ggccctgtt aactacaaca gaccatctgg cccggggccc 900
gagctgagcg gcccgagcac cccgcagaag ctgccggtgc ccgcgcccgg cggccggccc 960
tcgcccgcgc cccccgcagc cgcgcagccc cccgcggccc cagtgcgccg gccctcagtg 1020
ccgcagccgg cccccgggca gccctcgcgc gtcctccagc tgcagcagaa gcagagccgc 1080
atcagcccca tccagaaacc gcaaggcctg gacccctgg aaattctgca agagcgggaa 1140

```

-continued

tacagacttc	aggccccgat	agctcatagg	atacaagaac	tggaaaatct	gcctggctct	1200
ttgccaccag	atttaagaac	caaagcaacc	gtggaactaa	aagcacttcg	gttactcaat	1260
ttccagcgtc	agctgagaca	ggaggtggtg	gcctgcatgc	gcagggacac	gacctggag	1320
acggctctca	actccaaagc	atacaaacgg	agcaagcgcc	agactctgag	agaagctcgc	1380
atgaccgaga	agctggagaa	gcagcagaag	attgagcagg	agaggaaacg	ccgtcagaaa	1440
caccaggaat	acctgaacag	tattttgcaa	catgcaaaag	attttaagga	atatcatcgg	1500
tctgtggccg	gaaagatcca	gaagctctcc	aaagcagtgg	caacttggca	tgccaacact	1560
gaaagagagc	agaagaagga	gacagagcgg	attgaaaagg	agagaatgcg	gcgactgatg	1620
gctgaagatg	aggagggtta	tagaaaactg	attgatcaaa	agaagacag	gcgttttagct	1680
taccttttgc	agcagaccga	tgagtatgta	gccaatctga	ccaatctggt	ttgggagcac	1740
aaagcaagccc	aggcagccaa	agagaagaag	aagaggagga	ggaggaagaa	gaaggctgag	1800
gagaatgcag	agggtgggga	gtctgcccctg	ggaccggatg	gagagcccat	agatgagagc	1860
agccagatga	gtgacctccc	tgtcaaatg	actcacacag	aaaccggcaa	ggttctgttc	1920
ggaccagaag	cacccaagc	aagtcagctg	gacgcctggc	tggaaatgaa	tcttggttat	1980
gaagttgccc	ctagatctga	cagtgaagag	agtgattctg	attatgagga	agaggatgag	2040
gaagaagagt	ccagtaggca	ggaaaccgaa	gagaaaatac	tcctggatcc	aaatagcgaa	2100
gaagtttctg	agaaggatgc	taagcagatc	attgagacag	ctaagcaaga	cgtggatgat	2160
gaatacagca	tgagtagacg	tgccagggggc	tcccagtcct	actacaccgt	ggctcatgcc	2220
atctcggaga	gggtggagaa	acagtctgcc	ctcctaatta	atgggaccct	aaagcattac	2280
cagctccagg	gcctggaatg	gatggtttcc	ctgtataata	acaactttaa	cggaaatctta	2340
gccgatgaaa	tggggcttgg	aaagaccata	cagaccattg	cactcatcac	ttatctgatg	2400
gagcacaaaa	gactcaatgg	cccctatctc	atcattgttc	cccttctgac	tctatctaac	2460
tggacatag	aatttgacaa	atgggctcct	tctgtggtga	agatttctta	caagggtact	2520
cctgccatgc	gtcgtcccct	tgtccccccag	ctacggagtg	gcaaatcaa	tgtcctcttg	2580
actacttatg	agtatattat	aaaagacaag	cacattcttg	caaagattcg	gtggaaatac	2640
atgatagtag	acgaaggcca	ccgaatgaag	aatcaccact	gcaagctgac	tcaggtcttg	2700
aacactcact	atgtggcccc	cagaaggatc	ctcttgactg	ggaccccgtc	gcagaataag	2760
ctccctgaac	tctgggcccct	cctcaacttc	ctcctcccaa	caatttttaa	gagctgcagc	2820
acatttgaac	aatggttcaa	tgctccattt	gccatgactg	gtgaaaggg	ggacttaaat	2880
gaagaagaaa	ctatattgat	catcaggcgt	ctacataagg	tgtaagacc	atttttacta	2940
aggagactga	agaaagaagt	tgaatcccag	ctccccgaaa	aagtggaaata	tgtgatcaag	3000
tgtgacatgt	cagctctgca	gaagattctg	tatcgccata	tgcaagccaa	ggggatcctt	3060
ctcacagatg	gttctgagaa	agataagaag	gggaaaggag	gtgctaagac	acttatgaac	3120
actattatgc	agttgagaaa	aatctgcaac	cacccatata	tgtttcagca	cattgaggaa	3180
tcccttgctg	aacacctagg	ctattcaaat	ggggctcatca	atggggctga	actgtatcgg	3240
gcctcagggg	agtttgagct	gcttgatcgt	attctgcaa	aattgagagc	gactaatcac	3300
cgagtgcctg	ttttctgcca	gatgacatct	ctcatgacca	tcattggagga	ttattttgct	3360
tttcggaact	tcctttacct	acgccttgat	ggcaccacca	agtctgaaga	tcgtgctgct	3420
ttgtgaaga	aattcaatga	acctggatcc	cagtatttca	ttttctgct	gagacaaga	3480

-continued

gctggtggcc tgggcttaaa tcttcaggca gctgatacag tggatcatctt tgacagcgac 3540
tggaatcctc atcaggatct gcaggcccaa gaccgagctc accgcatcgg gcagcagaac 3600
gaggtcoggg tactgaggct ctgtaccgtg aacagcgtgg aggaaaagat cctcgcggcc 3660
gcaaaataca agctgaacgt ggatcagaaa gtgatccagg cgggcatggt tgaccaaaag 3720
tcttcaagcc acgagcggag ggcattcctg caggccatct tggagcatga ggaggaaaat 3780
gaggaagaag atgaagtacc ggacgatgag actctgaacc aaatgattgc tcgacgagaa 3840
gaagaatttg acctttttat gcggatggac atggaccggc ggaggggaaga tgcccggaac 3900
ccgaaacgga agccccgttt aatggaggag gatgagctgc cctcctggat cattaaggat 3960
gacgctgaag tagaaaggct cacctgtgaa gaagaggagg agaaaatatt tgggaggggg 4020
tcccgccagc gccgtgacgt ggactacagt gacgccctca cggagaagca gtggctaagg 4080
gccatcgaag acggcaattt ggaggaaatg gaagaggaag tacggcttaa gaagcgaaaa 4140
agacgaagaa atgtggataa agatcctgca aaagaagatg tggaaaaagc taagaagaga 4200
agaggccgcc ctcccgtgta gaaactgtca ccaaatcccc ccaactgac aaagcagatg 4260
aacgctatca tcgatactgt gataaactac aaagataggt gtaacgtgga gaaggtgccc 4320
agtaattctc agttgaaat agaaggaaac agttcagggc gacagctcag tgaagtcttc 4380
attcagttac cttcaaggaa agaattacca gaatactatg aattaattag gaagccagtg 4440
gatttcaaaa aaataaagga aaggattcgt aatcataagt accggagcct aggcgacctg 4500
gagaaggatg tcatgcttct ctgtcacaac gctcagacgt tcaacctgga gggatcccag 4560
atctatgaag actccatcgt cttacagtca gtgtttaaga gtgcccggca gaaaattgcc 4620
aaagaggaag agagtgagga tgaaagcaat gaagaggagg aagaggaaga tgaagaagag 4680
tcagagtccg aggcaaaatc agtcaagggtg aaaattaagc tcaataaaaa agatgacaaa 4740
ggccgggaca aagggaaagg caagaaaagg ccaaatcgag gaaaagccaa acctgtagtg 4800
agcgattttg acagcagatg ggagcaggat gaacgtgaac agtcagaagg aagtgggacg 4860
gatgatgagt gatcagtatg gaccttttct cttggtagaa ctgaattcct tcctcccctg 4920
tctcatttct acccagtgag ttcatttctc atataggcac tgggttgttt ctatatcatc 4980
atcgtctata aactagcttt aggatagtgc cagacaaaaca tatgatata tggtgtaaaa 5040
aacacacaca tacacaaata tttgtaacat attgtgacca aatgggcttc aaagattcag 5100
attgaaacaa acaaaaagct tttgatggaa aatagtggg tggatagtat atttctatgg 5160
gtgggtctaa tttgtaacg gtttgattgt gcctggtttt atcacctggt cagatgagaa 5220
gatttttctc tttttagca ctgataacca ggagaagcca ttaaaagcca ctggttatct 5280
tatttttcat caggcaattt tcgaggtttt tatttgttcg gtattgtttt tttacactgt 5340
ggcatatata agcaacttta atagtgata aatgtacagt agttagattt cacctgcata 5400
tacatttttc cattttatgc tctatgatct gaacaaaagc tttttgaatt gtataagatt 5460
tatgtctact gtaaacattg cttaattttt ttgctcttga tttaaaaaaa agttttgttg 5520
aaagcgtat tgaatattgc aatctatata gtgtattgga tggcttcttt tgcaccctg 5580
atctcctatg ttaccaatgt gtatcgtctc cttctcccta aagtgtactt aatctttgct 5640
ttctttgcac aatgtctttg gttgcaagtc ataagcctga ggcaataaaa attccagtaa 5700
ttcogaagaa tgtggtgttg gtgctttcct aataaagaaa taatttagct tgacaaaa 5758

-continued

<210> SEQ ID NO 8
<211> LENGTH: 837
<212> TYPE: DNA
<213> ORGANISM: Homo sapiens
<220> FEATURE:
<223> OTHER INFORMATION: PTGDS glucocorticoid receptor-responsive gene

<400> SEQUENCE: 8

```
gctcctcctg cacacctccc tcgctctccc acaccactgg caccaggccc cggacacccc   60
ctctgctgca ggagaatggc tactcatcac acgctgtgga tgggactggc cctgctgggg   120
gtgctggggc acctgcaggc agcacoggag gccccaggtct cctgagcacc caacttccag   180
caggacaagt tcctggggcg ctggttcagc gggggcctcg cctccaactc gagctggctc   240
cgggagaaga aggcggcgtt gtccatgtgc aagtctgtgg tggcccctgc caccgatggt   300
ggcctcaacc tgacctccac ctctctcagg aaaaaccagt gtgagacccc aaccatgctg   360
ctgcagcccc cggggctccc cggtcctac agtaccgga gtcccactg gggcagcacc   420
tactccgtgt cagtgggtga gaccgactac gaccagtacg cgctgctgta cagccagggc   480
agcaagggcc ctggcgagga ctcccgcatg gccaccctct acagccgaac ccagaccccc   540
agggctgagt taaaggagaa attcaccgcc ttctgcaagg cccagggctt cacagaggat   600
accattgtct tcctgcccc aaccgataag tgcattgacg aacaatagga ctccccaggg   660
ctgaagctgg gatccccggc agccaggtag cccccacgct ctggatgtct ctgctctggt   720
ccttccccga gcccctgccc cggtcctccc ccaaagcaac cctgcccact caggttcat   780
cctgcacaat aaactccgga agcaagtcag taaaaaaaa aaaaaaaaaa aaaaaaa   837
```

<210> SEQ ID NO 9
<211> LENGTH: 6001
<212> TYPE: DNA
<213> ORGANISM: Homo sapiens
<220> FEATURE:
<223> OTHER INFORMATION: TNFRSF9 glucocorticoid receptor-responsive gene

<400> SEQUENCE: 9

```
caaggagggg tcccacagat gtcacagggc tgtcacagag ctgtggtggg aatttcccat   60
gagacccccg ccttggtgta gtcaccgcac tcctgtgttt gacctgaagt cctctcgagc   120
tgcagaagcc tgaagaccaa ggagtggaaa gttctccggc agccctgaga tctcaagagt   180
gacatttgtg agaccagcta atttgattaa aattctcttg gaatcagctt tgctagtatc   240
atacctgtgc cagatttcat catgggaaac agctgtttaca acatagtagc cactctgttg   300
ctggtcctca actttgagag gacaagatca ttgcaggatc cttgtagtaa ctgccagact   360
ggtacattct gtgataataa caggaatcag atttgagtc cctgtcctcc aaatagtttc   420
tccagcgcag gtggacaaa gacctgtgac atatgcaggc agtgtaaagg tgttttcagg   480
accaggaagg agtgcttccc caccagcaat gcagagtgtg actgcactcc agggtttcac   540
tgctggggg caggatgcag catgtgtgaa caggattgta aacaaggta agaactgaca   600
aaaaaaaaag gtaaagactg ttgctttggg acatttaacg atcagaaaac tggcatctgt   660
cgacctgga caaactgttc tttgatgga aagtctgtgc ttgtgaatgg gacgaaggag   720
agggacgtgg tctgtggacc atctccagcc gacctctctc cgggagcacc ctctgtgacc   780
ccgctgccc ctgcgagaga gccaggacac tctccgaga tcatctcctt ctttcttgcg   840
ctgacgtcga ctgcgttget ctctctgtg ttcttctca cgctccgttt ctctgttgtt   900
```

-continued

aaacggggca gaaagaaact cctgtatata ttcaaacaac catttatgag accagtacaa	960
actactcaag aggaagatgg ctgtagctgc cgatttccag aagaagaaga aggaggatgt	1020
gaactgtgaa atggaagtca atagggtgt tgggactttc ttgaaaaga gcaaggaaat	1080
atgagtcate cgctatcaca gctttcaaaa gcaagaacac catcctacat aataccagg	1140
attccccaa cacacgttct tttctaaatg ccaatgagtt ggcctttaa aatgcaccac	1200
ttttttttt tttttgacag ggtctcactc tgtcaccag gctggagtgc agtggacca	1260
ccatggctct ctgcagcctt gacctctggg agctcaagt atcctcctgc ctcagtctcc	1320
tgagtagctg gaactacaag gaagggccac cacacctgac taactttttt gttttttgtt	1380
tggtaaagat ggcatttcac catgtgttac aggctggtct caaactccta ggttcacttt	1440
ggcctccaa agtgctggga ttacagacat gaactgccag gcccgccaa aataatgcac	1500
cacttttaac agaacagaca gatgaggaca gagctggtga taaaaaaaa aaaaaaaaaag	1560
cattttctag ataccactta acaggtttga gctagttttt ttgaaatcca aagaaaatta	1620
tagtttaaat tcaattacat agtccagtgg tccaactata attataatca aatcaatgc	1680
aggtttgttt tttggtgcta atatgacata tgacaataag ccacgaggtg cagtaagtac	1740
ccgactaaag tttccgtggg ttctgtcatg taacacgaca tgtccaccg tcagggggga	1800
gtatgagcag agtgcctgag tttagggca aggacaaaa acctcaggcc tggaggaagt	1860
tttgaaaga gttcaagtgt ctgtatatcc tatggtcttc tccatcctca caccttctgc	1920
ctttgtcctg ctccccttta agccaggta cattctaaaa attcttaact tttaacataa	1980
tattttatac caaagccaat aaatgaactg catatgatag gtatgaagta cagtgagaaa	2040
attaacacct gtgagctcat tgtcctacca cagcactaga gtgggggccc ccaaaactcc	2100
atggccaaac ctggtgcacc atttgocctt gtttgtctgt tggtttgctt gagacagtct	2160
tgtctgttg cccaggtggt aatggagtgg ctattcacag gcacaatcat agcacacttt	2220
agccttaaac tctctggctc aagtgatcca cccgcctcag tctccaagt agctgggatt	2280
acaggtgcaa acctggcatg cctgccattg tttggcttat gatctaagga tagcttttta	2340
aattttatc attttattt tttttgagac agtgtctcac tctgtctccc aggtggagt	2400
acagtggtac aatcttggat caccgcctcc cagtttcaag tgatctcctt gcctcagcct	2460
cctaagtage tgggactaca ggtatgtgcc accacgctg gctaattttt atatttttag	2520
tagagacggg gtttcacat gttgtccagg ctggtctcaa actcctgacc tcaggtgatc	2580
tgccacctc tgccctccaa agtgtggga ttacaggcat gagccaccat gcctggccat	2640
ttcttaact tttgatgac atgcctattg caagcttgcg tgcctctgtc ccatgttatt	2700
ttactctggg atttaggtgg agggagcagc ttctatttgg aacattggcc atcgcatggc	2760
aaatgggtat ctgtcacttc tgcctcctatt tagttggttc tactataacc tttagagcaa	2820
atcctgcagc caagccaggc atcaataggg cagaaaagta tattctgtaa ataggggtga	2880
ggagaagata tttctgaaca atagtctact gcagtaccaa attgcttttc aaagtggctg	2940
ttctaagta ctcccctcag tcatataagt gtcagtgaag tatccattg atccacatcc	3000
ttgctaccct ctggtactat caggtgcctt taattttgcc aagccagtgg gtatagaatg	3060
agatctcact gtggctcttag tttgcatttg cttggttact gatgagcacc ttgtcaata	3120
ttatataacc atttgtgtt atttttttaa ataaaatgct tgctcatgct tttttgcca	3180

-continued

tttgcaaaaa	aacttggggc	cgggtgcagt	ggctcatgcc	tgtagtccca	gctctttggg	3240
aggccaaggt	gggcagatcg	cttgagccca	ggagttegag	accagccttg	gcaacatggc	3300
gaaaccctgt	ctttacaaaa	aatacaaaaa	ttagccgggt	gtggtggtgt	gcacctgaag	3360
tcccagctac	tcagtaggtt	cgctttgagc	ctgggaggca	gaggttgacg	tgagctggga	3420
ccgcatact	acacttcagc	ctgggcaaca	gagaaaaacc	ttttctcaga	aacaaacaaa	3480
cccaaatgtg	gttgtttgtc	ctgattccta	aaaggtcttt	atgtattcta	gataataatc	3540
tttggtcagt	tatatgtgtt	aaaaaatatc	ttctttgtgg	ccaggcacgg	tagctcacac	3600
ctgtaatccc	agcactttgc	gggctgagg	tgggtggatc	atctgaggtc	aagagttcaa	3660
gatcagcctg	gccaacacag	tgaaacccca	tctctactaa	acatgtacaa	aacttagctg	3720
ggtatggtgg	cgggtgcctg	taaccccagc	tgctccagag	gctgtggcag	aagaatcgct	3780
tgaaccagg	aggcagaggt	tgacagcagc	caagattgtg	ccattgcact	ccagactggg	3840
tgacaagagt	gaaattctgc	ctatctatct	atctatctat	ctatctatct	atatatatat	3900
atatatatcc	tttgaattt	atcttccct	ttttaaatt	ttttataaaa	ttctttttta	3960
tttttatttt	tagcagaggt	gaggtttctg	aggtttcatt	atgttgccca	ggctggtcct	4020
gaaactctga	gctcaagtga	tcctcccacc	tcagccttcc	aaagtgctgg	aatgcagac	4080
atgagccacc	gcgcccctcc	tgtttttctc	taattaatgg	tgtctttcct	tgtctttctg	4140
gtaataagca	aaaagttcct	catttgattt	ggttaaattt	ataactgttt	tctcatatgg	4200
ttaacatttt	ttcttgccctg	gctaaagaaa	tccttttctg	ccaataacta	taaagaggtt	4260
tgccacatt	ttattccaaa	agttttaagt	tttgccttc	atcttgaagt	ctaattgtatc	4320
aggaaactggc	ttttgtgcct	gttgggaggt	agtgatccaa	ttccatgtct	tgeatgtagg	4380
taaccactgg	tcctgcgccc	atgtattcaa	tacgtcgtct	ttctcctgcg	ggtctgcaat	4440
ctcacctacc	atccatcaag	ttccataggg	gccatgggtc	tgcttctggg	ctccctgttc	4500
tgttccattg	tcaatttgtc	tatcctgtgc	cagtatcaca	ctgtgtttat	tacaatagct	4560
ttgtaacagc	tctcgatata	cggtaggaca	tctccctcca	ccttcttttt	ctacttcaga	4620
agtgtcttag	ctaggtcagg	cacggtggct	cacgcctgta	atcccagcac	tttgggaggc	4680
cgacgcggat	ggatcacctg	aggctcaggag	ttttgagaca	gcctggccaa	catggtgaaa	4740
ccccatctct	actaaaaaat	acaaaaatta	gtcaggcatg	gtggcatgtg	cctgtaatcc	4800
cagctatttg	ggaggtgag	gccggagaat	tgcttgaacc	cggggggcgg	aggttgcagt	4860
gagccgagat	cgtaccattg	cactccagcc	tgggtgacag	agcgaactc	tgtctcagga	4920
aaaaaaagaa	aagagatgtc	ttggttatct	ttggttcttt	attattcaat	ataaatttta	4980
gaagctgaat	ttgaaaagat	ttggattgga	atttcattaa	atctacaggt	caatttaggg	5040
agagttgata	atcttacaga	attgagtcac	ctggtgttcc	aataagaata	agagaacaat	5100
tattggctgt	acaattcttg	ccaaatagta	ggcaaagcaa	agcttaggaa	gtatactggt	5160
gccatttcag	gaacaaagct	agggtcgcaat	atcttctctc	ttctgaatca	tgatgctgta	5220
agttctaaag	tgatttctcc	tcttggtctt	ggacacatgg	tgtttaatta	cctactgctg	5280
actatccaca	aacagaaaga	gactggctcat	gccccacagg	ggtggggtat	ccaagataat	5340
ggagcgaggc	tctcatgtgt	cctaggttac	acaccgaaaa	tccacagttt	attctgtgaa	5400
gaaaggaggc	tatgtttatg	atacagactg	tgatattttt	atcatagcct	attctggtat	5460
catgtgcaaa	agctataaat	gaaaaacaca	ggaacttggc	atgtgagtca	ttgctcccc	5520

-continued

```

taaatgacaa ttaataagga aggaacattg agacagaata aaatgatccc cttctggggt 5580
taatttagaa agttccataa ttaggtttaa tagaaataaa tgtaaatttc tatgattaaa 5640
aataaattag cacatttagg gatacacaaa ttataaatca ttttctaaat gctaaaaaca 5700
agctcagggt tttttcagaa gaaagtttta attttttttc tttagtggaa gatatacctc 5760
tgacggaag ttttgatgtg aggggcggat gactataaag tgggcatctt cccccacagg 5820
aagatgttcc catctgtggg tgagaggtgc ccaccgcagc tagggcaggt tacatgtgcc 5880
ctgtgtgtgg taggacttgg agagtgatct ttatcaacgt ttttatntaa aagactatct 5940
aataaaacac aaaactatga tgttcacagg aaaaaagaa taagaaaaaa agaaaaaaa 6000
a 6001

```

<210> SEQ ID NO 10

<211> LENGTH: 1336

<212> TYPE: DNA

<213> ORGANISM: Homo sapiens

<220> FEATURE:

<223> OTHER INFORMATION: SPN glucocorticoid receptor-responsive gene

<400> SEQUENCE: 10

```

gagagacaca gagtccggca ttggtcccag gcagcagtta gcccgccgcc cgctgtgtg 60
tccccagagc catggagaga gccagtctga tccagaaggc caagctggca gagcaggccg 120
aacgctatga ggacatggca gccttcatga aaggcgccgt ggagaagggc gaggagctct 180
cctgcaaga gcgaaacctg ctctcagtag cctataagaa cgtgggtggc ggccagaggg 240
ctgctggag ggtgctgtcc agtattgagc agaaaagcaa cgaggagggc tccgaggaga 300
aggggcccga ggtgcgtgag tacccggaga aggtggagac tgagctccag ggcgtgtgag 360
acaccgtgct gggcctgctg gacagccacc tcatcaagga ggcgggggac gccgagagcc 420
gggtcttcta cctgaagatg aagggtgact actaccgcta cctggccgag gtggccaccg 480
gtgacgacaa gaagcgcatac attgactcag cccggtcagc ctaccaggag gccatggaca 540
tcagcaagaa ggagatgccg cccaccaacc ccatccgctt gggcctggcc ctgaactttt 600
ccgtcttcca ctacgagatc gccaacagcc ccgaggaggg catctctctg gccaaagaca 660
ctttcgacga ggccatggct gatctgcaca ccctcagcga ggactcctac aaagacagca 720
ccctcatcat gcagctgctg cgagacaacc tgacactgtg gacggccgac aacgccgggg 780
aagagggggg cgaggctccc caggagcccc agagctgagt gttgcccgcc accgccccgc 840
cctgccccct ccagtcccc accctgccga gaggactagt atggggtggg aggccccacc 900
cttctccccct aggcgtgtt cttgctccaa agggctccgt ggagagggac tggcagagct 960
gaggccacct ggggtgtggg atcccactct tcttgagct gttgagcgca cctaaccact 1020
ggtcatgccc ccaccctgc tctccgacc cgcttctctc cgaccccagg accaggtac 1080
ttctcccctc ctcttgctc cctcctgccc ctgctgctc tgatcgtagg aattgaggag 1140
tgtccccctc tgtggctgag aactggacag tggcaggggc tggagatggg tgtgtgtgtg 1200
tgtgtgtgtg tgtgtgtgtg tgtgcgcgag cgccagtgca agaccagat tgagggaaag 1260
catgtctgct ggggtgtgacc atgtttctc tcaataaagt tcccctgtga cactcaaaaa 1320
aaaaaaaaa aaaaaa 1336

```

<210> SEQ ID NO 11

-continued

```

<211> LENGTH: 2240
<212> TYPE: DNA
<213> ORGANISM: Homo sapiens
<220> FEATURE:
<223> OTHER INFORMATION: LAPTM5 glucocorticoid receptor-responsive gene

<400> SEQUENCE: 11
ggagggcagc cagcagcttc cccttctctg ccttgctcca ggcaccaggc tctttcccct    60
tcagtgtctc agaggagggg acggcagcac catggacccc cgcttgcca ctgtccgcca    120
gacctgtgc  tgcttaatg tccgcatcgc aaccaccgcc ctggccatct accatgtgat    180
catgagcgtc ttgttttca tcgagcactc agtagaggtg gcccatggca aggcgtcctg    240
caagctctcc cagatgggct acctcaggat cgctgacctg atctccagct tctgtctcat    300
caccatgctc ttcacatca gcctgagcct actgatcggc gtagtcaaga accgggagaa    360
gtacctgctg cccttctctg ccttgcaaat catggactat ctctgtgccc tgetcaccct    420
gctgggctcc tacattgagc tgcccgccta cctcaagttg gcctcccgga gccgtgctag    480
ctctccaag  ttcccctga tgacgctgca gctgctggac ttctgcctga gcatcctgac    540
cctctgcagc tcctacatgg aagtgcccac ctatctcaac ttcaagtcca tgaaccacat    600
gaattacctc cccagccagg aggatatgcc tcataaccag ttcacaaaga tgatgatcat    660
cttttccatc gccttcatca ctgtccttat cttcaaggtc tacatgttca agtgcgtgtg    720
gcggtgctac agattgatca agtgcataaa ctcggtggag gagaagagaa actccaagat    780
gctccagaag gtggtcctgc cgtcctacga ggaagccctg tctttgccat cgaagacccc    840
agaggggggc ccagcaccac ccccatactc agaggtgtga ccctcgcag gccccagccc    900
cagtgtctgg aggggtggag ctgcctcata atctgctttt ttgctttggt gggcccctgtg    960
gcctgggtgg gcctcccgc ccctcctcgg caggacaatc tgcttgctgc tcctcctctg    1020
gcctgctcct cctgcagggc ctgtgagctg ctcaaacctg ggtcaacgct ttaggctgag    1080
tcactcctcg ggtctctcca taattcagcc caacaatgct tggtttattt caatcagctc    1140
tgacacttgt ttagacgatt ggccattcta aagttggtga gtttgcctaa caactatcga    1200
cttgatcagt tcagccaagc aactgacaaa tcaaaaaccc acttgcagct tcagtaaaat    1260
aatttggtca aacaacagtc tattgcattg atttataaat agttgtcagct tcacatagca    1320
atttaataca gtaatcatta attagttacc ccctatatat aaatatatgt aatcaatttc    1380
ttcaaatagc ttgcttcatat gataatcaat tagccaacca tgagtcattt agaatagtga    1440
taaatagaat acacagaata gtgatgaaat tcaattttaa aaatcacggt agcctccaaa    1500
ccatttaatt caaatgaacc catcaactgg atgccaactc tggcgaatgt aggacctctg    1560
agtggctgta taattgttaa ttcaaatgaa attcatttaa acagttgaca aactgtcatt    1620
caacaattag ctccaggaaa taacagttat ttcataataa aacagtcctt tcaaacacac    1680
aattgttctg ctgaagagtt gtcatacaaa atccaatgct cacctattca gttgctctgt    1740
ggtcagtgct gctgcataac agtggattcc atgaaaggag tcattttagt gatgagctgc    1800
cagtccattc ccaggccagg ctgtcgtctg ccatccattc agtcgattca gtcataaggcg    1860
aatctgttct gcccaggctt tgtggtaaac caaaaattca gccctgaaat caggcacatc    1920
tgttcgttgg actaaaccca caggtttagtt cagtcaaagc aggcacacccc cttgtgggca    1980
ctgaccctgc cactggggtc atggcgggtg tggcagctgg ggagggttgg ccccaacagc    2040
cctcctgtgc ctgcttccct gtgtgtcggg gtcctccagg gagctgaccc agaggtggag    2100

```

-continued

```

gccacggagg cagggctctc ggggactgtc ggggggtaca gagggagaag gctctgcaag 2160
agctccctgg caatacccc ttgtgtaatt gctttgtgtg cgacaggag gaagtttcaa 2220
taaagcagca acaagcttct                                     2240

```

```

<210> SEQ ID NO 12
<211> LENGTH: 3039
<212> TYPE: DNA
<213> ORGANISM: Homo sapiens
<220> FEATURE:
<223> OTHER INFORMATION: GP5M2 glucocorticoid receptor-responsive gene
<400> SEQUENCE: 12

```

```

aggcgcagag gagggcgggt ttgagaccgg cggagcggcg ggaccctag gtggcggagg 60
gacgctccgg gaaagcgagg ggcgctacga gctctggccc acgtgacctg ccggggggcg 120
gagcaggggg cgcgcggccc tctgcggtg cccctgcctt ggggaggggc cgtgaccacc 180
cgtctgtcgc ccgagcgggc cgcgctgca ccttcaccgc gtaccggga cccgcccgc 240
cgcgggagaa atgttgctga agtgctgtg aaagggccag agatgcaagg atttgggata 300
cattttgaac cttaagctg tctgacctg acctccttc attattaata aagaagaatc 360
aggagcttag gatgtattaa caccaactca ttaatatact aaccggacaa tgttctacaa 420
acaattctac attgtaaagg actggattgg cacaaaataa aataatttta tttattcag 480
cttataatat gactcgatgg aggaaaattt gataagcatg agagaagacc attcctttca 540
tgttcgttac agaatggaag cttcttgctt agagctggcc ttggaagggg aacgtctatg 600
taaatcagga gactgcgcgc ctggcgtgtc attccttgaa gctgcagttc aagtgggaac 660
tgaagacctt aaaacactta gcgctattta cagccagtgg ggcaatgctt atttctattt 720
gcatgattat gccaaagcat tagaatatca ccatcatgat ttaacccttg caaggactat 780
tggagaccag ctgggggaag cgaaagctag tggtaactct ggaaacacct taaaagttct 840
tgggaatttt gacgaagcca tagttgtgtg tcagcgacac ctagatattt ccagagagct 900
taatgacaag gtgggagaag caagagcact ttacaactct gggaatgtgt atcatgcca 960
agggaaaagt tttggttgcc ctggtcccca ggatgtagga gaatttccag aagaagttag 1020
agatgctctg caggcagccc tggattttta tgaggaaaac ctatcattag tgactgcttt 1080
gggtgaccga gcggcacaag gacgtgcctt tggaaactct ggaaacacac attacctcct 1140
tggcaacttc agggatgcag ttatagctca tgagcagcgt ctccttattg caaagaatt 1200
tggagataaa gcagctgaaa gaagagcata tagcaacctt ggaaatgcat atatatttct 1260
tggatgaattt gaaactgcct cgggaactca caagaagaca ctactgttgg cccgacagct 1320
taaagaccga gctgtagaag cacagtcttg ttacagtctt ggaatacat atactttact 1380
tcaagactat gaaaaggcca ttgattatca tctgaagcac ttagcaattg ctcaagagct 1440
gaatgataga attggtgaag gaagagcatg ttggagctta ggaaatgcat acacagcact 1500
aggaaatcat gatcaagcaa tgcattttgc tgaaaagcac ttggaaattt caagagaggt 1560
tggggataaa agtggtgaac taacagcagc acttaactct tcagaccttc aaatggttct 1620
tggctctgagc tacagcacia ataactccat aatgtctgaa aatactgaaa ttgatagcag 1680
tttgaatggt gtacgcccc agttgggagc ccggcatagt atggaaaata tggaaactat 1740
gaagttaaca ccagaaaagg tacagaactg gaacagtga atctctgcta agcaaaaacc 1800

```

-continued

tcttattgcc	aaaccttctg	caaagctact	ctttgtcaac	agactgaagg	ggaaaaaata	1860
caaaacgaat	tcttccacta	aagttctcca	agatgccagt	aattctattg	accaccgaat	1920
tccaaattct	cagaggaaaa	tcagtgcaga	tactattgga	gatgaagggt	tctttgactt	1980
attaagccga	tttcaaagca	ataggatgga	tgatcagaga	tggtgcttac	aagaaaagaa	2040
ctgccataca	gcttcaacaa	caacttcttc	cactccccct	aaaatgatgc	taaaaacatc	2100
atctgttctc	gtggtatccc	ccaacacgga	tgagttttta	gatcttcttg	ccagctcaca	2160
gagtcgcccgt	ctggatgacc	agagggctag	tttcagtaat	tgccagggc	ttcgtctaac	2220
acaaaacagc	cagtcggtac	ttagccacct	gatgactaat	gacaacaaag	aggctgatga	2280
agatttcttt	gacatccttg	taaaatgtca	aggatccaga	ttagatgatc	aaagatgtgc	2340
tccaccacct	gtaccacaa	agggtcggac	agtaccagat	gaagactttt	tcagccttat	2400
tttacgggcc	cagggaaaga	gaatggatga	acagagagtt	cttttcaaaa	gagatcaaaa	2460
cagagacact	gactttgggc	taaaggactt	tttgcaaaa	aatgctttgt	tggagttaa	2520
aaattcaggg	aaaaaatcgg	cagaccatta	gttactatgg	atttatttt	ttcctttca	2580
aacacggtaa	ggaaacaatc	tattactttt	ttccttaaaa	ggagaattta	tagcactgta	2640
atacagctta	aaatattttt	agaatgatgt	aaatagttta	ccttcagtag	tctattaagg	2700
cattaatact	tctctggaca	tgccggtttg	agggtgagg	ggcctgtaa	gggtctcat	2760
cgtctgtgat	tactgcttgg	gatgtgttct	ttggcagctt	gtgagattac	tttacctagt	2820
gtttataaag	taggaagtta	agtgaatcat	agattagaat	ttaatactct	tatggaata	2880
attttttaac	atcttaattg	acaatggcgt	ttttttat	ataacatgg	atgtagtggg	2940
aaacaatggt	gtttggtaaa	aataatgtac	ttgatcaatg	taaaaaagta	tataaaatag	3000
tcttactaaa	aatctaggtt	tttttttctc	ccaaaaaa			3039

<210> SEQ ID NO 13

<211> LENGTH: 7018

<212> TYPE: DNA

<213> ORGANISM: Homo sapiens

<220> FEATURE:

<223> OTHER INFORMATION: SORT1 glucocorticoid receptor-responsive gene

<400> SEQUENCE: 13

ggcgggcccgc	ccggggcgga	ggtgtcggcg	tcggcggcat	tcggcggcga	tggagcggcc	60
ctggggagct	gcggaaggcc	tctcgcgctg	gccccatggc	ctgggcctcc	tcctcctcct	120
gcagctgctg	ccgcccgcga	ccctcagcca	ggaccggctg	gacgcgccgc	cgcgcgccgc	180
tcgcccgcctg	ccgcccgcgt	ctggccccat	cggggtgagc	tgggggctgc	ggcggccgc	240
agccgggggc	gcgtttcccc	gcggcggcgc	ttggcgtcgc	agcgcgccgg	gcgaggacga	300
ggagtgcggc	cgggtccggg	acttcgtcgc	caagctggcc	aacaacacgc	accagcatgt	360
gtttgatgat	ctcagaggct	cagtatcctt	gtcctggggt	ggagatagca	ctgggggtcat	420
tctagtcttg	actaccttcc	atgtaccact	ggtaattatg	acttttggac	agtccaagct	480
atatcgaagt	gaggattatg	ggaagaactt	taaggatatt	acagatctca	tcaataaac	540
ctttattcgg	actgaatttg	gcatggctat	tggtcctgag	aactctggaa	aggtggtgtt	600
aacagcagag	gtgtctggag	gaagtcgtgg	aggaagaatc	ttcagatcat	cagattttgc	660
gaagaatttt	gtgcaaacag	atctcccttt	tcatcctctc	actcagatga	tgtatagccc	720
tcagaattct	gattatcttt	tagctctcag	cactgaaaat	ggcctgtggg	tgtccaagaa	780

-continued

ttttggggga	aaatgggaag	aaatccacaa	agcagtatgt	ttggccaaat	ggggatcaga	840
caacaccatc	ttctttacaa	cctatgcaaa	tggctcctgc	aaagctgacc	ttggggctct	900
ggaattatgg	agaacttcag	acttgggaaa	aagcttcaaa	actattgggtg	tgaaaaatcta	960
ctcatttggg	cttgggggac	gtttcctttt	tgctctctgtg	atggctgata	aggataccac	1020
aagaaggatc	cacgtttcaa	cagatcaagg	ggacacatgg	agcatggccc	agctcccctc	1080
cgtgggacag	gaacagttct	attctattct	ggcagcaaat	gatgacatgg	tattcatgca	1140
tgtagatgaa	cctggagaca	ctgggtttgg	cacaatcttt	acctcagatg	atcgaggcat	1200
tgtctattcc	aagtcttttg	accgacatct	ctacactacc	acaggcggag	agacggactt	1260
taccaacgtg	acctcccctc	ggggcgtcta	cataacaagc	gtgctctccg	aagataattc	1320
tatccagacc	atgatcaact	ttgaccaagg	aggaaggtgg	acgcacctga	ggaagcctga	1380
aaacagtgaa	tgtgatgcta	cagcaaaaaa	caagaatgag	tgacgccttc	atattcatgc	1440
ttcctacagc	atctcccaga	aactgaatgt	tccaatggcc	ccactctcag	agccgaatgc	1500
cgtaggcatt	gtcattgtct	atggtagcgt	gggggatgcc	atctcagtga	tggttccaga	1560
tgtgtacatc	tcagatgatg	ggggttactc	ctggacaaaag	atgctggaag	gaccccacta	1620
ttacaccatc	ctggattctg	gaggcatcat	tgtggccatt	gagcacagca	gccgtcctat	1680
caatgtgatt	aagttctcca	cagacgaagg	tcaatgctgg	caaacctaca	cgttcaccag	1740
ggaccccatc	tatttccactg	gcctagcttc	agaacctgga	gctaggtcca	tgaatatcag	1800
catttggggc	ttcacagaat	ctttcctgac	cagccagtgg	gtctcctaca	ccattgattt	1860
taaagatata	cttgaagga	actgtgaaga	gaaggactat	accatatggc	tggcacactc	1920
cacagaccct	gaagattatg	aagatggctg	catttggggc	tacaaagaac	agtttctgctg	1980
gctacgcaag	tcacccgtgt	gtcagaatgg	tcgagactat	gttgtgacca	agcagccctc	2040
catctgcctc	tgttccctgg	aggactttct	ctgtgatttt	ggctactacc	gtccagaaaa	2100
tgactccaag	tgtgtggaac	agccagaact	gaagggccac	gacctggagt	tttgtctgta	2160
cggagagaaa	gaacacctaa	caacaaatgg	gtaccggaaa	attccagggg	acaaatgcca	2220
gggtggggta	aatccagttc	gagaagtaaa	agacttgaaa	aagaaatgca	caagcaactt	2280
tttgagtccg	gaaaaacaga	attccaagtc	aaattctggt	ccaattatcc	tggccatcgt	2340
gggattgatg	ctggtcacag	tcgtagcagg	agtgctcatt	gtgaagaaat	atgtctgtgg	2400
gggaaggttc	ctggtgcate	gatactctgt	gctgcagcag	catgcagagg	ccaatgggtg	2460
ggatggtgtg	gatgcttttg	acacagcctc	ccacactaat	aaaagtggtt	atcatgatga	2520
ctcagatgag	gacctcttgg	aatagctctt	cagaggagct	ggacccagca	tggatgggtg	2580
aaccacagta	cctcttacac	tccctgtggc	tccaacttca	ggaataaat	ttcccattgc	2640
gagggaccca	gctctgtttc	tgctgcttcc	atcaaagcca	aaaggaccta	cactaaagaa	2700
atgcaggggtg	ggggtgggga	accctgagca	cttttttaca	attggctctg	agaaaaaggg	2760
agacatttta	aattctttaa	cttcttattt	ctcgtcctgt	ctctttgcaa	agtatgggct	2820
tttttgtttt	tgttttttaa	gggaaacgaa	atggaattcg	aagggacctt	ttcactaacc	2880
ccacttctgt	gtgttctgca	tggcgctctc	cccagggcat	ctgccaaactc	cagtatcagc	2940
tctcacagtg	tacttggtac	catccctggg	ctctgctggc	gagacgaaac	agctgtagag	3000
atgaaaacag	gctgcagagg	ctggcacagc	ctggccggct	tttctccatc	tggggacagt	3060

-continued

cctactccaa	gaacactgca	caccagctcc	tcacacagat	cccacttact	cttttttttt	3120
ttttcagaga	ccacagacca	cagtgatttt	tcttttcct	tgtttaatta	ggcaataccc	3180
ttgtaattg	ccctttggca	actaacttaa	ccatgtgctt	cccacacagt	acatcaggaa	3240
aacttacagg	gcaatatttt	taacttgggg	caggaagaag	ggagcagcag	agaattgact	3300
agatatagca	cctattaaaa	gagaactcct	gcttctctg	agatttttca	agetgtgctt	3360
tggtgtgtg	ccagtagact	tacgcaagga	cagggtaaca	acttagctgg	aagtctgccc	3420
aggctgaatg	atctcttccc	tagagttgat	tgctgggtac	acagtgtaa	ccccgaaga	3480
cggaaacctca	cagtcttcca	tgttcccttc	ttaactgtcg	tggtgctcgt	tgetaaatca	3540
tgacaatggc	tgctatctg	ctgcttctta	ggttgctgtt	gtacatggaa	ccaggactag	3600
agattttttc	agatttatag	acttaaaaaa	ttagaatttt	attaccaggc	tttccctctc	3660
accccttttt	tctgactttg	ccaagtaatt	tgttgacacg	aaaattttgg	aggaaccaat	3720
tgaaaacaca	cttccagtct	agatgatgct	ttgtgtgata	cattaagttc	ttattttggg	3780
ttaaaagaag	ttttccattt	gatacttctc	taaattaaat	aaattataga	atgtagttgg	3840
gtggattttg	gggtggccat	atagtaatgg	aaagctgcaa	taattagttt	taatacagct	3900
tgaatatttg	ctatatagaa	atatagtatg	gaaagttttt	ggctttaatg	tagctactgt	3960
gcgggtcaca	gtttctccca	atgattatga	ctgggacatt	ctttgtaga	taccatttgc	4020
tactagttta	ttttgtggct	agaaagtccg	ttttgtgtgt	tttttttttt	ttttatttga	4080
agtgccaaat	taacttttagt	cagaatgtga	gcagatggct	aagtctctctc	ctccccagaa	4140
tggaattaaca	gctgcgtgga	aagtggggga	gagagtggat	ggagactttt	agagatgta	4200
aaactgcagt	agaatgaaat	gagtcaggga	gcttcagtta	gaaaaataag	ttgaggcagt	4260
ttttgtgaag	ataatatggt	tagggctgga	gtgcactagt	ctttttgctt	atcatttttg	4320
catggtttta	aaattaaata	taattccgaa	gatacaccag	ctcacaatg	aaaacgtcag	4380
cctctgcccc	accctccctc	ctgccccaaag	tgaatttggg	actcagaaaa	gaactgttta	4440
taccactcac	ctttctccca	gcagtactc	actgtgggca	gatgcaccaa	tacatggtaa	4500
tcctcttact	cattttaaga	cgtaggaaac	tcaatattct	tctctaacca	tatacgatag	4560
ggctcttctc	ttttaatgat	atctgggatt	tctgtggaac	ttggcaaat	ttcagagcac	4620
cttccactcac	ataatgtcat	ttgaacctca	caatgttctt	gggatggagt	cagttgttca	4680
gggtccccgt	gtgtgtgata	agcagtgtg	gctggctgtc	ttcagaactc	ttggaaatct	4740
ttacacatgc	gagtgtctaac	cactttgagc	aaggctgctt	tcttgtagat	gacttgctgt	4800
tctttatgac	agggatcagt	ggcatttgtt	tcctagcagt	athtagcacc	tttttgccac	4860
cttgggtaac	agaaaattgt	attttcctgt	ctttcatggc	tgaaaaaaaa	agtaaatggga	4920
attttaata	cgtttgacaga	aactgcccct	cccctcattg	agggtcactg	ctcaagagtg	4980
caggagtgga	ctctccactg	atgggtctcc	ctccccatcc	tggtttccac	cccgggctgg	5040
ctagctctgt	tggtttgaag	actgacagcc	agcctggctc	attctcatta	ttggctagtt	5100
agctttcttt	atcaacctgc	tcactcacia	atgtgtgccc	tcagccagag	agtaagaaag	5160
cccaaatctg	ttacagcttc	taaaaaata	gatttctaat	ttgtcctact	catgtagga	5220
gcattatctt	tgaaggtaaa	acatagtgtg	tcattgtgtg	aactcccagg	cttgatgtag	5280
cagaagagat	catttctgga	ggcttcagca	atggaattta	gcattataag	agagattgga	5340
caaaccagtc	caaagtggct	cgagtcttca	aatccaggta	gggaactcac	tcttctttct	5400

-continued

```

tctctggacc taattgggca ttgggcttta gtgagaccac agaccaggcc cgtctctcct 5460
gtaggctttt aattcaatgg caactctatt tcaaagaata aaagcctttg gagagttgcg 5520
gcagttctgg gggcgggctc aggagagtcc atagatcagc cgtaactgga acgtagaate 5580
tacgtctgcc tctgaatgga cttcccacct cctctctctt gctctgatgc ttgectctgg 5640
gcctctccat gcccagggtg gtctttcatc cttgacaggc tggtaatgtg ctggccacct 5700
ccagctcctg catcgagtct gtaaaccaga gctggttctc atggccttcg tcacgatacc 5760
aggatacggg ggggagccca gggccatcca taccaccccc agggtaacgg ggctggcctg 5820
gcattagtca ttatttagtt tccaggccaa ccatccagat agagattccc tctttccttt 5880
gagcagtget ctcaagagct cegtgcctgt ccacaatgac ctagagtgca tctgtctcat 5940
tgtcagtgta gcccctgcgc cctatattca tccaggatac ttggaagtgc taaaatagga 6000
agggattcgg ctttcaactt tgctaccatc ttcctgaag caggaaaatg aacatggact 6060
taaatgttct ttgaaaaaac caaagtttta agatttctg tgtgatgaag tgacagggag 6120
ggcggagtc agcaggtgcc agactttctg ttctgtctgc catgggtttg tccagctcag 6180
gtagctctag gagcaccatc ctgcctcagc agagcccagg ccttgcctc atgaagcatc 6240
attgaaatag caggagcatg ttgatttctt ggttaggttg cattataata acaagagtca 6300
gaacattaat tcgaaacaac ttgcagtatg catttcttca caccagtaca ttcttaagtg 6360
tacttgttta taagaaataa cataaactaa tctgtacctt tatatatatg tgtgtgtaca 6420
tatatacata tataaactgt atagtgtaca tggtaatgat ttattgctat gcccagatc 6480
cttaatgtag ttctcatcct ccgcatgccc tcagccacaa gcgggtgact gactgttccc 6540
tgatgatttg gccccctcc tgtgtttgga cctctagga ggagggtttt ggtcactc 6600
tccttatcct cgtgcacaga aatgctcagg gtcccatgt gcctgttgtt cagccctc 6660
tctgttccc tttctgagca tgtggtcctt ccccaggctg tgggacagct gccttcccac 6720
gaaagtgtaa agcagtatta agatcattac tgcagtgtcc ctaaaaaacc aagttttcta 6780
ttcccttagg acagaaaatt gcatgtgagg tgggataatc gagtttcagt gaccacgtc 6840
agttacacat taaagccaga ccccatgata aaattccaca aatggaaat aaaactcaa 6900
tttcttagc attgtgtaaa taaatctgaa tgtgtttaac tttgtactgg taattttctg 6960
tatatttggg atatttgggt taaaaataaa acagactgga ctttgttacc tgacctac 7018

```

<210> SEQ ID NO 14

<211> LENGTH: 1749

<212> TYPE: DNA

<213> ORGANISM: Homo sapiens

<220> FEATURE:

<223> OTHER INFORMATION: DPT glucocorticoid receptor-responsive gene

<400> SEQUENCE: 14

```

gtgacattgt ttgcaaaaat cccaggcagc atggacctca gtcttctctg ggtacttctg 60
cccctagtca coatggcctg gggccagat ggcgattatg gataccata ccagcagtat 120
catgactaca gcgatgatgg gtgggtgaa ttgaaccggc aaggcttcag ctaccagtgt 180
ccccaggggc aggtgatagt ggccgtgagg agcatcttca gcaagaagga aggttctgac 240
agacaatgga actacgcctg catgcccacg ccacagagcc tcggggaacc cacggagtgc 300
tggtgggagg agatcaacag ggctggcatg gaatggtacc agacgtgctc caacaatggg 360

```

-continued

ctggtggcag gattccagag cgcctacttc gagtcagtgc tggatcggga gtggcagttt	420
tactgttgtc gctacagcaa gaggtgccca tattcctgct ggctaacaac agaatatcca	480
ggctactatg gtgaggaaat ggacatgatt tectacaatt atgattacta tatccgagga	540
gcaacaacca ctttctctgc agtggaaagg gatcgccagt ggaagttcat aatgtgccgg	600
atgactgaat acgactgtga atttgcaaat gtttagattt gccacatacc aaatctgggt	660
gaaaggaaa gggccgggga caggagggtg tccacatatg ttaacatcag ttggatctcc	720
tatagaagtt tctgctgctc tctttccttc tccctgagct ggtaactgca atgccactt	780
cctgggcctt tctgactagt atcacacttc taataaaatc cacaattaaa ccatgtttct	840
cactttttcac atgtttcata gcaactgctt tatatgactg atgatggctt ccttgcacac	900
cacatataca gtgcgcatgc ttacagccgg gcttctggag caccagctgc agcctggcta	960
ctgcttttta ctgcagaatg aactgcaagt tcagcatagt ggaggggaga ggcagaactg	1020
gaggagaggt gcagtgaagg ttctctacag ctaagcctgt ttgaatgata cgtaggttcc	1080
ccacaaaag caggctttct gccctgaggg acatcttccc actcccctgc tccacatgag	1140
ccatgcatgc ttagcaatcc aagtgcagag ctctttgctc caggagtgag gagactggga	1200
ggtgaaatgg gaaatggaa gggtttggag gcagagctga aaacagggtt ggaaggattt	1260
cctgaattag aagacaaaag ttagcatacc cagtaaggaa aatgagtga ggggccaggg	1320
gaaccctga ggatcactct caaatgagat taaaaacaag gaagcagaga atggtcagag	1380
aatgggattc agattgggaa cttgtgggga tgagagtgc caggttgaac tgggaagtgg	1440
aaaaaggagt ttgagtcact ggcacctaga agcctgcccc cgattcctag gaaggctggc	1500
agacaccctg gaaccctggg gagctactgg caaactctcc tggattgggc ctgatttttt	1560
tggtgggaaa ggctgcacct gggatcaact ttccttctgt gtgtggctca ggagttcttc	1620
tgagagatg gcctatctt tctctctct gtgatgtct gctcccaacc attgtactc	1680
ttcattacaa aagaaataaa aatattaacg ttcactatgc tgaataaaa aaaaaaaaa	1740
aaaaaaaa	1749

<210> SEQ ID NO 15

<211> LENGTH: 2478

<212> TYPE: DNA

<213> ORGANISM: Homo sapiens

<220> FEATURE:

<223> OTHER INFORMATION: NR1 glucocorticoid receptor-responsive gene

<400> SEQUENCE: 15

gcagttggtg aaactcctct gtctcccgt catcttttca ttgctcgttc cctccttcc	60
cgcagacacc cggacctccc ctgggcgcca gctccggcgc tccaacgggt ccagaaacaa	120
gccggatttt tttttttct tccctgaaat tggcttttgg gtgtgttgc ctacctccct	180
cctccccctc ccaccacag ccccccccgc gccttttttt ttttttttt tttttttgag	240
acatggcccc ggcagtggct cctggaagag gaacaagtgt gggaaaagg agaggaagcc	300
ggagctaaat gacagatgc aggcgacttg agacacaaaa agagaagcgt tctctcggga	360
tccaggcatt gcctcgtgc tttcttttct ccaagacggg ctgaggattg tacagctcta	420
ggcggagttg gggtctcttg gatcgcttag attctcctct ttgctgcatt tcccccaag	480
tctctgttct ccccgctctg cctgcggacc cggagaaggg agaatggaga gggggctgcc	540
gctcctctgc gccgtgctg cctcgtctct cgccccggcc ggcgcttttc gcaacgataa	600

-continued

```

atgtggcgat actataaaaa ttgaaagccc cgggtacctt acatctcctg gttatcctca 660
ttcttatcac ccaagtgaaa aatgcgaatg gctgattcag gctccggacc cataccagag 720
aattatgate aacttcaacc ctcacttcga tttggaggac agagactgca agtatgacta 780
cgtggaagtc ttcgatggag aaaatgaaaa tggacatttt aggggaaagt tctgtggaaa 840
gatagcccct cctcctgttg tgtcttcagg gccatttctt tttatcaaat ttgtctctga 900
ctacgaaaca catggtgcag gattttccat acgttatgaa attttcaaga gaggtcctga 960
atgttcccag aactacacaa cacctagtgg agtgataaag tcccccgat tccctgaaaa 1020
atatcccaac agccttgaat gcacttatat tgtctttgcg ccaaaagatgt cagagattat 1080
cctggaattt gaaagctttg acctggagcc tgactcaaat cctccagggg ggatgttctg 1140
tcgctacgac cggtagaaa tctgggatgg attcctgat gttggcctc acattgggag 1200
ttactgtgga cagaaaaaac caggtcgaat cgcacctca tcgggcattc tctccatggt 1260
tttttacacc gacagcgcga tagcaaaaaga aggtttctca gcaaaactaca gtgtcttgca 1320
gagcagtgtc tcagaagatt tcaaatgtat ggaagctctg ggcattggaat caggagaaat 1380
tcattctgac cagatcacag cttcttccca gtatagcacc aactggtctg cagagcctc 1440
ccgctgaac taccctgaga atgggtggac tcccggagag gattcctacc gagagtggat 1500
acaggtagac ttgggccttc tgcgctttgt cacggctgtc gggacacagg gcgccatttc 1560
aaaaaaaacc aagaagaaat attatgtcaa gacttacaag atcgacgta gctccaacgg 1620
ggaagactgg atcaccataa aagaagggaaa caaacctgtt ctctttcagg gaaacaccaa 1680
ccccacagat gttgtggttg cagtattccc caaacctg ataactcgat ttgtccgaat 1740
caagcctgca acttgggaaa ctggcatac tatgagattt gaagtatacg gttgcaagat 1800
aacagattat ccttgcctg gaatgttggg tatggtgtct ggacttattt ctgactccca 1860
gatcacatca tccaaccaag gggacagaaa ctggatgctt gaaaacatcc gcctggtaac 1920
cagtcgctct ggctgggcac tccaccccgc acctcattcc tacatcaatg agtggctcca 1980
aatagacctg ggggaggaga agatcgtgag gggcatcacc attcagggtg ggaagcaccg 2040
agagaacaag gtgttcata ggaagttaa gatcgggtac agcaacaacg gctcggactg 2100
gaagatgatc atggatgaca gcaaacgcaa ggcaagtct tttgagggca acaacaacta 2160
tgatacacct gagctcggga cttttccagc tctctccagc cgattcatca ggatctacce 2220
cgagagagcc actcatggcg gactggggct cagaatggag ctgctgggct gtgaagtgga 2280
agcccctaca gctggaccga ccaactccaa cgggaacttg gtgatgaat gtgatgacga 2340
ccaggccaac tgccacagtg gaacaggtga tgacttcag ctcacaggtg gcaccactgt 2400
gctggccaca gaaaagccca cggtcataga cagcaccata caatcaggta tcaataaaaa 2460
tacgaaatgt gacagatt 2478

```

<210> SEQ ID NO 16

<211> LENGTH: 3372

<212> TYPE: DNA

<213> ORGANISM: Homo sapiens

<220> FEATURE:

<223> OTHER INFORMATION: ACSL5 glucocorticoid receptor-responsive gene

<400> SEQUENCE: 16

```

taaaaccagg aagtgaagtc cccgagcagc ttagaaagcc tgacatggcc tgactcggga 60

```

-continued

cagctcagag cagggcagaa ctggggacac tctgggcccgg ccttotgect gcatggacgc	120
tctgaagcca ccctgtctct ggaggaacca cgagcgaggg aagaaggaca gggactcgtg	180
tggcaggaag aactcagagc cggaagccc ccattcacta gaagcactga gagatgcggc	240
ccccctgcag ggtctgaatt tcctgctgct gttcacaag atgcttttta tctttaactt	300
tttgtttcc cacttccga ccccgcggt gatctgcac ctgacatttg gagctgecat	360
cttctgtgg ctgatacca gacctcaacc cgtcttacct cttcttgacc tgaacaatca	420
gtctgtggga attgagggag gagcacggaa gggggtttcc cagaagaaca atgacctaac	480
aagttgtgc ttctcagatg ccaagactat gtatgaggtt ttccaaagag gactcgtgt	540
gtctgacaat gggccctgct tgggatatag aaaaccaaac cagccctaca gatggctatc	600
ttacaaacag gtgtctgata gagcagagta cctgggttcc tgtctcttgc ataaaggta	660
taaatcatca ccagaccagt ttgtcggcat ctttgctcag aataggccag agtggatcat	720
ctccgaattg gcttgttaca cgtactctat ggtagctgta cctctgtatg acacctggg	780
accagaagcc atcgtacata ttgtcaacaa ggctgatac gccatggtga tctgtgacac	840
accccaaaag gcattggtgc tgatagggaa tgtagagaaa ggcttcccc cgagcctgaa	900
ggtgatcatc cttatggacc cctttgatga tgacctgaag caaagagggg agaagagtgg	960
aattgagatc ttatccctat atgatgctga gaacctaggc aaagagcact tcagaaaacc	1020
tgtgctcct agcccagaag acctgagcgt catctgcttc accagtggga ccacaggtga	1080
ccccaaagga gccatgataa cccatcaaaa tattgtttca aatgctgctg cctttctcaa	1140
atgtgtggag catgcttatg agcccactcc tgatgatgtg gccatcctt acctccctct	1200
ggctcatatg tttgagagga ttgtacaggc tgttgtgtac agctgtggag ccagagtgg	1260
atttctcaa ggggatattc ggttctggc tgacgacatg aagacttga agcccacatt	1320
gtttcccgcg gtgcctgcac tccttaacag gatctacgat aaggtacaaa atgaggccaa	1380
gacacccttg aagaagtctt tgttgaagct ggctgtttcc agtaaatca aagagcttca	1440
aaaggtatc atcaggcatg atagtctctg ggacaagctc atctttgcaa agatccagga	1500
cagcctgggc ggaagggctc gtgtaattgt cactggagct gccccatgt ccacttcagt	1560
catgacatc ttccgggcag caatgggatg tcagggtgat gaagcttatg gtcaaaacaga	1620
atgcacaggt ggctgtacat ttacattacc tggggactgg acatcaggtc acgttgggg	1680
gcccctggct tgcaattacg tgaagctgga agatgtggct gacatgaact actttacagt	1740
gaataatgaa ggagaggtct gcatcaaggg tacaacgtg ttcaaaggat acctgaagga	1800
ccctgagaag acacaggaag ccctggacag tgatggctgg cttcacacag gagacattgg	1860
tcgctggctc ccgaatggaa ctctgaagat catcgaccgt aaaaagaaca tttcaagct	1920
ggcccaagga gaatacatg caccagagaa gatagaaaat atctacaaca ggagtcaacc	1980
agtgttacia atttttgtac acggggagag cttacggtca tccttagtag gagtgtggt	2040
tcctgacaca gatgtacttc cctcatttgc agccaagctt ggggtgaagg gctccttga	2100
ggaactgtgc caaaaccaag ttgtaagggg agccatttta gaagacttgc agaaaattgg	2160
gaaagaaagt ggccttaaaa cttttgaaca ggtcaaagcc atttttcttc atccagagcc	2220
attttcatt gaaaatgggc tcttgacacc aacattgaaa gcaaaagcag gagagcttcc	2280
caataacttt cggaccctaa ttgacagcct gtatgagcac atccaggatt aggataaggt	2340
acttaagtac ctgccggccc actgtgcact gcttgtgaga aaatggatta aaaactattc	2400

-continued

```

ttacatttgt tttgccttcc ctcctatttt tttttaacct gttaaactct aaagccatag 2460
cttttgtttt atattgagac atataatgtg taaacttagt tcccaaataa atcaatcctg 2520
tctttcccat cttcgatggt gctaataatta aggcttcagg gctactttta tcaacatgcc 2580
tgtcttcaag atcccagttt atgttctgtg tcttccctca tgatttccaa ccttaatact 2640
attagtaacc acaagttcaa gggtcaaaagg gaccctctgt gccttcttct ttgttttgtg 2700
ataaacataa cttgccaaca gtctctatgc ttatttacet cttctactgt tcaaaactaag 2760
agatttttaa attctgaaaa actgcttaca attcatgttt tctagccact ccacaaaacca 2820
ctaaaatttt agtttttagcc tatcactcat gtcaatcata tctatgagac aaatgtctcc 2880
gatgctcttc tgcgtaaat aaattgtgta ctgaaggaa aagtttgatc ataccaaaaca 2940
tttctctaac tctctagtta gatatctgac ttgggagat taaaaattgg gtctatgaca 3000
tattgtccaa aaggaatgct gttcttaaag cattatttac agtaggaact ggggagtaaa 3060
tctgttccct acagtttget gctgagctgg aagctgtggg ggaaggagtt gacagggtggg 3120
cccagtgaac ttttccagta aatgaagcaa gcaactgaata aaaacctcct gaactgggaa 3180
caaagatcta caggcaagca agatgcccac acaacaggct tattttctgt gaaggaacca 3240
actgatctcc cccaccttgg gattagagtt cctgctctac cttaccacata gataaacacat 3300
gttgtttcta cttgtaaatg taaagtcttt aaaataaact attacagata cttaaaaaaaa 3360
aaaaaaaaaa aa 3372

```

<210> SEQ ID NO 17

<211> LENGTH: 5243

<212> TYPE: DNA

<213> ORGANISM: Homo sapiens

<220> FEATURE:

<223> OTHER INFORMATION: BICR3 glucocorticoid receptor-responsive gene

<400> SEQUENCE: 17

```

agcgtgagac tgcgcccctc cggcacggaa aaggccaggc gacagggtgc gcttgaaaag 60
actgggcttg tcttctgtgg tgcattgctc gtccgctctc gggcagcagg tttacaaagg 120
aggaaaacga cttcttctag attttttttt cagtttcttc tataaatcaa aacatctcaa 180
aatggagacc taaaatcctt aaagggactt agtctaactc cgggaggtag ttttgtgcat 240
gggtaaacaa attaagtatt aactgggtgt ttactatcca aagaatgcta attttataaa 300
catgatcgag ttatataaag tataccataa tgagtttgat tttgaatttg atttgtggaa 360
ataaaggaaa agtgattcta gctggggcat attgttaaag catttttttc agagttggcc 420
aggcagtctc ctactggcac attctcccat tatgtagaat agaaatagta cctgtgtttg 480
ggaaagattt taaaatgagt gacagttatt tggaacaaag agctaataat caatccactg 540
caaatataag aacatgcgag atgaaagtgt tgacacatta aaatacttct acagtgacaa 600
agaaaaatca agaacaaagc tttttgatat gtgcaacaaa tttagaggaa gtaaaaagat 660
aaatgtgatg attggtaacg aaattatcca gttatttaca aggccactga tatttttaac 720
gtccaaaagt ttgttttaaa gggctgttac cgctgagaat gatgaggatg agaatgatgg 780
ttgaaggtta ctttttagga aatgaagaaa cttagaaaat taatataaag acagtgatga 840
atacaagaaa gatttttata acaatgtgta aaatttttgg ccagggaaag gaatattgaa 900
gttagatata attacttacc tttgagggaa ataattgttg gtaatgagat gtgatgtttc 960

```

-continued

tcttgcacc	tgaaaacaaa	gcattgaagt	ctgcagttga	aaagcccaac	gtctgtgaga	1020
tccaggaaac	catgcttgca	aaccactggt	aaaaaaaaaa	aaaaaaaaaa	aaaaaagcca	1080
cagtgacttg	cttattggtc	attgctagta	ttatcgactc	agaacctctt	tactaatggc	1140
tagtaaatca	taattgagaa	attctgaatt	ttgacaaggt	ctctgctggt	gaaatggtaa	1200
atattattatt	ttttttgtca	tgataaatc	tggttcaagg	tatgctatcc	atgaaataat	1260
ttctgaccaa	aactaaattg	atgcaattg	attatccatc	ttagcctaca	gatggcatct	1320
ggtaactttt	gactgtttta	aaaaataaat	ccactatcag	agtagatttg	atgttggcct	1380
cagaaacatt	tagaaaaaca	aaagtccaaa	aatgttttca	ggaggtgata	agttgaataa	1440
ctctacaatg	ttagttcttt	gagggggaca	aaaaatttaa	aatctttgaa	aggtcttatt	1500
ttacagccat	atctaaatta	tcttaagaaa	atttttaaca	aagggaatga	aatatatatc	1560
atgattctgt	ttttccaaaa	gtaacctgaa	tatagcaatg	aagttcagtt	ttgttattgg	1620
tagtttgggc	agagtctctt	tttgacgac	ctgttgctca	ccataattac	agaggacatt	1680
tccatgttct	agccaagtat	actattagaa	taaaaaaact	taacattgag	ttgcttcaac	1740
agcatgaaac	tgagtccaaa	agaccaaaatg	aacaaacaca	ttaatctctg	attatttatt	1800
ttaaatagaa	tatttaattg	tgtaagatct	aatagtatca	ttatacttaa	gcaatcatat	1860
tctgatgat	ctatgggaaa	taactattat	ttaattaata	tgaaaccag	gttttaagat	1920
gtgttagcca	gtcctgttac	tagtaaatct	ctttatttgg	agagaaattt	tagattgttt	1980
tgttctcctt	attagaagga	ttgtagaag	aaaaaatga	ctaattggag	aaaaattggg	2040
gatatatcat	atctcactga	attcaaaatg	tcttcagttg	taaatcttac	cattatttta	2100
cgtacctcta	agaaataaaa	gtgcttctaa	ttaaaatag	atgtcattaa	ttatgaaata	2160
cttcttgata	acagaagttt	taaaatagcc	atcttagaat	cagtgaaata	tggtaatgta	2220
ttattttctt	cctttgagtt	aggtcttggt	cttttttttc	ctggccacta	aatttcacaa	2280
tttccaaaa	gcaaaataaa	catattctga	atatttttgc	tgtgaaacac	ttgacagcag	2340
agctttccac	catgaaaaga	agcttcatga	gtcacacatt	acatcttggg	gttgattgaa	2400
tgccactgaa	acattctagt	agcctggaga	agttgaccta	cctgtggaga	tgccctgccat	2460
taaatggcat	cctgatggct	taatacacat	cactcttctg	tgaagggttt	taattttcaa	2520
cacagcttac	tctgtagcat	catgtttaca	ttgtatgtat	aaagattata	caaagtgca	2580
attgtgtatt	tcttctctaa	aatgtatcag	tataggattt	agaatctcca	tgttgaaact	2640
ctaaatgcat	agaaataaaa	ataataaaaa	atttttcatt	ttggcttttc	agcctagtat	2700
taaaactgat	aaaagcaaag	ccatgcacaa	aactacctcc	ctagagaaag	gctagtccct	2760
ttcttctccc	attcattttca	ttatgaacat	agtagaaaac	agcatattct	tatcaaattt	2820
gatgaaaagc	gccaacacgt	ttgaactgaa	atacgacttg	tcatgtgaac	tgtaccgaat	2880
gtctacgtat	tccacttttc	ctgctggggg	tcctgtctca	gaaaggagtc	ttgctcgtgc	2940
tggtttctat	tacactgggt	tgaatgacaa	ggtaaatgc	ttctgtgtg	gcctgatgct	3000
ggataactgg	aaaagaggag	acagtcttac	tgaaaagcat	aaaaagtgt	atcctagctg	3060
cagattcgtt	cagagtctaa	attccgtaa	caacttgaa	gctacctctc	agcctacttt	3120
tccttcttca	gtaacaaatt	ccacacactc	attacttccg	ggtagagaaa	acagtggata	3180
tttccgtggc	tcttattcaa	actctccatc	aaatcctgta	aactccagag	caaatcaaga	3240
ttttctgccc	ttgatgagaa	gttctctacca	ctgtgcaatg	aataacgaaa	atgccagatt	3300

-continued

```

acttactttt cagacatggc cattgacttt tctgtcgcca acagatctgg caaaagcagg 3360
cttttactac ataggacctg gagacagagt ggcttgcttt gcctgtggtg gaaaattgag 3420
caattgggaa ccgaaggata atgctatgtc agaacacctg agacattttc ccaaattgccc 3480
atztatagaa aatcagcttc aagacacttc aagatacaca gtttctaate tgagcatgca 3540
gacacatgca gcccgcctta aaacattctt taactggccc tctagtgttc tagttaatcc 3600
tgagcagctt gcaagtgcgg gtttttatta tgtgggtaac agtgatgatg tcaaatgctt 3660
ttgtgtgat ggtggactca ggtgtggga atctggagat gatccatggg tcaacatgc 3720
caagtggttt ccaagggtgtg agtacttgat aagaattaaa ggacaggagt tcatccgtca 3780
agttcaagcc agttaccctc atctacttga acagctgcta tccacatcag acagcccagg 3840
agatgaaat gcagagtcat caattatcca ttttgaacct ggagaagacc attcagaaga 3900
tgcaatcatg atgaatactc ctgtgattaa tgctgccgtg gaaatgggct ttagtagaag 3960
cctggtaaaa cagacagttc agagaaaaat cctagcaact ggagagaatt atagactagt 4020
caatgatctt gtgttagact tactcaatgc agaagatgaa ataaggaag aggagagaga 4080
aagagcaact gaggaaaaag aatcaaatga tttattatta atccggaaga atagaatggc 4140
actttttcaa catttgactt gtgtaattcc aatcctggat agtctactaa ctgccggaat 4200
tattaatgaa caagaacatg atgttattaa acagaagaca cagacgtctt tacaagcaag 4260
agaactgatt gatacgattt tagtaaaagg aaatattgca gccactgtat tcagaaactc 4320
tctgcaagaa gctgaagctg tggtatatga gcatttattt gtgcaacagg acataaaata 4380
tattcccaca gaagatgttt cagatctacc agtggaagaa caattgcgga gactacaaga 4440
agaaagaaca tgtaaagtgt gtatggacaa agaagtgtcc atagtgttta ttccttggg 4500
tcatctagta gtatgcaaag attgtgtctc ttccttaaga aagtgtccta tttgtaggag 4560
tacaatcaag ggtacagttc gtacatttct ttcattgaaga agaaccaaaa catcgtctaa 4620
actttagaat taatttatta aatgtattat aactttaact tttatcctaa tttggtttcc 4680
ttaaaatfff tatttatftha caactcaaaa aacattgttt tgtgtaacat atttatatat 4740
gtatctaaac catatgaaca tatatfffft agaaactaag agaatgatag gcttttgttc 4800
ttatgaacga aaaagaggta gcactacaaa cacaatattc aatcaaaatt tcagcattat 4860
tgaattgta agtgaagtaa aacttaagat atttgagtta acctttaaga attttaaata 4920
ttttggcatt gtactaatac cggaacatg aagccagggtg tgggtgatg tgccgtgatg 4980
cccaggctga ggcaagagaa ttacttgagc ccaggagttt gaatccatcc tgggcagcat 5040
actgagaccc tgccfthaaa aacaacaga acaaaaacaa aacaccaggg acacatttct 5100
ctgtctffff tgatcagtgt cctatacatc gaaggtgtgc atatatgttg aatgacattt 5160
tagggacatg gtgtttttat aaagaattct gtgagaaaaa atttaataaa gcaacaaaaa 5220
ttactcttaa aaaaaaaaaa aaa 5243

```

<210> SEQ ID NO 18

<211> LENGTH: 1579

<212> TYPE: DNA

<213> ORGANISM: Homo sapiens

<220> FEATURE:

<223> OTHER INFORMATION: NNMT glucocorticoid receptor-responsive gene

<400> SEQUENCE: 18

-continued

gaggaggtgc ttgccagaca ctgggtcatg gcagtggtcg gtgaagctgc agttgcctag	60
ggcagggatg gagagagagt ctgggcatga ggagagggtc tcgggatgtt tggctggact	120
agattttaca gaaagcctta tccaggtttt taaaattact cttccagac ttcactgag	180
actccttctt cagccaacat tccttagccc tgaatacatt tcctatctc atctttccct	240
tctttttttt cctttctttt acatgtttaa atttaaacca ttcttcgtga cccctttct	300
tgggagattc atggcaagaa cgagaagaat gatggtgctt gttaggggat gtcctgtctc	360
tctgaacttt ggggtcctat gcattaaata attttcctga cgagctcaag tgctccctct	420
ggtctacaat ccctggcggc tggccttcat cccttgggca agcattgcat acagctcatg	480
gccctccctc taccatacce tccaccccgc ttcgctcaag ctccctctc cggaatttc	540
atcatttctt agaacagcca gaacatttgt ggtctatttc tctgttagtg ttaaccaac	600
catctgttct aaaagaaggg ctgaactgat ggaaggaatg ctgttagcct gagactcagg	660
aagacaactt ctgcagggtc actccctggc ttctggagga aagagaagga gggcagtgct	720
ccagtggtac agaagtgaga cataatgaa tcaggcttca cctccaagga cacctatcta	780
agccatttta accctcgga ttacntagaa aaatattaca agtttggttc taggactct	840
gcagaaagcc agattctta gcacctctg aaaaatctt tcaagatatt ctgctagac	900
ggtgtgaagg gagacctgct gattgacatc ggctctggcc ccactatcta tcagctctc	960
tctgcttgty aatcctttaa ggagatgctc gtcactgact actcagacca gaacctgcag	1020
gagctggaga agtggtgaa gaaagagcca gaggccttg actggtcccc agtggtgacc	1080
tatgtgtgty atcttgaagg gaacagatc aaggtccag agaaggagga gaagttgaga	1140
caggcggta agcaggtgct gaagtgtgat gtgactcaga gccagccact gggggccgctc	1200
cccttaccce cggtgactg cgtgctcagc aactgtgctc tggatgccgc ctgccagac	1260
ctccccacct actgcagggc gctcaggaac ctccgcagcc tactgaagcc agggggcttc	1320
ctggtgatca tggatgcgct caagagcagc tactacatga ttggtgagca gaagttctcc	1380
agcctcccc tggccggga ggcagtagag gctgctgtga aagaggctgg ctacacaatc	1440
gaatggtttg aggtgatctc gcaaagtat tctccacca tggccaacaa cgaaggactt	1500
ttctccctgg tggcgaggaa gctgagcaga cccctgtgat gcctgtgacc tcaattaaag	1560
caattccttt gacctgtca	1579

<210> SEQ ID NO 19

<211> LENGTH: 980

<212> TYPE: DNA

<213> ORGANISM: Homo sapiens

<220> FEATURE:

<223> OTHER INFORMATION: IGFBP6 glucocorticoid receptor-responsive gene

<400> SEQUENCE: 19

gcggcggcgg gcagcagctg cgctgcgact gctctggaag gagaggacgg ggcacaaacc	60
ctgacctga cccccacag gctgctgcca ccgctgctgc tgetgctage tctgctgctc	120
gctgccagcc caggaggcgc cttggcgcgg tgcccaggct gcgggcaagg ggtgcaggcg	180
ggttgtccag ggggtcgcgt ggaggaggag gatggggggt ccagaccga gggctgcgcg	240
gaagctgagg gctgtctcag gaggaggagg caggagtgcg ggtctacac ccctaactgc	300
gccccaggac tgcagtcca tccgcccaag gacgacgagg cgcctttgcg ggcgctgctg	360
ctcggccgag gccgctgcct tccggcccgc gcgcctgctg ttgcagagga gaatcctaag	420

-continued

```

gagagtaaac cccaagcagg cactgcccgc ccacaggatg tgaaccgcag agaccaacag 480
aggaatccag gcacctctac cacgcctccc cagcccaatt ctgcgggtgt ccaagacact 540
gagatggggc catgcccgtag acatctggac tcagtgtctg agcaactcca gactgaggtc 600
taccgagggg ctcaaacact ctacgtgccc aattgtgacc atcgaggctt ctaccggaag 660
cggcagtgcc gtcctccca ggggcagcgc cgaggtcctt gctggtgtgt ggatcggatg 720
ggcaagtccc tgccagggtc tccagatggc aatggaagct cctcctgcc cactgggagt 780
agcggctaaa gctgggggat agaggggctg cagggccact ggaaggaaca tggagctgtc 840
atcactcaac aaaaaaccga ggccctcaat ccaccttcag gccccgccc atgggcccct 900
caccgctggt tggaaagagt gttggtgtg gctggggtgt caataaagct gtgcttgggg 960
tcgctgaaaa aaaaaaaaaa 980

```

<210> SEQ ID NO 20

<211> LENGTH: 7346

<212> TYPE: DNA

<213> ORGANISM: Homo sapiens

<220> FEATURE:

<223> OTHER INFORMATION: PLXNC1 glucocorticoid receptor-responsive gene

<400> SEQUENCE: 20

```

gcgaggagga aacggtgccg gagcgcgcag ggcttgctgc cgccaccgcc gctgcacagg 60
ctgccggagc gaggcctgcc cgcgccgcc tccccgctct ccttcctggg cgagctgcgg 120
ggatggggcg gccgcgggag cccgagcgcg cgcaggaacc gccgccgccg ccgcccggt 180
ctcctgtgcc gcgcgcctga gccgcctgc cgccgcgcg cctgcccgg gggcgccccc 240
cccagcccca tggaggcttc ccggaggaag gcgcgcgcgc gccccccgcg cccgcagcg 300
cactgcccc tgctgcctta tctgtggca ctggcgctc ccggccgggg cgcggacgag 360
cccggtggc ggtcggagca agccatcgga gccatcgcgg cgagccagga ggacggcgtg 420
ttgtggcga gcggcagctg cctggaccag ctggactaca gcctggagca cagcctctcg 480
cgctgtacc gggaccaagc gggcaactgc acagagccgg tctcgctggc gccccccgcg 540
cggccccgcg ccgggagcag cttcagcaag ctgctgtctg cctaccgca gggggcgcc 600
ggcctcgggg ggctgctgct caccggctgg acctcgacc ggggcgcctg cgaggtgcgg 660
cccctgggca acctgagccg caactccctg cgcaaccgca ccgaggtggt gtcgtgccac 720
ccgcagggct cgacggccgg cgtggtgtac cgcgcgggcc ggaacaaccg ctggtacttg 780
gcggtggcgg ccacctacgt gctgcctgag ccggagacgg cgagccgctg caaccccgcg 840
gcatccgacc acgacacggc catcgcgctc aaggacacgg aggggcgcag cctggccaag 900
caggagctgg ggcgcctcaa gctgtgagc ggcgcgggca gcctgcaact cgtggacgcc 960
ttctctgga acggcagcat ctacttcccc tactaccctt acaactacac gagcggcgt 1020
gccaccggct ggcccagcat ggcgcgcatc gcgcagagca ccgaggtgct gttccagggc 1080
caggcatccc tgactgcgg ccacggccac cccgacggcc gccgcctgct cctctcctcc 1140
agcctagtgg aggcctgga cgtctggcg ggagtgttca gcgcggccgc tggagagggc 1200
caggagcggc gctccccac caccacggcg ctctgcctct tcagaatgag tgagatccag 1260
gcgcgcgcca agagggtcag ctgggacttc aagacggccg agagccactg caaagaaggg 1320
gatcaacctg aaagagtcca accaatcgca tcactacct tgatccattc cgacctgaca 1380

```

-continued

tccgtttatg gcaccgtggt aatgaacagc actgttttat tcttggggac tggagatggc	1440
cagttactta aggttattct tggtgagaat ttgacttcaa attgtccaga ggttatctat	1500
gaaattaaag aagagacacc tgttttctac aaactcgttc ctgatcctgt gaagaatatac	1560
tacatttatac taacagctgg gaaagaggtg aggagaattc gtgttgcaaa ctgcaataaa	1620
cataaatcct gtccggagtg ttaacagacc acagaccctc actcgggttg gtgccattcg	1680
ctacaaaggt gcacttttca aggagattgt gtacattcag agaacttaga aaactggctg	1740
gatatttcgt ctggagcaaa aaagtgcctc aaaattcaga taattcgaag cagtaaagaa	1800
aagactacag tgactatggt gggaaagcttc tctccaagac actcaaagtg catggtgaag	1860
aatgtggact ctagcagggg gctctgccag aataaaagtc agcccaaccg gacctgcacc	1920
tgtagcatcc caaccagagc aacctacaaa gatgtttcag ttgtcaacgt gatgttctcc	1980
ttcggttctt ggaatttatac agacagattc aactttacca actgctcacc attaaaagaa	2040
tgcccagcat gcgtagaaaac tggctgcgcg tgggtgtaaaa gtgcaagaag gtgtatccac	2100
cccttcacag cttgcgaccc ttctgattat gagagaaaacc aggaacagtg tccagtggct	2160
gtcgagaaga catcaggagg aggaagaccc aaggagaaca aggggaacag aaccaaccag	2220
gctttacagg tcttctacat taagtccatt gagccacaga aagtatcgac attagggaaa	2280
agcaacgtga tagtaacggg agcaaacctt acccgggcat cgaacatcac aatgatcctg	2340
aaaggaacca gtacctgtga taaggatgtg atacaggtta gccatgtgct aaatgacacc	2400
cacatgaaat tctctcttcc atcaagccgg aaagaaatga aggatgtgtg tatccagttt	2460
gatggtgga actgctcttc tgtgggatcc ttatcctaca ttgctctgcc acattgttcc	2520
cttatatttc ctgctaccac ctggatcagt ggtggtcaaa atataacat gatgggcaga	2580
aattttgatg taattgacaa cttaatcatt tcacatgaat taaaggaaa cataaatgtc	2640
tctgaatatt gtgtggcgac ttactgcggg tttttagccc ccagttttaa gagttcaaaa	2700
gtgcgcacga atgtcactgt gaagctgaga gtacaagaca cctacttggg ttgtggaacc	2760
ctgcagtatc gggaggaccc cagattcacg gggatcggg tggaatccga ggtggacaca	2820
gaactggaag tgaaaattca aaaagaaaat gacaacttca acatttccaa aaaagacatt	2880
gaaattactc tcttccatgg ggaaaatggg caattaaatt gcagttttga aaatattact	2940
agaaatcaag atcttaccac catcctttgc aaaattaaag gcatcaagac tgcaagcacc	3000
attgccaaact cttctaagaa agttcgggtc aagctgggaa acctggagct ctacgtcgag	3060
caggagtcat ttccttccac atggatattt ctgattgtgc tccctgtctt gctagtgatt	3120
gtcatttttg cggccgtggg ggtgaccagg cacaaatcga aggagctgag tcgcaaacag	3180
agtcaacaac tagaattgct ggaaagcgag ctccggaaaag agatacgtga cggccttgct	3240
gagctgcaga tggataaatt ggatgtggtt gatagttttg gaactgttcc cttccttgac	3300
tacaaacatt ttgctctgag aactttcttc cctgagtcag gtggcttccac ccacatcttc	3360
actgaagata tgcataacag agacgccaac gacaagaatg aaagtctcac agctttggat	3420
gccctaactc gtaataaaaag ctttcttgtt actgtcatcc acacccttga aaagcagaag	3480
aacttttctg tgaaggacag gtgtctgttt gcctccttcc taaccattgc actgcaaac	3540
aagctggtct acctgaccag catcctagag gtgctgacca gggacttgat ggaacagtg	3600
agtaacatgc agccgaaact catgctgaga cgcacggagt ccgtcgtcga aaaactcctc	3660
acaaactgga tgtccgtctg cctttctgga tttctccggg agactgtcgg agagcccttc	3720

-continued

tatttgctgg tgacgactct gaaccagaaa attaacaagg gtcccgtgga tgtaatcact 3780
tgcaaagccc tgtacacact taatgaagac tggctgttgt ggacaggtcc ggaattcagt 3840
actgtggcat taaacgctgt ctttgaaaaa atcccggaaa acgagagtgc agatgtctgt 3900
cggaatattt cagtcaatgt tctcgactgt gacaccattg gccaaagcaa agaaaagatt 3960
ttccaagcat tcttaagcaa aaatggctct ccttatggac ttcagcttaa tgaattggt 4020
cttgagcttc aaatgggac acgacagaaa gaacttctgg acatcgacag ttctccgtg 4080
attcttgaag atggaatcac caagctaac accattggcc actatgagat atcaaatgga 4140
tccactataa aagtctttaa gaagatagca aattttactt cagatgtgga gtactcggat 4200
gaccactgcc atttgatttt accagattcg gaagcattcc aagatgtgca aggaaagaga 4260
catcgagggga agcacaagtt caaagtaaaa gaaatgtatc tgacaaagct gctgtcgcacc 4320
aagggtggcaa ttcattctgt gcttgaaaaa ctttttagaa gcatttggag tttaccaaac 4380
agcagagctc catttgctat aaaatacttt tttgactttt tggacgcccga ggctgaaaac 4440
aaaaaaaaatca cagatcctga cgtcgtacat atttgaaaaa caaacagcct tcctcttcgc 4500
ttctgggtaa acatcctgaa gaacctcag tttgtcttgg acattaagaa gacaccacat 4560
atagacggct gtttgtcagt gattgcccag gcattcatgg atgcattttc tctcacagag 4620
cagcaactag ggaaggaagc accaactaat aagcttctct atgccaagga tatcccaacc 4680
tacaaaagaag aagtaaaatc ttattacaaa gcaatcaggg atttgcctcc attgtcatcc 4740
tcagaaatgg aagaattttt aactcaggaa tctaagaaac atgaaaatga atttaatgaa 4800
gaagtggcct tgacagaaat ttacaaatc atcgtaaaat attttgatga gattctaaat 4860
aaactagaaa gagaacgagg gctggaagaa gctcagaaac aactcttga tgtaaaagtc 4920
ttatttgatg aaaagaagaa atgcaagtgg atgtaagcac tctggggcct ggcttaactc 4980
ggcaaagttc ttcagacgac ttgggagcaa aatggctgct tgagctactc tgtgtcgtta 5040
atttgttgtg tgcacatagg ttcactttg ggactgtct ttttaagaga ccaaggcaca 5100
tgcacagctt ttagaaaagca taccaacctt tgtgctctgt tgtataccgt gggaaacctt 5160
ctgtaaatag agttgaagtgt gttgttgcaa acagcctcct tgtttacaga gaatacaagg 5220
ccagtaagcg aatgtcagta ttgtaactac agtctccact taagcacaat gatataagt 5280
gttttgtttg aaaactacag ctatgtagca cttgtgtctac actgcacctc tgcattgtaa 5340
agggatactg ccagtgtcga aaacaaaatg tgaaatgagt catttggaaa caaggtgggg 5400
gtgttagggc aacctcaggg atttgcagca ttgaaacttt cccagtagt tcttgaaaaa 5460
gctgaccgca gaatttggtg gtgtacactt agcatttgtg agtgtgtgtg tgtgtttaa 5520
ccaaaaacta acagtgttgc aacattgttg aaagggtctg tgtttttcag tggatcatca 5580
ctgcactcca tcaaactcac ctccatttca ccaaggagct ctaaagtaag gagagtgggc 5640
tttattttaa tgaacagcat tttaaccaga tactttgtcc taatgtatgt tccttttctt 5700
catctgtttt ttcatactaa atgtatttga tagtggacat gttggatatt atacaaaaaa 5760
atcattaatt catttctgtt ccaaaacctt tgatcagaac gatctgtgga agagtaactc 5820
catttctata tgagtgagt tctccttgc ttagatttct ggtgaacctt gtggttatga 5880
atacttgtgt gtgattttaa aaaaaaaga tacattttac atttcatcga attgctgttc 5940
acactggagt attatatata aatatatata tttgaggccc aaggcctgaa aaatattagt 6000

-continued

```

atacaacttg gtatcttagt cttactatgt actttttgaa agtattcctc gcaggagaaa 6060
gaatttaaaa taccattttt attcatgctt ttctttttaa agaattctct atccagttat 6120
actgtagtct ttttagtgcg gattttttaa ttctgaatt tttgctgctc atgaccagtt 6180
ttaataccac tgtgttttcc ttctattaaa ccagaagaag taaacagcat aattggcaac 6240
tcttgagctt ttcttgctgc aggcaccttt tacccttggg gctccaaatc ccccatctag 6300
gaaagaaaaa tttttcaagt caaataacat tgatcacata ttcttgaaa tcatttacca 6360
acactgtatg gagcattagg atttaaatat gaatttgcct taaaggcaat tcctttttgc 6420
ttctgtatta tctggaaaag catgagagag gtgacacctc aacaaactga tcagagaaaa 6480
taagcagtta ctaccctgat aggcaccttc ccaatcctgt tgcttttgac cattgtctgt 6540
ccaacggaca cacctcaaac aaacaaaact accaaataga tgacagatca gaataaaggt 6600
gagaggtctg gtccccattg aaggctgcta cagtcttcaa agagggtgaag gagttcataa 6660
gagaacaaca gtaggaaagt tgagagccaa gggtaggaga gttgccccaa agacttcccc 6720
tactacttta gggtagtgaa aactcaagg atcagctaca gctttatcta agtatttact 6780
aaatgctaca tgagggtgct cctgtccagc tttctggcac atgagtcctg tgtggagagt 6840
tacctctct tccagggact gtgctgctgg gaactttggg caagtcaact acctctttgt 6900
gcctcaattt ctgtataata tttctaagct acctcaactg ggtggtatga agattcacta 6960
atgtatgtag cgtgtttgc aatcctccag tgaaaagcac tatctagatc acattttgga 7020
tcacattagc caaatgcagt aaatggccaa attagatgtg tgctgaagac aatcagtcac 7080
tgggtctata ttaaaccagc accagagcaa caaatggcaa acaatttcta tttcaagtt 7140
tctttgcata ttttttggtt gcaaaaacct ttataaactt tttttttaa cactagtgtc 7200
tacagcagca ttcaaaaaa ttctgttacc ttttctgtat taggatttaa agtctatttc 7260
ttattgtata cctgattgaa gctgttcttg gagatgaatg ttttaaatgt ctatatccaa 7320
aaaataaaca ttttgatgta actgtg 7346

```

<210> SEQ ID NO 21

<211> LENGTH: 2828

<212> TYPE: DNA

<213> ORGANISM: Homo sapiens

<220> FEATURE:

<223> OTHER INFORMATION: SLC46A3 glucocorticoid receptor-responsive gene

<400> SEQUENCE: 21

```

agaacagtga cagcgccgcg gcagccgacc ccgcctcctc ggcggacagc gatgctcagc 60
tggtgcgccg cgagtcacgc cctagcgtcg gcagggccgc tgaccgaccg acggaggcgc 120
cgattggccg attgtccact gcgcagaagg agcagctgct ccgccccccg ccgccccgcg 180
ctgaggccga ggtccgcagg gcccggggga agccgagggc tgccggagaa cctgacaggt 240
gtcactcggg acgcggaagt gcgcttgccg aggtttgctt tacaatacgc ttgagactcc 300
ccgacaagcg taatttggtc gagttcgacg ggaaagtact ctccccaccc cagcgccggc 360
cgcgtagtcc gaggttactg tccccggcgc gtcctctggt gccccagtcg agaggctgce 420
cttgaacccc ggcgcgcacg agcgcagggc atccgaggcg acagcccccg gcacggcccc 480
acctgtaccg agcctggcag gaagactgta atcgtgggaa tacagctacc taccaggca 540
atatgaagat tttatttcta gaacctgcca ttttccttag tgcatttgcg atgactttga 600
ccggtccact gacaacgcaa tatgtttatc ggagaatatg ggaagaaact ggcaactaca 660

```

-continued

ctttttcadc tgatagcaat atttctgagt gtgaaaaaaaa caaaagcagc ccaatTTTTg	720
cattccagga ggaagtccag aaaaaagtgt cacgttttaa tctgcagatg gacataagtg	780
gattaattcc tggctagtgt tctacattca tacttttgtc tattagtgat cactacggac	840
gaaaattccc tatgattttg tcttcogttg gtgctcttgc aaccagcgtt tggctctgtt	900
tgctttgcta ttttgccctt ccattccagc ttttgattgc atctaccttc attggtgcat	960
tttgggcaa ttataccaca ttttggggag cttgctttgc ctatatagtt gatcagtgta	1020
aagaacacaa acaaaaaaca attcgaatag ctatcattga ctttctactt ggacttgta	1080
ctggactaac aggactgtca tctggctatt ttattagaga gctaggtttt gagtggcgt	1140
ttctaattat tgctgtgtct cttgctgtta attgateta tattttattt tttctcggag	1200
atccagttaa agagtgttca tctcagaatg ttactatgtc atgtagttaa ggcttcaaaa	1260
acctatttta ccgaacttac atgcttttta agaatgcttc tggtaagaga cgatttttgc	1320
tctgttgtt actttttaca gtaatcactt atttttttgt ggttaattggc attgccccaa	1380
tttttatcct ttatgaattg gattcaccac tctgctggaa tgaagttttt ataggttatg	1440
gatcagcttt gggtagtgcc tcttttttga ctagtctct aggaatatgg cttttttctt	1500
attgatgga agatattcat atggccttca ttgggatttt taccacgatg acaggaatgg	1560
ctatgaccgc gtttgccagt acaaacactga tgatgttttt agccagggtg ccgttccttt	1620
tcactattgt gccattctct gttctacggt ccatgttgtc aaaagtgggt cgttcgactg	1680
aacaaggta cctgtttget tgtattgctt tcttagaac acttgaggga gtcactgcag	1740
tttctacttt taatggaatt tactcagcca ctggtgcttg gtaccctggc ttcactttcc	1800
tgctgtctgc tggctgttga ctactccag ccatcagtct atgtgttgc aagtgtacca	1860
gctggaatga gggaaactat gaacttctta tacaagaaga atccagttaa gatgcttcag	1920
acagagcctg ttaagctgct attgatagtc ggagcttata tactgtgact tctgaagact	1980
atacatgaat tccacaatca gtgctttgtt gatacaaaat ccttaaaagg gaggcacttt	2040
aaagaatag tattttttcac ttttcttaat atgtttcatc ggtgacaggc atgataatat	2100
ttctatatgt aatgggtaat tgggaaaaaa tagatgataa ataaaattgc tctaagaag	2160
ttaaaaaact gaatgaacag ctaatactgg tataaagtaa ctaatgtttg gagccaacat	2220
ttgttccttg tgtcagcaaa aggatattca cattccatga tccctggctg agaattctgc	2280
ctctagtctt tcttaccag ctggtgtcta tccttggtca attataaata ctgctaaggg	2340
catttttaaa atacgatctt gtactcctta aatttgaatc cgtcagcacg gtcactcata	2400
ggaaaatgat caaacaagca agccagtcac gatttgactc cttccatct catttcttac	2460
tgcttacgc tcatcctgag gtccacctg gtctctaaaa acaccatgtg ttctcatgcc	2520
tccatgtctt ttcacacact gttccatttg ctcttctctc cacattacat tgaactttc	2580
aagcctcagt cgaaacattg cttcttctgg atagcagcct tcttgacatc cctcctcact	2640
ccccagtccc tacagggctt ccatagctct ttgtgtgcac ttcgatccca gcattttcca	2700
tcgacttgta attgtttctg ctacctgaca atcatcgct tgagtaactgg gacaaccttt	2760
gattactcat tatatcctca ataaatattt gttgaactaa aaaaaaaaa aaaaaaaaa	2820
aaaaaaaa	2828

-continued

```

<211> LENGTH: 2840
<212> TYPE: DNA
<213> ORGANISM: Homo sapiens
<220> FEATURE:
<223> OTHER INFORMATION: C14orf139 glucocorticoid receptor-responsive
gene

<400> SEQUENCE: 22

gtttttgtgc aggaacagcc cctcccgctt ttgtcctggc ggtgagcacc cagggctaag      60
cttttgaaca ctttctttgt gtttgattc agcccaggca atgcatatth gctttcattt      120
cttcttgagc ttgaggagct cctgggtgca aatcttgaa aatgaggatc tctgagcctt      180
tccaggccag ctctttgttt ttagcagac aattgaggct ttgaaaagga aagtgggtgg      240
gggcacccca caggtggccc tcatcaccca attgccagtg cctgcaggct gcttcagcag      300
aggcccagag tcaaagagga cttaaaacca gctgtcgttt ctcccttagc ttctgtgtat      360
gagagaaacg acttctgttt ttcaaagtaa gaacaaggag gaatttgttt ctaaaagaac      420
attaaaaacac aggctcgtgg tctaaaagca aatggttcag caggatgttc agggccttaa      480
agcacagtca gcaggactca gcctctccca gcacctgctc tccggttgct atggtaacat      540
catccccaac ccaaccacct tgtccagccg agagacagca atcataagga gggacctcgg      600
tttcccccga ggatcctggg ctctctttct gaaacgcttg cttctgagct cagcaaccag      660
gaacaccagg ccagcccate cccagcacct ctgtggagat gagggacaaa gtcctacagt      720
ccctcttctt gttctgatga gaaagggagg gaagaaaaca taccctgagc gcctgcaata      780
tggatcatgac actttcaaaa agcctgtgct atggagtcat gatcagaaac cagagtgtgg      840
agagggctcag cagcctgcct cagagcagcc agctaggcgg ggagtggtaa atttgggact      900
tgtaccagcag catgactggc tccgagccca gtgctccact ctatggaatg ttcctggggc      960
ctcagttgct ttccttctct ttgcaggccg cgggctgctg ccactctggc agctgggtgag      1020
ttagctggag ggcaacatcc caaagcaggg gcagcatgct gctttcctcc tgtgcccact      1080
cctgcgggga agtccgttga ctcccaccgc tgaagggagc tggcaacacc aggatgaggt      1140
cccaggggac gggagcaggt acccaactgtc tgtctacctt cccactggaa aagcacggac      1200
aggccagccc ttgcccggggc aggcagagga cagagtggc tttgcgcggt ctctgcctgc      1260
tgagcagttc caattctct catgggagaa acaaggaggc agtcgcttgt gcatgttcca      1320
gaagttttac tggggaggag gaagcggaca gaggaagctg tgtgtgcatg tgaaggggtg      1380
ggcaggggtg gagggatgca cgcgtatgtg agcatagcat gtgtgagtac tacacacatc      1440
tccatgcaga agcacaactg ggcagccctg gcttccagct ctgggcttca gcacaacaga      1500
caccagcctg tggctctctca gaagccaggg agaccacatc gggctcagga cgttttacc      1560
aaagtccaga gtttttatgc ctctccctgg cattctccat aaagaaggga aggtcagatg      1620
acccttaga tctgtgtcat ctgggaatth ccttgggctg gtttagacac gatgcctct      1680
ttttctcagg atagcagata acctgctttg aaagagggct taattctgtg ggtcctaaat      1740
tttctctctt ctctctctct ttctgtgtgt gtgtgttggg aaaatggcaa gtttccaata      1800
ccagctttgg aggaacgatt acgttttccc tccaatttca agtccgaaag accagagccc      1860
tcattccaaa gccccccacc cagatggatt ttttcgttcc atttgcate cgtcccatgg      1920
gagggcccca tgtctctca gaacccatcc tggaggcagc aggtcgggta gagtgagttt      1980
ggcctgctca tgacctccac ccctgagatt gtgaacaagg atgtctgggg cgatgctgag      2040

```

-continued

```

aatgtttttg aagctgctcc cagatgacgc tgatgatcac accagattga gtgctgcgat 2100
cgcccttgagt ccaacctctg cataaacgag gttctcataa acaagttcac tctaccctaa 2160
gctaagtcta tgtgagcaaa cccacttcat cctttgtacc tggagacctg gttactactaa 2220
cctgatactg acctgttcat gtagctggaa tgggtgtgtt catgcagtgt ggaccaagca 2280
atggcatggg gtgtgtgtgt gtgtgtgtgt gtgtctgtgt gtgtgtgttt gtgtatgcgt 2340
tcacacttgt gtgtgtatat gtgcatgtag atgctgcata aatgattttt gatgtcaaag 2400
acaaacacat tccattgttt taaatattct attatgtaaa caatacgcag agggaccata 2460
tctactcttg tcatattatt tgtgatggta aaacatgcat ttgcaataaa ttaagctttc 2520
tgggaaggca agcagatttg gagccaaacg actgtctcgg aacatgtgtg tgttatctcg 2580
gttcatatca agtccaaagc taatggagcc tccccgccca tccagggagg aacaccagga 2640
ccccggagtt tcttcttagt gctatatttt aaagttgcat tgacgttttc ctccccttc 2700
ttttgtgcaa gttggaagta gcagtgttct aaaagatggg ttgacgtttt tgctgttgtt 2760
ttatgttttt aaaaatgtat ctgctttgtg tttggaaata aaaatctcta ttttgttcta 2820
tgaaaaaaaa aaaaaaaaaa 2840

```

<210> SEQ ID NO 23

<211> LENGTH: 2309

<212> TYPE: DNA

<213> ORGANISM: Homo sapiens

<220> FEATURE:

<223> OTHER INFORMATION: PIAS1 glucocorticoid receptor-responsive gene

<400> SEQUENCE: 23

```

gccccggcgg gccggggcgg ggccaggcgg gctagagggg cgggtctagc ggcggccccc 60
ggcgaagttc actgcgcttg cgctgacaga cgcaagatgg cggacagtgc ggaactaaag 120
caaatgggta tgagccttag agtttctgaa ctccaagtac tgttgggcta cgccgggaga 180
aacaagcacg gacgcaaaca cgaacttctc aaaaaagccc tgcatttgcg aaaggctggc 240
tgtagtcttg ctgtgcaaat gaaaattaag gaactctata ggcggcgggt cccacagaaa 300
atcatgacgc ctgcagactt gtccatcccc aacgtacatt caagtcctat gccagcaact 360
ttgtctccat ctaccattcc acaactcact tacgatggtc acctgcctc atcgccatta 420
ctccctgttt ctcttctggg acctaaacat gaactggaac tcccacatct tacatcagct 480
cttcaccagc tccatccgga tataaaactt caaaaattac cattttatga tttactggat 540
gaactgataa aaccaccagc tctagcatca gacaacagtc agcgctttcg agaaacctgt 600
tttgcatthy ccttgacacc acaacaagtg cagcaaatca gtagtccat ggatatttct 660
gggacaaaat gtgacttcac agtacaggtc cagttaaggt tttgtttatc agaaccagct 720
tgtccacaag aagatcactt cccacccaat ctttgtgtga aagtgaatac aaaaccttgc 780
agccttccag gttaccttcc acctacaaaa aatggcgtgg aaccaaagcg acccagccga 840
ccaattaata tcacctcact tgtccgactg tccacaacag taccaaaacac gattgttgtt 900
tcttgactg cagaaattgg aagaaactat tccatggcag tatatcttgt aaaacagttg 960
tcctcaacag ttcttcttca gaggttacga gcaaagggaa taaggaatcc ggatcattct 1020
agagctttaa ttaaagagaa gttgactcgc gatccagaca gtgaaatagc tacaaccagc 1080
ctaagggttt ctctactatg tccacttggg aaaatgcggc tgacaattcc gtgtcggggc 1140
cttcatgttt ctcatctaca atgttttgac gcaactcttt acattcagat gaatgagaaa 1200

```

-continued

```

aaaccaacct gggtttgtcc tgtctgtgat aagaaggctc catatgaaca ccttattatt 1260
gatggcttgt ttatggaaat cctaaagtac tgtacagact gtgatgaaat acaatttaag 1320
gaggatggca cttgggcacc gatgagatca aaaaaggaag tacaggaagt ttctgcctct 1380
tacaatggag tcgatggatg cttgagctcc acattggagc atcaggtagc gtctcaccac 1440
cagtcctcaa ataaaaacaa gaaagtagaa gtgattgacc taacctaga cagttcatct 1500
gatgaagagg aagaagagcc atctgccaaaggacactgtc ctteccatc tcccacatca 1560
ccactaata ataaaggcat ttaagtctt ccacatcaag catctccagt atcccgcacc 1620
ccaagccttc ctgctgtaga cacaagctac attaatacct ccctcatcca agactatagg 1680
catcctttcc acatgacacc catgccttac gacttacaag gattagattt ctttcctttc 1740
ttatcaggag acaatcagca ttacaacacc tccttgcttg cgcctgcagc agcagcagtt 1800
tcagatgatc aagacctcct acactcgtct cggtttttcc cgtatacctc ctacacagatg 1860
tttcttgatc agttaagtgc aggaggcagt acttctctgc caaccaccaa tggaagcagt 1920
agtggcagta acagcagcct ggtttcttcc aacagcctaa gggaaagcca tagccacacc 1980
gtcacaacaa ggagcagcac ggacacggca tccatctttg gcatcatacc agacattatt 2040
tcattggact gattcccagg cctgctgct cccatcccca cccagatcg aatgaacttg 2100
gcagaaagaa gagaactttg tgctctgttt taccttactc tgtttagaaa agtatacaag 2160
cgtgtttttt ttcctttttt tagggaaaaa attaaaagaa atgtacagag aacaaaacta 2220
tattttcagt tttacttttg tatataaatc taagactgcc tgtgtgataa aacacttggt 2280
taaaaaaaaa aaaaaaaaaa aaaaaaaaaa 2309

```

<210> SEQ ID NO 24

<211> LENGTH: 1740

<212> TYPE: DNA

<213> ORGANISM: Homo sapiens

<220> FEATURE:

<223> OTHER INFORMATION: IDH2 glucocorticoid receptor-responsive gene

<400> SEQUENCE: 24

```

ccagcgttag cccgcggcca ggcagccggg aggagcggcg cgcgctcggc cctctcccgc 60
cctgctcgtt cgctctccag cttgggatgg ccgctacct gcggtcgtg cgctcgtct 120
gcagagcctc aggctcgcgg ccggcctggg cgcggggggc cctgacagcc cccacctcgc 180
aagagcagcc gcggcgccac tatgccgaca aaaggatcaa ggtggcgaag cccgtggtgg 240
agatggatgg tgatgagatg acccgtatta tctggcagtt catcaaggag aagctcatcc 300
tgccccagct ggacatccag ctaaagtatt ttgacctcgg gctcccaaac cgtgaccaga 360
ctgatgacca ggtcaccatt gactctgcac tggccacca gaagtacagt gtggctgtca 420
agtgtgccac catcaccctc gatgaggccc gtgtggaaga gttcaagctg aagaagatgt 480
ggaaaagtcc caatggaact atccggaaca tcctgggggg gactgtcttc cgggagccca 540
tcatctgcaa aaacatccca cgcctagtcc ctggctggac caagcccac accattggca 600
ggcaccgcca tggcgaccag tacaaggcca cagactttgt ggacagccgg gccggcactt 660
tcaaaatggt cttcacccca aaagatggca gtggtgtcaa ggagtggaag gtgtacaact 720
tccccgcagg cggcgtgggc atgggcatgt acaacaccga cgagtccatc tcaggttttg 780
cgcacagctg ctccagatg gccatccaga agaaatggcc gctgtacatg agcaccaga 840

```

-continued

```

acaccatact gaaagcctac gatgggcgtt tcaaggacat ctccagagag atctttgaca 900
agcactataa gaccgacttc gacaagaata agatctggta tgagcaccgg ctcatgatg 960
acatggtggc tcaggtcctc aagtcttcgg gtggctttgt gtgggcctgc aagaactatg 1020
acggagatgt gcagtcagac atcctggccc agggctttgg ctcccttggc ctgatgacgt 1080
ccgtcctggt ctgcctgat ggaagacga ttgaggetga ggccgctcat gggaccgtca 1140
cccgccacta tcgggagcac cagaagggcc ggcccaccag caccaacccc atcgccagca 1200
tctttgcctg gacacgtggc ctggagcacc gggggaagct ggatgggaac caagacctca 1260
tcaggtttgc ccagatgctg gagaagggtg gcgtggagac ggtggagagt ggagccatga 1320
ccaaggacct ggccggctgc attcaogccc tcagcaatgt gaagctgaac gagcacttcc 1380
tgaacaccac ggacttcctc gacaccatca agagcaacct ggacagagcc ctgggcaggc 1440
agtaggggga ggccgccccc atggctgcag tggaggggcc agggctgagc cggcgggtcc 1500
tcttgagcgc ggcagagggt gacgctcaca gccctctct ggaggccttt ctaggggatg 1560
ttttttata agccagatgt ttttaaaagc atatgtgtgt ttccctcat ggtgacgtga 1620
ggcaggagca gtgcgtttta cctcagccag tcagtatggt ttgcatactg taatttatat 1680
tgcccttgga acacatggtg ccatatttag ctactaaaaa gctcttcaca aaaaaaaaaa 1740

```

```

<210> SEQ ID NO 25
<211> LENGTH: 1552
<212> TYPE: DNA
<213> ORGANISM: Homo sapiens
<220> FEATURE:
<223> OTHER INFORMATION: SERPINF1 glucocorticoid receptor-responsive
gene

```

```

<400> SEQUENCE: 25

```

```

ggtcgcttta agaaaaggagt agctgtaatc tgaagcctgc tggacgctgg attagaaggc 60
agcaaaaaaa gctctgtgct ggctggagcc ccctcagtgt gcaggcttag agggactagg 120
ctgggtgtgg agctgcagcg tatccacagg ccccaggatg caggccctgg tgctactcct 180
ctgcattgga gccctcctcg ggcacagcag ctgccagaac cctgccagcc ccccggagga 240
gggctcccca gaccgccaca gcacaggggc gctggtggag gaggaggatc ctttctcaa 300
agtccccgtg aacaagctgg cagcggctgt ctccaacttc ggctatgacc tgtaccgggt 360
gcgatccage acgagcccca cgaccaacgt gctcctgtct cctctcagtg tggccacggc 420
cctctcggcc ctctcgtggy gagcggagca gcgaacagaa tccatcattc accgggctct 480
ctactatgac ttgatcagca gccagacat ccatggtacc tataaggagc tccttgacac 540
ggtcactgcc ccccagaaga acctcaagag tgccctccgg atcgtctttg agaagaagct 600
gcgcataaaa tccagctttg tggcacctct ggaaaagtca tatgggacca ggcccagagt 660
cctgacgggc aaccctcgct tggacctgca agagatcaac aactgggtgc aggcgcagat 720
gaaagggag ctcgccaggt ccacaaagga aattcccgat gagatcagca ttctccttct 780
cgggtgtggc cacttcaagg ggcagtgggt aacaaagttt gactccagaa agacttcct 840
cgaggatttc tacttgatg aagagaggac cgtgagggtc cccatgatgt cggaccctaa 900
ggctgtttta cgctatgctg tggattcaga tctcagctgc aagattgccc agctgccctt 960
gaccggaagc atgagatca tcttcttct gccctgaaa gtgaccaga atttgacctt 1020
gatagaggag agcctcacct ccgagttcat tcatgacata gaccgagaac tgaagaccgt 1080

```

-continued

```

gcaggcggtc ctcactgtcc ccaagctgaa gctgagttat gaaggcgaag tcaccaagtc 1140
cctgcaggag atgaagctgc aatccttggt tgattcacca gactttagca agatcacagg 1200
caaacccatc aagctgactc aggtggaaca cgggctggc tttgagtga acgaggatgg 1260
ggcgggaacc acccccagcc cagggtgca gcctgcccac ctcacctcc cgctggacta 1320
tcacctaac cagcctttca tcttcgtact gagggacaca gacacagggg cccttctctt 1380
cattggcaag attctggacc ccaggggccc ctaatatccc agtttaatat tccaatcccc 1440
tagaagaaaa cccgagggac agcagattcc acaggacacg aaggctgccc ctgtaagggt 1500
tcaatgcata caataaaga gctttatccc taaaaaaaa aaaaaaaaa aa 1552

```

<210> SEQ ID NO 26

<211> LENGTH: 4816

<212> TYPE: DNA

<213> ORGANISM: Homo sapiens

<220> FEATURE:

<223> OTHER INFORMATION: ERBB2 glucocorticoid receptor-responsive gene

<400> SEQUENCE: 26

```

gttcccggat ttttgtgggc gcctgcccgc cccctcgtcc ccctgctgtg tccatatatc 60
gaggcgatag ggtaagggga aggcggagc ctgatgggtt aatgagcaaa ctgaagtgtt 120
ttccatgatc ttttttgagt cgcaattgaa gtaccacctc ccgagggtga ttgcttcccc 180
atgcggggta gaacctttgc tgctctgttc accactctac ctccagcaca gaatttggtt 240
tatgcctact caatgtgaag atgatgagga tgaaaacctt tgtgatgatc cacttccact 300
taatgaatgg tggcaaaagc aagctatatt caagaccaca tgcaaaagcta ctccctgagc 360
aaagagtca cagataaaacg ggggcaccag tagaatggcc aggacaaaac cagtgcagca 420
cagagactca gacctggca gccatgcctg cgcaggcagt gatgagagtg acatgtactg 480
ttgtggacat gcacaaaagt gagtgtgcac cggcacagac atgaagetgc ggtccctg 540
cagtcccgag acccactgg acatgctccg ccacctctac cagggtgccc aggtgggtgca 600
gggaaacctg gaactcacct acctgccac caatgccagc ctgtccttcc tgcaggatat 660
ccaggagggt cagggtctac tgctcctcgc tcacaaccaa gtgaggcagg tcccactgca 720
gaggctcggg attgtgcgag gcacctcct ctttgaggac aactatgccc tggccgtgct 780
agacaatgga gacctcgtga acaataccac ccctgtcaca ggggcctccc caggaggcct 840
gcgggagctg cagcttcgaa gcctcacaga gatcttgaag ggagggtctc tgatccagcg 900
gaacccccag ctctgtctac aggacacgat tttgtggaag gacatcttcc acaagaacaa 960
ccagctggct ctcacactga tagacaccaa ccgctctcgg gcctgccacc cctgttctcc 1020
gatgtgtaag ggctcccgtc gctggggaga gagttctgag gattgtcaga gcctgacg 1080
cactgtctgt gccgggtggt gtgcccgctg caaggggcca ctgccactg actgctgcca 1140
tgagcagtgt gctgccggct gcacgggccc caagcactct gactgcctgg cctgcctcca 1200
cttcaaccac agtggcatct gtgagctgca ctgccagccc ctggtcacct acaaacacaga 1260
cacgtttgag tccatgcccc atcccagagg ccggtatata ttcggcgcca gctgtgtgac 1320
tgctgtccc tacaactacc tttctacgga cgtgggatcc tgcaccctcg tctgccccct 1380
gcacaaccaa gaggtgacag cagaggatgg aacacagcgg tgtgagaagt gcagcaagcc 1440
ctgtgcccga gtgtgctatg gtctgggcat ggagcacttg cgagaggtga gggcagttac 1500
cagtgccaat atccaggagt ttgctggctg caagaagatc tttgggagcc tggcatttct 1560

```

-continued

gccggagagc	tttgatgggg	accagcctc	caacactgcc	ccgctccagc	cagagcagct	1620
ccaagtgttt	gagactctgg	aagagatcac	aggttaccta	tacatctcag	catggccgga	1680
cagcctgcct	gacctcagcg	tcttcagaa	cctgcaagta	atccggggac	gaattctgca	1740
caatggcgcc	tactcgctga	ccctgcaagg	gctgggcac	agctggctgg	ggctgcgctc	1800
actgagggaa	ctgggcagtg	gactggccct	catccacat	aacaccacc	tctgcttctg	1860
gcacacgggtg	ccctgggacc	agctctttcg	gaaccgcac	caagctctgc	tccacactgc	1920
caaccggcca	gaggacgagt	gtgtggcgca	gggcctggcc	tgccaccagc	tgtgcgccc	1980
agggcactgc	tggggtccag	ggcccaccca	gtgtgtcaac	tgcagccagt	tccttcgggg	2040
ccaggagtgc	gtggaggaat	gccgagtact	gcaggggctc	cccagggagt	atgtgaatgc	2100
caggcactgt	ttgccgtgcc	accctgagt	tcagcccag	aatggctcag	tgaactgttt	2160
tggaccggag	gctgaccagt	gtgtggcctg	tgccactat	aaggaccctc	ccttctgctg	2220
ggcccgtgc	cccagcgggtg	tgaacctga	cctctctac	atgccatct	ggaagtcttc	2280
agatgaggag	ggcgatgcc	agccttgccc	catcaactgc	accactcct	gtgtggacct	2340
ggatgacaag	ggctgcccc	ccgagcagag	agccagcct	ctgacgtcca	tcctctctgc	2400
ggtggttggc	attctgctgg	tctgtgctt	gggggtggtc	tttgggatcc	tcataagcg	2460
acggcagcag	aagatccgga	agtacacgat	gcggagactg	ctgcaggaaa	cggagctggt	2520
ggagccgctg	acacctagcg	gagcgatgcc	caaccagcg	cagatgcgga	tcctgaaaga	2580
gacggagctg	aggaaggtga	aggtgcttgg	atctggcgct	tttggcacag	tctacaaggg	2640
catctggatc	cctgatgggg	agaatgtgaa	aattccagt	gccatcaaag	tgttgagggga	2700
aaacacatcc	cccaaagcca	acaaagaaat	cttagacgaa	gcatacgtga	tggctggtgt	2760
gggctcccca	tatgtctccc	gccttctggg	catctgctg	acatccacgg	tgcagctggt	2820
gacacagctt	atgccctatg	gctgcctctt	agaccatgtc	cgggaaaacc	gcggacgcct	2880
gggctcccag	gacctgctga	actggtgat	gcagattgcc	aaggggatga	gctacctgga	2940
ggatgtcgcg	ctcgtaaca	gggacttggc	cgctcggaac	gtgctggtca	agagtcccaa	3000
ccatgtcaaa	attacagact	tcgggctggc	tcggctgctg	gacattgacg	agacagagta	3060
ccatgcagat	gggggcaagg	tgcccatcaa	gtggatggcg	ctggagtcca	ttctccgccc	3120
gcggttcacc	caccagagtg	atgtgtggag	ttatggtgtg	actgtgtggg	agctgatgac	3180
ttttggggcc	aaaccttacg	atgggatccc	agcccgggag	atccctgacc	tgctggaaaa	3240
gggggagcgg	ctgccccagc	ccccatctg	caccattgat	gtctacatga	tcatggtcaa	3300
atgttggatg	attgactctg	aatgtcggcc	aagattccgg	gagttggtgt	ctgaattctc	3360
ccgatggccc	agggaccccc	agcgtttgt	ggtcatccag	aatgaggact	tgggcccagc	3420
cagtcccttg	gacagcacct	tctaccgctc	actgctggag	gacgatgaca	tgggggacct	3480
ggtggatgct	gaggagtatc	tggtaaccca	gcagggcttc	ttctgtccag	accctgcccc	3540
gggcgctggg	ggcatggtcc	accacaggca	ccgcagctca	tctaccagga	gtggcggtgg	3600
ggacctgaca	ctaggctctg	agccctctga	agaggaggcc	cccaggcttc	cactggcacc	3660
ctccgaaggg	gctggctccg	atgtatttga	tggtagctcg	ggaatggggg	cagccaaggg	3720
gctgcaaagc	ctccccacac	atgaccccag	ccctctacag	cggtagctg	aggaccccac	3780
agtaccctg	ccctctgaga	ctgatggcta	cggtgcccc	ctgacctgca	gccccagcc	3840

-continued

tgaatatgtg aaccagccag atgttcggcc ccagcccctc tcgcccagag agggccctct	3900
gectgctgcc cgacctgctg gtgccactct ggaaaggccc aagactctct ccccagggaa	3960
gaatggggtc gtcaaagacg tttttgcctt tgggggtgcc gtggagaacc ccgagtactt	4020
gacaccccag ggaggagctg cccctcagcc ccaccctcct cctgccttca gcccagcctt	4080
cgacaacctc tattactggg accaggaccc accagagcgg ggggctccac ccagcacctt	4140
caaagggaca cctacggcag agaaccocaga gtacctgggt ctggacgtgc cagtgtgaac	4200
cagaaggcca agtccgcaga agccctgatg tgcctcagc gagcagggaa ggctgactt	4260
ctgctggcat caagaggtgg gagggcccct cgaccacttc caggggaacc tgccatgcca	4320
ggaacctgtc ctaaggaacc ttccttctct cttgagttcc cagatggctg gaaggggtcc	4380
agcctcgttg gaagaggaac agcactgggg agtctttgtg gattctgagg cctgcccaca	4440
tgagactcta gggctccagtg gatgccacag cccagcttgg ccctttcctt ccagatcctg	4500
ggtactgaaa gccttaggga agctggcctg agaggggaag cggccctaaq ggagtgtcta	4560
agaacaaaag cgacccttc agagactgtc cctgaaacct agtactgccc cccatgagga	4620
aggaacagca atgggtgcag tatccaggct ttgtacagag tgcttttctg tttagttttt	4680
actttttttg tttgtttttt ttaaagatga aataaagacc cagggggaga atgggtgttg	4740
tatggggagg caagtgtggg gggtccttct ccacaccac tttgtccatt tgcaaatata	4800
ttttggaaaa cagcta	4816

<210> SEQ ID NO 27

<211> LENGTH: 6831

<212> TYPE: DNA

<213> ORGANISM: Homo sapiens

<220> FEATURE:

<223> OTHER INFORMATION: PECAM1 glucocorticoid receptor-responsive gene

<400> SEQUENCE: 27

ccaggcccca ttgttcccgg tttccagcca tggetgceat tacctgacca gcgccacagc	60
cggtctctct gcaggcgcgg ggagaagtga ccagagcaat ttctgctttt cacagggcgg	120
gtttctcaac ggtgacttgt gggcagtgcc ttctgctgag cgagtcattg cccgaaggca	180
gaaactaactg tgccctgagc cttcactctc aggatgcagc cgagggtggc ccaaggggccc	240
acgatgtggc ttggagtcct gctgaccctt ctgctctgtt caagccttga gggtaagaa	300
aactctttca caatcaacag tgttgacatg aagaccctgc cggactggac ggtgcaaaat	360
gggaagaacc tgacctgca gtgcttcgag gatgtcagca ccaccttca cgtcaagcct	420
cagcaccaga tgctgttcta taaggatgac gtgctgtttt acaacatctc ctccatgaag	480
agcacagaga gttattttat tcctgaagtc cggatctatg actcagggac atataaatgt	540
actgtgattg tgaacaacaa agagaaaacc actgcagagt accaggtgtt ggtggaagga	600
gtgccagtc ccagggtgac actggacaag aaagaggcca tccaaggtgg gatcgtgagg	660
gtcaactgtt ctgtcccaga ggaaaaggcc ccaatacact tcacaattga aaaacttgaa	720
ctaaatgaaa aatgggtcaa gctgaaaaga gagaagaatt ctccagacca gaattttgtg	780
atactggaat tccccgttga ggaacaggac cgcgttttat ccttccgatg tcaagctagg	840
atcatttctg ggatccatat gcagacctca gaatctacca agagtgaact ggtcaccgtg	900
acggaatcct tctctacacc caagttccac atcagcccca ccggaatgat catggaagga	960
gctcagctcc acattaagtg caccattcaa gtgactcacc tggcccagga gtttcagaa	1020

-continued

atcataattc	agaaggacaa	ggcgattgtg	gccacaaca	gacatggcaa	caaggctgtg	1080
tactcagtca	tggccatggt	ggagcacagt	ggcaactaca	cgtgcaaagt	ggagtccagc	1140
cgcatatcca	aggtcagcag	catcgtggtc	aacataacag	aactattttc	caagcccga	1200
ctggaatctt	ccttcacaca	tctggaccaa	ggtgaaagac	tgaacctgtc	ctgctccatc	1260
ccaggagcac	ctccagccaa	cttcaccatc	cagaaggaag	atacgattgt	gtcacagact	1320
caagatttca	ccaagatagc	ctcaaagtcg	gacagtggga	cgtatatctg	cactgcaggt	1380
attgacaaa	tggtaagaa	aagcaacaca	gtccagatag	tcgtatgtga	aatgctctcc	1440
cagcccagga	tttcttatga	tgcccagttt	gaggtcataa	aaggacagac	catcgaagtc	1500
cgttgccaat	cgatcagtg	aactttgcct	atctcttacc	aacttttaaa	aacaagttaa	1560
gttttgaga	atagtaccaa	gaactcaaat	gatcctgcgg	tattcaaaga	caccccact	1620
gaagacgtcg	aataccagtg	tgttcagat	aattgccatt	cccatgcca	aatgttaagt	1680
gaggttctga	gggtgaaggt	gatagccccg	gtggatgagg	tccagatttc	tatcctgtca	1740
agtaaggtgg	tggagtctgg	agaggacatt	gtgctgcaat	gtgctgtgaa	tgaagatct	1800
ggtoocatca	cctataagtt	ttacagagaa	aaagaggca	aaccttcta	tcaaatgacc	1860
tcaaatgcca	cccaggcatt	ttggaccaag	cagaaggcta	gcaaggaaca	ggagggagag	1920
tattactgca	cagccttcaa	cagagccaac	cacgcctcca	gtgtcccag	aagcaaaata	1980
ctgacagtca	gagtcattct	tgccccatgg	aagaaaggac	ttattgcagt	ggttatcatc	2040
ggagtgatca	ttgctctctt	gatcattgcg	gocaaatgtt	atcttctgag	gaaagccaag	2100
gccaagcaga	tgccagtgga	aatgtccagg	ccagcagtac	cacttctgaa	ctccaacaac	2160
gagaaaatgt	cagatcccaa	tatggaagct	aacagtcatt	acggtcaca	tgacgatgtc	2220
agaaaccatg	caatgaaacc	aataaatgat	aataaagagc	ctctgaaact	agacgtgcag	2280
tacacggaag	ttcaagtgtc	ctcagctgag	tctcacaag	atctaggaaa	gaaggacaca	2340
gagacagtgt	acagtgaagt	ccggaagct	gtccctgatg	ccgtggaag	cagatactct	2400
agaaagggaag	gctcccttga	tggaaacttag	acagcaaggc	cagatgcaca	tccttgggaag	2460
gacatccatg	ttccgagaag	aacagataat	ccctgtatct	caagacctct	gtgcacttat	2520
ttatgaacct	gcccctctcc	cacagaacac	agcaattcct	caggctaagc	tgccggttct	2580
taaatccatc	ctgctaagtt	aatgttgggt	agaaagagat	acagaggggc	tgttgaattt	2640
cccacatacc	ctccttccac	caagttggaa	catccttgg	aattggaaga	gcacaagagg	2700
agatccaggg	caaggccatt	gggatattct	gaaacttgaa	tattttgttt	tgtgcagaga	2760
taaagacctt	ttccatgcac	cctcatacac	agaaaccaat	tttctttttt	atactcaatc	2820
atctctagcg	catggcctgg	ttagaggctg	gttttttctc	tttctcttg	gtccttcaaa	2880
ggctttagt	tttgctagt	cctgttctt	tggaaataca	cagtgtgtgac	cagacagcct	2940
ccccctgtcc	cctctatgac	ctcgcctcc	acaaatggga	aaaccagact	acttgggagc	3000
accgcctgtg	aaataccaac	ctgaagacac	cgttcattca	ggcaacgcac	aaaacagaaa	3060
atgaagggtg	aacaagcaca	gatgttcttc	aactgttttt	gtctacactc	tttctctttt	3120
cctctacat	gctgaaggct	gaaagacag	aagatgggtg	catcagcaaa	tattattctt	3180
aattgaaaac	ttgaaatgtg	tatgtttctt	actaattttt	aaaaatgtat	tccttgccag	3240
ggcaggcaag	gtggctcaag	cctgtaatcc	cagcacttca	ggaggctgag	gtgggaggat	3300

-continued

cacctgaggt caggagtttg agaccagcct gatgaaacc tgtctctact aaaatacaa	3360
gaattagccg ggcgtggtgg cgcattgcctg tagtatcagc tactcaagag gctgaggtga	3420
gattatcgct tgaaccagg aaacggagggt tgtagtgagc ggagatcgcg ccaactgcact	3480
ccagcctgag tgacagagtg agaatccatc tcaaaaaaaaa caaaaaaaca aattgcttgc	3540
taaagaagtg gtctcctgag gtcttaagac attcctgaca gtgtcttgag tgggtgggag	3600
agaggtgct gtcatcgcg tgtggaattt cacagatgag aaccacgctt agccaaaatc	3660
acttttcctg tttgcctcag tgacacagct gcagggaccc tcgtggatgt tgtattaaat	3720
aaatttgacc tttgctctt gcagatctgt gaaatggtgt cttctgaggg gccacatgca	3780
tctatagtgc tgaggactcc ttgggctct gaagtcacag agagaaccga gcaggctctat	3840
gtttttgttt tgttgttttg agacggagat tcgctcttgt tgcccgggct ggactgcagc	3900
ggcgcaacct ctgctcactg caacctccgc ctctggggt caagcagttc tectgtctca	3960
gcctcccag tagctgggat tacaggcaca tgtcaccacg cctggctaat tttgtattt	4020
ttagtagaga tgggttttca ccacgttggc caggtgatc tcgaatgctt gacctttggt	4080
gatctgccc ccttgtctc atgtgtgctc cacaggcctt tgggttggga ttgcaggcgt	4140
gagccaccat gccacgcta gactcttttg acaatatgat gaaagctgtt ggttctttc	4200
cccaacacac acacaccgag ttgtatcacg aaaatgtcat acaatttcca ggttttctga	4260
gtggtgggct cagattgagg tcaaaggatc agacgacctc taacgacctt catgtctctg	4320
ttgatgatct ggggacagcc agatcccctg tgtccagggg gttccttagt cccttgccac	4380
caccagagaa gggcaattgc cacgggagct gcaaagacc tattcctact cctggtgcct	4440
tacttatgca gcacgactga attttttgtt ttgttttgtt ttgttgagac aggggcttgc	4500
tctgttgccc aggctggagt gcagtggcac aacaatggct caccgcagcc tcgaaccctt	4560
gggctcaagc gatcctccca tctcagcttc ctgggtagct gggaccagag gcgtgagccg	4620
ccatagctgg ctaattttta attttttttt tgacagagat aggtttcacc atggtgccc	4680
ggctggtctc gaactcttgg gctcaagtga tctcctctc ttggcctcgc aaagtgtctg	4740
gattgcagcc atgagccacc gccccggcc tgtggagcac acatgagttt aaaattactt	4800
tccctctgct ctatatctcc gagggagaaa cttcatgctc agggatcttt cttagtggat	4860
ttaatggcta aaaggtctgt ctgaatccag gacgtggct tttagcctcc tcggcagctg	4920
ccgtaacccc ggtgtctaaa cctgaagcat ccagggagca cccactccag gagttttctc	4980
ggcccgaggaa ctcatagtt agagcgccct cttgtgttct catgtggtaa tcggtcactg	5040
aaggacttaa aatggctcct agccaacaca cagtaaaact tttccctctt ctgaccccaa	5100
gaggtcagcc acccatttca tgagcatata ctggtcgccc catcagcgtt ctctgattgg	5160
ctaactgaac ccactccccg acctagactc aagacaggcg aagtgacgct taggtcaaca	5220
ttcactcact aaagcaacga ctgtcgggctc atttgtctc ccgctggtt ttggaatggtg	5280
tctggagaca tttttggtg tcacagctgg gtgggtgtgc tcccggcctc tgggtggtag	5340
aaaccaagca tgctcctaaa catcctacag gcacagaacc gtctcccacg accaagcatg	5400
atcaagtccc aaatgccaat aatggccagc ttgagaaact ctgcacagaa gcatccagtt	5460
atttgtctgt ttgctcaaca agcttgtgct catcatgctc tgtgttctct acgctgtgct	5520
gggtgttggc ggtgggaaga ttacaagagt cacatggcag ctgtcctcct ggaaggtaca	5580
accagtaga gatgcagact aacagagagc caattacaaa gcagtgtgac aagcgtcatg	5640

-continued

```

gtggaaaatt aaaagctcaa acaagggcac atgggagggg cttccaacac agactttggg 5700
ggatccagga aggtctaaga ggaaagtggg tctcaccaa gccttgacca taggcagagg 5760
gtaccagtgg aaaaggtggg gtgaagaaca ttgaggacaa aaggaagaag tgcaggaagg 5820
ccctgaggca agggagtggg ggggtccctg gagggatggc agcagggcag tctgtcagac 5880
ccaagtggcc tccagcccta gaagccaatt agtcctcctc aaaaagctgt cactgtcccc 5940
taagaattgc tgccaggctc ccaactggct gactcagtct ttgagagtct taaggaggag 6000
gtctctgaaa ggtacacacc aagaactctc cccagcacag ctgtttttaa gactctccac 6060
cagcgtcatt ggcgtgttgg gaagaaccc tctgccacag aggccagctt cagcctttgc 6120
ctaacaccgc aagggcaaat ggaaaggtaa acgggaagga gatgtctccc cagcaggcta 6180
tttgaggaca gtcttccctg cagaagatct caacctgggg tccacagagt ggaatgtta 6240
gagtagggag ctaggcaaac atgagcagga caggtgaggg cccccacagg aatgtcaggc 6300
taccatcagg tgatggctag gtggtgtgta aactgtctct gtaaaataat aattggttgc 6360
agccagctcc aagcaaggac agtctctcaa tagatacaaa acaccctgat ctggtgatca 6420
gccgcttccc gataagatct caggagctgg gcaagcagcc tggagcatgc gcaccaagag 6480
gcaaaatggc ggaatttaac cagtatatga cctaccttcc tctgggaacg cagcactggt 6540
aaggggaaaa atgcctcaag tgagcatgcg cgcaactca gtaatcacac tgtgcatgcg 6600
acccttcca agtgctggca ggtcaccaca tacgcggaca gcctgctgca agggaagaat 6660
caggggagat gagacgtaaa tcccagaact atgccaaata cataaaaccc caagttaagg 6720
gtcaggcagg gcacttagat ctctcaagtt gcctgcctga cccaagtga gtgtacttcc 6780
ttttgttctc gctctaaaac tttttaataa actctcactc ctgctctaaa a 6831

```

<210> SEQ ID NO 28

<211> LENGTH: 2956

<212> TYPE: DNA

<213> ORGANISM: Homo sapiens

<220> FEATURE:

<223> OTHER INFORMATION: LBH glucocorticoid receptor-responsive gene

<400> SEQUENCE: 28

```

ggggctgagt gctcagtgga gagcggggag ttgtgtccac cttgccgacg tcgctagccg 60
tggggctgtc ctgggaaggc ggacggcgag cgcccgggtg cgcactcgg cgcctgccc 120
tgcccgtctg cgcccgtgtc atcctcactc gggacgcagg gaccgttttt aaatcacagg 180
ggcgtgtgtc agcctgccct aggacttcat gtctatatat tccccattc actgccccga 240
ctatctgaga tcggccaaga tgactgaggt gatgatgaac acccagccca tggaggagat 300
cggcctcagc ccccgaagg atggccttcc ctaccagatc tcccagacc cgtcagattt 360
tgaccgtgct tgc aaactga aggaccgtct gccctccata gtggtggaac ccacagaagg 420
ggaggtggag agcggggagc tccggtggcc cctgaggag ttctgtgtcc aggaggatga 480
gcaagataac tcgcaagaga cagcgaaga aaataagag cagtagagtc cctgtggact 540
cccatgggtc ataccagcca gcactctgtc ctgaactgtg tttttccat catgacggaa 600
gaagagagtg agccgcaatt gttctgaaaa tgtcaaacga ggcttctgtt ttgcacctgc 660
agatcaccga gttggttttc ttttcttttc ttgccttttt tttttttga aatttgccga 720
gcagtgagc cctctgacaa tttgcaaggc cctctgagaa aggaagetgc ttagagccag 780

```

-continued

ggggttagtg ggtgagggga gcgagtgctg tttttgagat cattatctga actcaggcag	840
cctagtagag gcagtgggtg gattccaatg ggtcttggtg ggtgggaggt ggggcatgtg	900
caaagcaagc aaggaacatt tggggtaaga aaacaaacat gaggcaaaag aaaaaataca	960
tgtttttaag aaaacattga gcagagaact gcagccagga tgcgctcagc agacattcac	1020
tctggctgct gggacatcag aaaacaaagt cttcatctct ctctccagtt tcacccacc	1080
caccctttgc tttcatttca ggtgtggttg tctatatgac agggaggaga gtaaaggaga	1140
gcaggagcaa ttggctgcct gcaaagccag ctggaggtga agtgcaggaa aggaaaggtc	1200
acccattct actccatggc ctctctgctc ccagctgtgg taggctcaca tagccagtgt	1260
gatcggtttt taagaggcag tgcctttcag cttttctccc tgatataatcc attttgcttc	1320
ccagcacttt ttaggagtag tgagagcact tcctgccctt gttggaagcc ccagggtgga	1380
cactcagcac gaaggtctct cccttaactg ctgcccttcc aagacttgc cccgagatgg	1440
agtgggctg gtcttccagg ctggccttc cttctcctca ccgccactt cctgccccca	1500
gccccagcag ccatgggtac atgggtcccc agctcaccta tggattcccg ccagtctgcc	1560
cagctgcagt actcacgccc catgggggat cttggtctgt ttttcttggt ggagcctagt	1620
ggagagcaga cgtggctttt tatgtgtctt gttggggagg tgacttgcag ggtggggaca	1680
aggctgtcgt ggcaaccttg ggatcgagtt tgagactaaa ggatgtcatg agatccctgg	1740
cttctcccc tgttgttccc ggacaagggc agaagggagg catggcaagg gacctctgct	1800
gtccttactc aacagtggtc ctcatcctc ccacctccc actgcttctc gcaagggcac	1860
cagttgtatg agaaagttag cctttggact taggatttct tattgtagct aagagccatc	1920
tgaagcagca ggttgcaagga caaatgcttc agtccgccga gagcagtacc ggtgggcca	1980
gagtgaggact cagagccttc cttgagctaa actcggccaa ccaaggcacg cagcatgtcc	2040
cctcaggctc ccagtcagtc caggttgacc ctcaagttctg gacgtgtgta tatagctgta	2100
tttaatacct caaggtcatt gtggtctctg ggatgccggg gcaggaggac gaggggtgctc	2160
tgtggacaca gcagtcgctg gaattccgtt ctgggaagcc aatggctgctc ggcacccctt	2220
gcttctctcc tctgtgtctc gcctgtgtga cacacatcaa tggcaataac ttcttccaac	2280
tcctcgcaga agtgggagag gccggcagcc tgcaccgaga ggggctttcc tctctcttgc	2340
tccccgcttc gttctgtttt ggctgcagag agtggttcat ccatactctc attccctcgc	2400
ctccccttgt ggacgggggt cttgcctttt caattcctgt gttttggtgt cttcccttat	2460
ctgctaccct gaatcacctg tcctggctct gctgtgtgat gggaacatgc ttgtaaacctg	2520
cgtaacaaat ctactttgtg tatgtgtctg tttatggggg tggtttatta tttttgctgg	2580
tccttagacc actttgtatg accgtttgca gtctgagcag gccaggggct gacagcta	2640
gtcaggacce tcagcgggtg agcctgctgg ggggacccag ctgctcttgg acaagtggct	2700
gagctcctat ctggcctcct cttttttttt ttttcaagta atttgtgtgt atttctaact	2760
gattgtattg aaaaaattcc tagtatttca gtaaaaatgc ctggtgtgag atgaacctcc	2820
tgtaacttct atctgttctt ttttgaggct cagggagaaa ctagcatttt ttttttcca	2880
aactactttt tgtcactgtg acagttgtaa ataaagtttg aaaatgcttt ccactctgaa	2940
aaaaaaaaa aaaaaa	2956

<210> SEQ ID NO 29

<211> LENGTH: 2262

-continued

<212> TYPE: DNA
<213> ORGANISM: Homo sapiens
<220> FEATURE:
<223> OTHER INFORMATION: ST3GAL5 glucocorticoid receptor-responsive gene

<400> SEQUENCE: 29

ctggggagta atagcatggg caaccattat cctgtctcgc cgccaccag gacatggctt 60
ctgttccaat gccaagtgag tacacctatg tgaactgag aagtgattgc tcgaggcctt 120
ccctgcaatg gtacaccgca gctcaaagca agatgagaag gccagccttg ttattaaaag 180
acatcctcaa atgtacattg cttgtgtttg gagtgggat cctttatc ctcaagttaa 240
attatactac tgaagaatgt gacatgaaaa aaatgcatta tgtggaccct gaccatgtaa 300
agagagctca gaaatagct cagcaagtct tgcagaagga atgtcgtccc aagtttgcca 360
agacatcaat ggcgctgtta tttgagcaca ggtatagcgt ggacttactc ccttttgctg 420
agaaggcccc caaagacagt gaagctgagt ccaagtacga tcctcctttt gggttccgga 480
agttctccag taaagtccag accctcttgg aactcttggc agagcacgac ctccctgaac 540
acttgaaagc caagacctgt cggcgtgtg tggttattgg aagcggagga atactgcacg 600
gattagaact gggccacacc ctgaaccagt tcgatgttgt gataaggta aacagtgcac 660
cagttgaggg atattcagaa catgttgaa ataaaactac tataaggatg acttatccag 720
agggcgacc actgtctgac cttgaatatt attccaatga cttattgtt gctgttttat 780
ttaagagtgt tgattcaac tggcttcaag caatggtaa aaaggaaacc ctgccattct 840
gggtacgact cttcttttgg aagcaggtgg cagaaaaat cccactgcag ccaaacatt 900
tcaggatttt gaatccagt atcatcaaag agactgcctt tgacatcctt cagtactcag 960
agcctcagtc aaggttctgg ggcgagata agaacgtccc cacaatcggg gtcattgccg 1020
ttgtcttagc cacacatctg tgcgatgaag tcagtttggc gggtttggga tatgacctca 1080
atcaaccagc aacaccttgg cactactctg acagtcaatg catggctgct atgaactttc 1140
agaccatgca taatgtgaca acggaacca agttcctctt aaagctgggc aaagagggag 1200
tggtgaaaga tctcagtgga ggcattgatc gtgaattttg aacacagaaa acctcagttg 1260
aaaatgcaac tctaactctg agagctgttt ttgacagcct tcttgatgta tttctccatc 1320
ctgcagatac tttgaagtgc agctcatgtt ttttaacttt aatttaaaaa cacaaaaaaa 1380
atthtagctc ttcccacttt ttttttcta tttattttag gtcagtgttt gtttttgca 1440
accatthtgt aatgaaact taagaattga attggaaaga cttctcaaag agaattgtat 1500
gtaacgatgt tgtattgatt ttaagaaag taatttaatt tgtaaaactt ctgctcgttt 1560
acactgcaca ttgaatacag gtaactaatt ggaaggagag gggagggtcac tcttttgatg 1620
gtggccctga acctcattct ggttcctcgc tgcgctgctt ggtgtgaccc acggaggatc 1680
cactcccagg atgacgtgct ccgtagctct gctgctgata ctgggtctgc gatgcagcgg 1740
cgtgaggcct gggctggtg gagaaggtea caacccttct ctgttggtct gccttctgct 1800
gaaagactcg agaaccaacc agggaagctg tcctggaggt ccctggctgg agagggacat 1860
agaatctgtg acctctgaca actgtgaagc caccttgggc tacagaaacc acagtcttcc 1920
cagcaattat tacaattctt gaattccttg gggatttttt actgcccttt caaagcactt 1980
aagtgttaga tetaactgtt tccagtgtct gtctgaggtg acttaaaaa tcagaacaaa 2040
acttctatta tccagagtea tgggagagta cacccttcc aggaataatg ttttgggaaa 2100

-continued

```

cactgaaatg aaatcttccc agtattataa attgtgtatt taaaaaaaaag aaacttttct 2160
gaatgcctac ctggcggtgt ataccaggca gtgtgccagt ttaaaaagat gaaaaagaat 2220
aaaaactttt gaggaaaaaa aaaaaaaaaa aaaaaaaaaa aa 2262

```

<210> SEQ ID NO 30

<211> LENGTH: 4909

<212> TYPE: DNA

<213> ORGANISM: Homo sapiens

<220> FEATURE:

<223> OTHER INFORMATION: IL1R1 glucocorticoid receptor-responsive gene

<400> SEQUENCE: 30

```

tagacgcacc ctctgaagat ggtgactccc tctgagaag ctggaccctt tggtaaaga 60
caaggccttc tccaagaaga atatgaaagt gttactcaga cttatttgtt tcatagctct 120
actgatttct tctctggagg ctgataaatg caaggaaact gaagaaaaaa taattttagt 180
gtcatctgca aatgaaatg atgttctgcc ctgtcctctt aaccctaatg aacacaagg 240
cactataact tggataaag atgacagcaa gacacctgta tctacagaac aagcctccag 300
gattcatcaa cacaaagaga aactttggtt tgttctgct aaggtggagg attcaggaca 360
ttactattgc gtgtaagaa attcatctta ctgcctcaga attaaaataa gtgcaaaatt 420
tgtggagaat gaggcctaact tatgttataa tgcacaagcc atatttaagc agaaactacc 480
cgttgcagga gacggaggac ttgtgtgccc ttatatggag ttttttaaaa atgaaaataa 540
tgagttacct aaattacagt ggtataagga ttgcaaacct ctacttcttg acaatataca 600
ctttagtgga gtcaaagata ggctcatcgt gatgaatggt gctgaaaagc atagagggaa 660
ctatacttgt catgcatcct acacatactt gggcaagcaa tatcctatta cccgggtaat 720
agaatttatt actctagagg aaaacaaacc cacaaggcct gtgatttga gccagctaa 780
tgagacaatg gaagttagct tgggatccca gatacaattg atctgtaatg tcaccggcca 840
ggtgagtgtc attgcttact ggaagtggaa tgggtcagta attgatgaag atgaccctgt 900
gctaggggaa gactattaca gtgtggaaaa tctgcaaac aaaagaagga gtaccctcat 960
cacagtgcct aatataatcg aaattgaaag tagattttat aaacatccat ttacctgttt 1020
tgccaagaat acacatggta tagatgcagc atatatccag ttaatatatc cagtactaa 1080
tttcagaag cacatgattg gtatatgtgt cacgttgaca gtcataattg tgtgttctgt 1140
tttcatctat aaaatcttca agattgacat tgtgctttgg tacagggatt cctgctatga 1200
ttttctccca ataaaagctt cagatggaaa gacctatgac gcatatatac tgtatccaaa 1260
gactgttggg gaagggtcta cctctgactg tgatattttt gtgtttaaag tcttgctga 1320
ggtcttggaa aaacagtgtg gatataagct gttcatttat ggaagggatg actacgttgg 1380
ggaagacatt gttgaggtca ttaatgaaaa cgtaaagaaa agcagaagac tgattatcat 1440
tttagtcaga gaaacatcag gcttcagctg gctgggtggt tcacttgaag agcaaatagc 1500
catgtataat gctcttgttc aggatggaat taaagtgtgc ctgcttgagc tggagaaaat 1560
ccaagactat gagaaaaatg cagaatcgat taaattcatt aagcagaaac atggggctat 1620
ccgctggtca ggggacttta cacagggacc acagtctgca aagacaaggt tctggaagaa 1680
tgtcaggtag cacatgccag tccagcgagc gtcaccttca tctaaacacc agttactgtc 1740
accagccact aaggagaaac tgcaaaagaa ggctcacgtg cctctcgggt agcatggaga 1800
agttgccaag agttctttag gtgcctcctg tcttatggcg ttgcaggcca ggttatgcct 1860

```

-continued

catgctgact	tcagagttc	atggaatgta	actatatcat	cctttatccc	tgaggtcacc	1920
tggaatcaga	ttattaaggg	aataagccat	gacgtcaata	gcagcccagg	gcacttcaga	1980
gtagagggct	tggaagatc	ttttaaaaag	gcagtaggcc	cggtgtggg	gctcaccgct	2040
ataatcccag	cactttggga	ggctgaagt	ggggatcac	cagaggtcag	gagttcgaga	2100
ccagcccagc	caacatggca	aaaccccatc	tctactaaaa	atacaaaaat	gagctaggca	2160
tggtggcaca	cgctgtaat	cccagctaca	cctgaggetg	aggcaggaga	attgcttgaa	2220
ccggggagac	ggaggtgca	gtgagccgag	ttggggccac	tgactctag	cctggcaaca	2280
gagcaagact	ccgtctcaaa	aaaagggcaa	taaagtccct	ctctgaatgt	ttgaactgcc	2340
aagaaaaggc	atggagacag	cgaactagaa	gaaagggcaa	gaaggaaata	gccaccgtct	2400
acagatggct	tagttaagtc	atccacagcc	caagggcggg	gctatgcctt	gtctggggac	2460
cctgtagagt	cactgaccct	ggagcggctc	tcctgagagg	tgctgcaggc	aaagtgagac	2520
tgacacctca	ctgaggaagg	gagacatatt	cttgagaaac	tttccatctg	cttgatattt	2580
ccatacacat	cccagccag	aagttagttg	ccgaagaccg	aattttat	tacagagctt	2640
gaaaactcac	ttcaatgaac	aaagggatc	tcaggatc	caaagtttg	aagtcatctt	2700
agctttccac	aggagggaga	gaacttaaaa	aagcaacagt	agcagggaa	tgatccactt	2760
cttaatgctt	tcctccctgg	catgaccatc	ctgtcctttg	ttattatcct	gcattttacg	2820
tccttgagg	aacagctccc	tagtgcttc	ctccgtctgc	aatgtccctt	gcacagccca	2880
cacatgaacc	atccttccca	tgatgocgct	cttctgtcat	cccgtcctg	ctgaaacacc	2940
tcacaggggc	tcacctgtt	caggagctga	agcccatgct	ttcccaccag	catgtcactc	3000
ccagaccacc	tcctgcccct	gtcctccagc	ttcccctcgc	tgtcctgctg	tgtgaattcc	3060
caggttggcc	tggtggccat	gtcgcctgcc	cccagcactc	ctctgtctct	gctcttgect	3120
cgacccttcc	tcctcctttg	cctagagggc	cttctcgcct	tttctctagc	tgatcagaat	3180
ttaccacaaa	ttcagaacat	cctccaatc	cacagtctct	gggagacttt	ccctaagagg	3240
cgacttccct	tcacagcttc	tctctctggg	caggcccact	gcagagatgg	tggtgagcac	3300
atctgggagg	ctggtctccc	tcagctgga	attgctgctc	tctgagggag	aggctgtggt	3360
ggctgtctct	gtcccctcact	gccttccagg	agcaatttgc	acatgtaaca	tagatttatg	3420
taatgcttta	tgtttaaaaa	cattcccaca	ttatcttatt	taatttttgc	aattattcta	3480
attttatata	tagagaaagt	gacctat	ttaaaaaat	cacactctaa	gttctattga	3540
acctaggact	tgagctccca	tttctggctt	ctagtctggg	gttctgagta	cttgatttca	3600
ggtcaataac	ggtccccct	cactccacac	tggcacgttt	gtgagaagaa	atgacatttt	3660
gctaggaagt	gaccgagtct	aggaatgctt	ttattcaaga	caccaaattc	caaacttcta	3720
aatgttgga	ttttcaaaaa	ttgtgtttag	attttatgaa	aaactctct	actttcatct	3780
attctttccc	tagaggcaaa	catttcttaa	aatgtttcat	tttcattaaa	aatgaaagcc	3840
aaatttatat	gccaccgatt	gcaggacaca	agcacagttt	taagagtgtg	atgaacatgg	3900
agaggacttt	tggtttttat	atctctcgta	tttaatatgg	gtgaacacca	acttttattt	3960
ggaataataa	ttttctcct	aaacaaaaac	acattgagtt	taagtctctg	actcttgect	4020
ttccacctgc	tttctcctgg	gcccgtttg	cctgcttgaa	ggaacagtgc	tgttctggag	4080
ctgctgttcc	aacagacagg	gcctagcttt	catttgacac	acagactaca	gccagaagcc	4140

-continued

```

catggagcag ggatgtcacg tcttgaaaag cctattagat gttttacaaa ttttaattttg 4200
cagattatth tagtctgtca tccagaaaat gtgtcagcat gcatagtgtc aagaaagcaa 4260
gccaatthtg aaacttaggt tagtgacaaa attggccaga gaggggggg gatgatgacc 4320
aagaattaca agtagaatgg cagctggaat ttaaggaggg acaagaatca atggataagc 4380
gtgggtggag gaagatccaa acagaaaagt gcaaagtat tccccatctt ccaagggttg 4440
aattctggag gaagaagaca cattcctagt tccccgtgaa ctctcttga cttattgtcc 4500
ccactaaaac aaaacaaaaa acttttaatg cctccacat taattagatt ttcttgcaat 4560
tttttatgg cattttttta aagatgcct aagtgttgaa gaagagttg caaatgcaac 4620
aaaaattta attaccggtt gttaaaactg gtttagcaca atttataatt tccctctctt 4680
gcctttctta tttgcaataa aaggtattga gccatttttt aatgacatt tttgataaat 4740
tatgtttgta ctagtgtatg aaggagtttt ttttaacctg tttatataat tttgcagcag 4800
aagccaaatt tttgtatata taaagcacca aattcatgta cagcatgcat cacggatcaa 4860
tagactgtac ttattttcca ataaaatttt caaactttgt actgttaaa 4909

```

<210> SEQ ID NO 31

<211> LENGTH: 2210

<212> TYPE: DNA

<213> ORGANISM: Homo sapiens

<220> FEATURE:

<223> OTHER INFORMATION: BIN1 glucocorticoid receptor-responsive gene

<400> SEQUENCE: 31

```

cgcgcccc cctcctcgcg gacctggcgg tgcggcgcc cggagtggcc ctttaaaagg 60
cagcttattg tccggagggg gggggcgggg ggcgcgacc gggcctgag gcccgcccc 120
tcccctctcc ctccctctgt ccccgctcg ctgctggct agctcgctgg ctgctcgcc 180
cgtccggcgc acgctccgcc tccgtcagtt ggctccgctg tcgggtgccc ggcgtggagc 240
ggcagccggt ctggacgccc ggcggggct gggggctggg agcggggcgc gcaagatctc 300
cccgcgag agcggcccc gccaccgggc gaggcctgag ccgcatggc agagatgggc 360
agtaaaaggg tgacggcggg aaagatgccc agcaactgac agaagaagct caccgcccgc 420
caggagaagg ttctccagaa gctggggaag gcagatgaga ccaaggatga gcagtttgag 480
cagtgcgtcc agaatttcaa caagcagctg acggagggca cccggctgca gaaggatctc 540
cggacctacc tggcctccgt caaagccatg cacgagcctt ccaagaagct gaatgagtgt 600
ctgcaggagg tgtatgagcc cgattggccc ggcagggatg aggcaaaaca gatcgagag 660
aacaacgacc tgctgtggat ggattaccac cagaagctgg tggaccaggc gctgctgacc 720
atggacacgt acctgggcca gttccccgac atcaagtac gcattgcaa gggggggcgc 780
aagctggggg actacgacag tgccccgac cactacgagt cccttcaaac tgccaaaaag 840
aaggatgaag ccaaaattgc caagccgag gaggagctca tcaagccca gaaggtgttt 900
gaggagatga atgtggatct gcaggaggag ctgcccgtcc tgtggaacag ccgctaggt 960
ttctacgtca acacgttcca gagcatcgcg ggcctggagg aaaacttcca caaggagatg 1020
agcaagctca accagaacct caatgatgtg ctggtcggcc tggagaagca acacgggagc 1080
aacaccttca cggcgaagcc ccagcccaga aagaaaagta aactgttttc ggggctgccc 1140
agaaagaaga acagtgacaa cgcgctgca aaaggaaca agacccttc gcctccagat 1200
ggctcccctg ccgccacccc cgagatcaga gtcaaccacg agccagagcc ggcggcggg 1260

```

-continued

```

gccacgcccc gggccaccct ccccaagtcc ccatctcagc cagcagaggc ctgggaggtg 1320
gcgggtggga cccaacctgc ggctggagcc caggagccag gggagacggc ggcaagtga 1380
gcagcctcca gctctcttcc tgctgtctgt gtggagacct tcccagcaac tgtgaatggc 1440
accgtggagg gcggcagtgg ggccggggcgc ttggacctgc ccccaggttt catgttcaag 1500
gtacaggccc agcacgacta cacggccact gacacagacg agctgcagct caaggctggt 1560
gatgtggtgc tggatgaccc cttccagaac cctgaagagc aggatgaagg ctggctcatg 1620
ggcgtgaagg agagcgactg gaaccagcac aaggagctgg agaagtgccg tggcgtcttc 1680
cccgagaact tcaactgagag ggtcccatac cggcggggcc caggcagcct cggggcgtgt 1740
gaagaacacc tcctcccga aatgtgtgg ttcttttttt tgttttgttt tcgtttttca 1800
tcttttgaag agcaaaggga aatcaagagg agacccccag gcagaggggc gttctcccaa 1860
agattaggtc gttttccaaa gagccgcgtc cggcgaagtc cggcgaatt caccagtgtt 1920
cctgaagctg ctgtgtcctc tagttgagtt tctggcgccc ctgctgtgc cgcctgtgt 1980
gcctggccgc agggcggggc tgggggctgc cgagccacca tgcttgctg aagcttcggc 2040
cgcgccacc gggcaagggt cctcttttcc tggcagctgc tgtgggtggg gccagacac 2100
cagcctagcc tggctctgcc ccgcagacgg tctgtgtgct gtttgaatat aaatcttagt 2160
gttcaaaaaa aatgaaaca aaaaaaaaaa gataaaaact ctcaaaaaa 2210

```

<210> SEQ ID NO 32

<211> LENGTH: 4664

<212> TYPE: DNA

<213> ORGANISM: Homo sapiens

<220> FEATURE:

<223> OTHER INFORMATION: WIPF1 glucocorticoid receptor-responsive gene

<400> SEQUENCE: 32

```

gcagcctccc ggcgctgagc gcttttctctg cccgcccggc tcagccctgc ggaccccggg 60
agaagtttcc cagaaaaaat gccagcgcgc gcgcggggct gcgagtcgt ccggagccgc 120
tgcgcatatt atcagcaaga ctggtgaacg cataactgcc caagatgcct gtcctcccc 180
ctccagcacc cccgcccgcc ccgacgtttg cactggccaa tacagagaag cctaccttga 240
ataagacaga gcaggtggg agaaatgctc tcctttctga tatcagcaaa ggaagaaac 300
taaagaagac ggtcaccaat gacagaagtg caccaatact ggacaaacct aaaggagctg 360
gtgctggagg cgggtggtgt ggctttggtg gaggcggcgg atttggcga ggaggtggtg 420
gcggaggcgc tggaaagttt ggagggggcg gacctccagg tctgggagga ttgttccagg 480
ctggaatgcc gaagctgaga tccacggcca acagggataa tgattctgga ggaagccgac 540
caccattggt gccaccggga ggaagatcca catctgcgaa acccttttca ccccaagtg 600
gcccagggag gtttctctgt ccttctccag gccacagaag tggccccca gagcctcaga 660
ggaaccgaat gccgccccca aggcccagc tgggctcaaa gcctgatagc attcctcctc 720
cagtacctag tactccaaga cccattcaat caagtccgca caaccggggg tccccaccag 780
tgcccgagg ccccaggcag ccagccccg ggcccactcc tcccccttc cctggaaacc 840
gcggcactgc tttgggagga ggctcaatac gtcagtcccc cttgagctcc tcctcgcct 900
tctccaaccg gctccccctg ccgctacacc ccagcagggc cttggatgac aaacccccctc 960
caccacctcc tccagtgggc aacaggccct ccatccacag ggaagcgggt ccccctcctc 1020

```

-continued

ctcctcagaa caacaagcct ccagtgcctt ccactccgcy gccttcggcc tctccacagg	1080
ccccacctcc gccgccacct cccagcaggc cggggccgcc tcctctgctt ccaagttcca	1140
gcggaatga cgaaacccca agactccac agcggaatct gtcctcagc tctccacgc	1200
ccccgttacc ttgccagga cgttcaggtc ctcttctcc cccgccagc gagagacccc	1260
cactccagc gagggaccgc ccaggccgat caggccccct cccaccacct cctccagtaa	1320
gcagaaacgg cagcacatct cgggcctgc ctgctacccc tcagttgcca tccaggagtg	1380
gagtagacag tcccaggagt ggaccacgc ctcccctcc tctgatagg cccagtgctg	1440
gggcacctcc cccacctcca ccatcaacat ctattagaaa tggettcca gactctccat	1500
gtgaagatga gtgggaaagc agattctact tccatccgat tccgatattg ccaactccag	1560
agccatagt acaaacgacc aaaagttatc ccagcaaac ggcaagaaac gaaagccgga	1620
gtggatcca ccgaagagaa aggggtgctc caccactccc tcccatccc aggtgatctt	1680
tgctgctct tcttaccca agctcaagag ctgcttctgt tgctatctaa gaactgcata	1740
ccctctccc tgcttctcc cttgtgctc atgtatgggc aggagaaag gtgggagggg	1800
gagtggaat atgctgtgt ggggtggaat cggtaagaaa tgcacctagc ttttcatatt	1860
gtgtttatc tccagctat tgcttctc agctgcagcc tgctgtgct ggctgtggg	1920
gtgataggc tttgtcgta ataggcagag atgacttgca tccagcttt ccaccaacca	1980
aattcaaca ttcactgctt atttgttaca gactgtaatt attaaagtcc ctgagagctg	2040
ttttctccc ttccttttcc gcatgcttg cctcctctc gtttctatga accacagacc	2100
acctaagcaa gctgctgagt aagggtcac tggaaacttg cagtcacagg atgtccaatc	2160
tttggcagtc cgagctggc tctaggacag agctgtccaa tagaaatata atgtgagccc	2220
catatacaat ttttacatt ctaatatatt ttaaacaagt gaagttaata tgcattccaa	2280
atattcaac ctgtaatcaa cataaaatt taatgagata ttttatatta tttttggta	2340
ctgaatctc aaaaaccaga gtgtattta cacttaccgc acatctccat tcagactagt	2400
cacattttta agtgctcagt agccacatgt ggctgggtggc tactggatta gacagcacga	2460
gtctggaaga tggaaagctag tgcagaaacc tctgtttta aaaacaaaa aggcaagatg	2520
ggcttgagc attcaagagg caactaaaa taaaattagg acccagcacc ttgtttgaca	2580
cacagttga ccttcgatt tctcctcta acttccctc tcccttaata tctgtatata	2640
agtggtgctt caaagtacca aggtcagaaa ttgattcagt acggttact aaagtcatgt	2700
ggaataaagc cattgaaac aaatgaaaag cctgtcggga cttctgggct cagaaccagc	2760
tggtccacgc actccacttg tcagctggac ttctgccttg tgaatggaa gcagccttg	2820
ttccttctg gctgagcaag ctccagagc tgggagagac taggaaggct tggtaggag	2880
ggaaaaaagt caggaaga tatcaaatca gaaacatgga agaagaagg aaccgatttg	2940
agttggtgg caaaactcta aaaactaaa tctgatgctt atgtaagggt tgagcgaatt	3000
aggagattg ctagtggaaa ttggaggaa tttgtttgc atcattgtc taggatctat	3060
gcaaatatag ctccactaaa ggaccatagg gaagagccag ccttgccttt tcttatatga	3120
ttttgttac aaaaatttac tgggactttt aaatctagct atagagttgg gaaaaatat	3180
ttccacttag atattttaca tggttttgt taaaattacc attactgtt ttttaaaac	3240
acatgaccac atatgtatat gtatatctac ctaaacattg tatcatggtt tcagtatgtt	3300
atcatgtat tactgggaga tgctaccaag aaaccaaccc aaagaaaatt ctgaaaaata	3360

-continued

```

catttctatt tatagaataa atgtttcatt tatataaaag caaagaact tagagttcta 3420
ataaatggga tgtctaataa attatgaagt tactgatttg aatatattat atttttataa 3480
cttccttgcc aaagtctga tttagtacat tagagaacct gtgtttcctc tctcctctac 3540
cattcatctc tcttccatac agtcatttgg gctttttact caaagagaat caagaaataa 3600
taaggataaa caagcttggc aaagtgttgg ctttttaaaa aaaaattttt ttaatctcta 3660
gcagtttggg aatttagcag catcatttat ttgggattct tttatctgat ttcaacagtg 3720
aaaaacatcc ctatgataaa gcctaagcag ccatttcaca aaagatggaa ttgccccttc 3780
ctagaaaata tgacggagaa aagtctgact cagagaaagt gagtctgaat tttataaggg 3840
gtagtaagaa ttggacaatt cctttgcata tctgaacttg gcaggtagccg ttctaaatct 3900
gaaacagggg gatagctcaa agttgocatt catccagaat agattgtttt agaagttagt 3960
gtttaagtga ctgtttcatt aatacaccta caccctttct ttgaaagttt gcaacctaat 4020
tgcactctaa actatgaata agttctgtgg taaaatctta aactatggaa aattacaaaa 4080
atgaattttt ctccctgaa atcagagctt acatgtgtgt tttttataa cattttcaga 4140
taaatgtatt caacatgtaa tacagtattt taacattcac ctcttatttt atattgaaat 4200
gtattacagt attaaaaact agtggtcagt atttatttca ctatgcattt tatttagtaa 4260
aagccaggag aaatgtttaa tccaatggtg ccttactttg tgatttaaaa gaaatcaact 4320
tttttttatg tctaagtagt agattatttg catatttgta aaaactgtta ggtctttata 4380
ttttaaagtg taataccagt tttgttattt tagtagcaga aatgggatga ttgttaaagt 4440
tccccaaaaa tgttggcatg aaattaattt ttcctcctt atagtcaagg accgtagagg 4500
aagaaaaact ttttttcat accatgcact atgtaaacag acacattttg ctatctgtgt 4560
catcaggata gtgtaagtgg tagggtagag actaccctag acatctgcat ctttgaagt 4620
tagccagaca ataaagaaaa gcagaatgaa aaaaaaaaaa aaaa 4664

```

<210> SEQ ID NO 33

<211> LENGTH: 1166

<212> TYPE: DNA

<213> ORGANISM: Homo sapiens

<220> FEATURE:

<223> OTHER INFORMATION: TPPI glucocorticoid receptor-responsive gene

<400> SEQUENCE: 33

```

attcccaact gccagtgatc tctgaagccg actctgaggc tccctctttg ctctaacaga 60
cagcagcgac tttaggctgg ataatagtca aattcttacc tcgctcttcc actgctagta 120
agatcagatt gcgtttcttt cagttactct tcaatcgcca gtttcttgat ctgcttctaa 180
aagaagaagt agagaagata aatcctgtct tcaatacctg gaaggaaaaa caaataaacc 240
tcaactccgt tttgaaaaaa acattccaag aactttcatc agagatttta cttagatgat 300
ttacacaatg aagaaagtac atgcactttg ggcttctgta tgctgctgc ttaatcttgc 360
ccctgcccc ttaaatgctg attctgagga agatgaagaa cacacaatta tcacagatac 420
ggagttgcca ccaactgaaac ttatgcattc attttgtgca ttcaaggcgg atgatggccc 480
atgtaaagca atcatgaaaa gatttttctt caatattttc actcgacagt gcaagaatt 540
tatatatggg ggatgtgaag gaaatcagaa tcgatttgaa agtctggaag agtgcaaaaa 600
aatgtgtaca agagataatg caaacaggat tataaagaca acattgcaac aagaaaagcc 660

```

-continued

```

agatttctgc tttttggaag aagatcctgg aatatgtcga ggttatatta ccaggatatt 720
ttataacaat cagacaaaac agtgtgaacg tttcaagtat ggtggatgcc tgggcaatat 780
gaacaatttt gagacactgg aagaatgcaa gaacatttgt gaagatggtc cgaatggttt 840
ccaggtggtat aattatggaa cccagctcaa tgctgtgaat aactccctga ctccgcaatc 900
aaccaagggtt cccagccttt ttgttacaaa agaaggaaca aatgatgggtt ggaagaatgc 960
ggctcatatt taccaagtct ttctgaacgc cttctgcatt catgcatcca tgttctttct 1020
aggattggat agcatttcat gcctatgta atatttgtgc ttttggcatt tccttaatat 1080
ttatatgtat acgtgatgcc tttgatagca tactgctaataa aaagttttaa tatttcatg 1140
catagtaaaa aaaaaaaaaa aaaaaa 1166

```

```

<210> SEQ ID NO 34
<211> LENGTH: 8449
<212> TYPE: DNA
<213> ORGANISM: Homo sapiens
<220> FEATURE:
<223> OTHER INFORMATION: FN1 glucocorticoid receptor-responsive gene

```

```

<400> SEQUENCE: 34

```

```

gccccgcgcc gctgtgctgc acagggggag gagagggaac cccaggcgcg agcgggaaga 60
ggggacctgc agccacaact tctctgggcc tctgcatccc ttctgtccct ccaccctcc 120
ccttccccac cctctggccc ccaccttctt ggaggcgaca acccccggga ggcattagaa 180
gggatttttc ccgcaggttg cgaagggaaag caaacttggg ggcaacttgc ctcccgggtg 240
gggctgtctc cccccaccgt ctcaacatgc ttaggggtcc ggggcccggg ctgctgctgc 300
tggccgtcca gtgcctgggg acagcgggtgc cctccacggg agcctcgaag agcaagaggc 360
aggctcagca aatggttcag cccagctccc cgggtggctgt cagtcaaagc aagcccgtt 420
gttatgacaa tggaaaaaac tatcagataa atcaacagtg ggagcggacc tacctaggca 480
atgctgttgt ttgtacttgt tatggaggaa gccgaggttt taactgctgag agtaaacctg 540
aagctgaaga gacttgcctt gacaagtaca ctgggaacac ttaccgagtg ggtgacactt 600
atgagcgtcc taaagactcc atgatctggg actgtacctg catcggggct gggcgaggga 660
gaataagctg taccatcgca aaccgctgcc atgaaggggg tcagtcttac aagattgggtg 720
acacctggag gagaccacat gagactggtg gttacatgtt agagtgtgtg tgtcttggtg 780
atggaaaagg agaatggacc tgcaagccca tagctgagaa gtgttttgat catgctgctg 840
ggacttccca tgtggtcgga gaaacgtggg agaagcccta ccaaggctgg atgatggtag 900
attgtacttg cctgggagaa ggcagcggac gcatcacttg cacttctaga aatagatgca 960
acgatcagga cacaaggaca tcctatagaa ttggagacac ctggagcaag aaggataatc 1020
gaggaaacct gctccagtgc atctgcacag gcaacggccg aggagagtgg aagtgtgaga 1080
ggcacacctc tgtgcagacc acatcgagcg gatctggccc cttaccgat gttcgtgcag 1140
ctgtttacca accgcagcct cccccccagc ctccctccca tggccactgt gtcacagaca 1200
gtggtgtggt ctactctgtg gggatgcagt ggctgaagac acaaggaat aagcaaatgc 1260
tttgacgtg cctgggcaac ggagtcagct gccaaagagac agctgtaacc cagacttacg 1320
gtggcaactc aaatggagag ccatgtgtct taccattcac ctacaatggc aggacgttct 1380
actcctgcac cacagaaggg cgacaggacg gacatctttg gtgcagcaca acttcgaatt 1440
atgagcagga ccagaataac tctttctgca cagaccacac tgttttggtt cagactcgag 1500

```

-continued

gaggaaatc caatggtgcc ttgtgccact tccccttctc atacaacaac cacaattaca 1560
ctgattgcac ttctgagggc agaagagaca acatgaagtg gtgtgggacc acacagaact 1620
atgatgccga ccagaagttt gggttctgccc ccatggctgc ccacgaggaa atctgcacaa 1680
ccaatgaagg ggtcatgtac cgcattggag atcagtggga taagcagcat gacatgggtc 1740
acatgatgag gtgcacgtgt gttgggaatg gtcgtgggga atggacatgc attgcctact 1800
cgcagcttcg agatcagtg acattgtgatg acatcactta caatgtgaac gacacattcc 1860
acaagcgtca tgaagagggg cacatgctga actgtacatg cttcggctcag ggtcggggca 1920
ggtggaagtg tgatcccgcg gaccaatgcc aggattcaga gactgggacg ttttatcaaa 1980
ttggagatc atgggagaag tatgtgcatg gtgtcagata ccagtgtac tgctatggcc 2040
gtggcattgg ggagtggcat tgccaacctt tacagaccta tccaagctca agtggctctg 2100
tcgaagtatt tatcactgag actccgagtc agcccaactc ccacccatc cagtggaatg 2160
caccacagcc atctcacatt tccaagtaca ttctcaggtg gagacctaaa aattctgtag 2220
gccgttgga ggaagctacc ataccaggcc acttaaaactc ctacaccatc aaaggcctga 2280
agcctggtgt ggtatacag ggccagctca tcagcatcca gcagtacggc caccaagaag 2340
tgactcgctt tgacttcacc accaccagca ccagcacacc tgtgaccagc aacaccgtga 2400
caggagagac gactcccctt tctcctcttg tggccacttc tgaatctgtg accgaaatca 2460
cagccagtag ctttgtggtc tctcgggtct cagcttccga cacctgtctg ggattccggg 2520
tggaaatga gctgagtgag gagggagatg agccacagta cctggatctt ccaagcacag 2580
ccactctgt gaacatccct gacctgcttc ctggccgaaa atacattgta aatgtctatc 2640
agatatctga ggatggggag cagagtttga tctgtctac ttcacaaaca acagcgctg 2700
atgccctcc tgaccggact gtggaccaag ttgatgacac ctcaattgtt gttcgtctga 2760
gcagacccca ggctcccac acagggatca gaatagtcta ttcgccatca gtagaaggta 2820
gcagcacaga actcaacctt cctgaaactg caaactccgt cacctcagc gacttgcaac 2880
ctggtgttca gtataacatc actatctatg ctgtggaaga aatcaagaa agtacacctg 2940
ttgtcattca acaagaaacc actggcacc cagctcaga tacagtgcc tctcccaggg 3000
acctgcagtt tgtggaagt acagacgtga aggtcacat catgtggaca ccgcctgaga 3060
gtgcagtgac cggctaccgt gtggatgtga tcccctcaa cctgcctggc gagcacgggc 3120
agaggctgcc catcagcagg aacaccttg cagaagtcac cgggctgtcc cctggggtca 3180
cctattactt caaagtcttt gcagtgagcc atgggagggg gagcaagcct ctgactgctc 3240
aacagacaac caaactggat gctcccacta acctccagtt tgtcaatgaa actgattcta 3300
ctgtcctggt gagatggact ccacctcggg ccagataaac aggataccga ctgacctggg 3360
gccttaccgg aagaggacag ccagggcagc acaatgtggg tccctctgtc tccaagtacc 3420
cactgaggaa tctgcagcct gcactgtagt acaccgtatc cctcgtggcc ataaagggca 3480
accaagagag ccccaagacc actggagtct ttaccacact gcagcctggg agctctattc 3540
caccttacia caccgaggtg actgagacca ccattgtgat cacatggacg cctgctccaa 3600
gaattggttt taagctgggt gtacgaccaa gccagggagg agaggacca cgagaagtga 3660
cttcagactc aggaagcatc gttgtgtccg gcttgactcc aggagtagaa tacgtctaca 3720
ccatccaagt cctgagagat ggacagggaa gagatgcgcc aattgtaaac aaagtgggtga 3780

-continued

caccattgtc	tccaccaaca	aacttgcatc	tggaggcaaa	ccctgacact	ggagtgtctca	3840
cagtctcctg	ggagaggagc	accaccccag	acattactgg	ttatagaatt	accacaacce	3900
ctacaaacgg	ccagcaggga	aattcttttg	aagaagtgg	ccatgctgat	cagagtcct	3960
gcacttttga	taacctgagt	cccggcctgg	agtacaatgt	cagtgtttac	actgtcaagg	4020
atgacaagga	aagtgtccct	atctctgata	ccatcatccc	agctgttccct	cctcccactg	4080
acctgcgatt	caccaacatt	ggtccagaca	ccatgcgtgt	cacctgggct	ccacccccat	4140
ccattgattt	aaccaacttc	ctggtgcgtt	actcacctgt	gaaaaatgag	gaagatgttg	4200
cagagttgtc	aatttctcct	tcagacaatg	cagtggctct	aacaaatctc	ctgcctggta	4260
cagaatatgt	agtgagtgtc	tccagtgtct	acgaacaaca	tgagagcaca	cctcttagag	4320
gaagacagaa	aacaggtctt	gattccccc	ctggcattga	cttttctgat	attactgcca	4380
actcttttac	tgtgcactgg	attgtctctc	gagccacat	cactggetac	aggatccggc	4440
atcatcccg	gcacttcagt	gggagacctc	gagaagatcg	ggtgccccac	tctcggaatt	4500
ccatcacccct	caccaacctc	actccaggca	cagagtatgt	ggtcagcatc	gttgctctta	4560
atggcagaga	ggaaagtccc	ttattgattg	gccacaatc	aacagtttct	gatgttccga	4620
gggacctgga	agttgtgtct	gcgaccccc	ccagcctact	gatcagctgg	gatgctcctg	4680
ctgtcacagt	gagatattac	aggatcactt	acggagagac	aggaggaaat	agccctgtcc	4740
aggagttcac	tgtgcctggg	agcaagtcta	cagctaccat	cagcggcctt	aaacctggag	4800
ttgattatac	catcactgtg	tatgtgtca	ctggccgtgg	agacagcccc	gcaagcagca	4860
agccaatttc	cattaattac	cgaacagaaa	tgacaaaacc	atcccagatg	caagtgaccg	4920
atgttcagga	caacagcatt	agtgtaagt	ggctgccttc	aagttcccct	gttactgggt	4980
acagagtaac	caccactccc	aaaaatggac	caggaccaac	aaaaactaaa	actgcaggtc	5040
cagatcaaac	agaaatgact	attgaaggct	tgacccccac	agtgagatg	gtggtagtg	5100
tctatgtctc	gaatccaagc	ggagagagtc	agcctctggt	tcagactgca	gtaaccaaca	5160
ttgatcgccc	taaaggactg	gcattcactg	atgtggatgt	cgattccatc	aaaattgctt	5220
gggaaagccc	acaggggcaa	gtttccaggt	acaggggtgac	ctactcgagc	cctgaggatg	5280
gaatccatga	gctattccct	gcacctgatg	gtgaagaaga	cactgcagag	ctgcaaggcc	5340
tcagaccggg	ttctgagtac	acagtcagt	tggttgcctt	gcacgatgat	atggagagcc	5400
agccctgat	tggaaccag	tccacagcta	ttcctgcacc	aactgacctg	aagttcactc	5460
aggtcacacc	cacaagcctg	agcggccagt	ggacaccacc	caatgttcag	ctcactggat	5520
atcgagtgcg	ggtgaccccc	aaggagaaga	ccggaccaat	gaaagaaatc	aaccttgctc	5580
ctgacagctc	atccgtggtt	gtatcaggac	ttatgggtgg	caccaaata	gaagtgtgtg	5640
tctatgtctc	taaggacact	ttgacaagca	gaccagctca	gggagttgtc	accactctgg	5700
agaatgtcag	cccaccaaga	agggctcgtg	tgacagatgc	tactgagacc	accatcacca	5760
ttagctggag	aaccaagact	gagacgatca	ctggcttcca	agttgatgcc	gttccagcca	5820
atggccagac	tccaatccag	agaacctca	agccagatgt	cagaagctac	accatcacag	5880
gtttacaacc	aggcactgac	tacaagatct	acctgtacac	cttgaatgac	aatgctcgga	5940
gctcccctgt	ggtcatcgac	gcctccactg	ccattgatgc	accatccaac	ctgcgtttcc	6000
tggccaccac	acccaattcc	ttgctgggat	catggcagcc	gccacgtgcc	aggattaccg	6060
gctacatcat	caagtatgag	aagcctgggt	ctcctcccag	agaagtgtgc	cctcgccccc	6120

-continued

gccctggtgt cacagaggct actattactg gectggaacc ggaaccgaa tatacaattt	6180
atgtcattgc cctgaagaat aatcagaaga gcgagcccct gattggaagg aaaaagacag	6240
acgagcttcc ccaactggta acccttccac accccaatct tcatggacca gagatcttgg	6300
atgttccttc cacagttcaa aagaccocctt togtcaccca ccctgggtat gacactggaa	6360
atggtattca gcttctctgc acttctgtgc agcaaccag tgttgggcaa caaatgatct	6420
ttgaggaaca tggttttagg cggaccacac cgcccacaac ggccaccccc ataaggcata	6480
ggccaagacc ataccgcgcg aatgtaggac aagaagctct ctctcagaca accatctcat	6540
gggccccatt ccaggacact tctgagtaca tcatttcatg tcatcctggt ggcactgatg	6600
aagaaccctt acagttcagg gttctctggaa cttctaccag tgccactctg acaggcctca	6660
ccagagggtgc cactacaac atcatagtgg aggcactgaa agaccagcag aggcataagg	6720
ttcgggaaga ggttgttacc gtgggcaact ctgtcaacga aggcttgaac caacctacgg	6780
atgactcgtg ctttgacccc tacacagttt cccattatgc cgttggagat gagtgggaac	6840
gaatgtctga atcaggcttt aaactgttgt gccagtgtt aggctttgga agtggtcatt	6900
tcagatgtga ttcacttaga tgggtccatg acaatggtgt gaactacaag attggagaga	6960
agtgggaccg tcaggggaaa aatggccaga tgatgagctg cacatgtctt gggaacggaa	7020
aaggagaatt caagtgtgac cctcatgagg caacgtgtta tgatgatggg aagacatacc	7080
acgtaggaga acagtggcag aaggaatact togggtccat ttgctcctgc acatgctttg	7140
gaggccagcg gggctggcgc tgtgacaact gccgcagacc tgggggtgaa cccagtcccc	7200
aaggcactac tggccagtcc tacaaccagt attctcagag ataccatcag agaacaaaca	7260
ctaagttaa ttgcccatt gagtgcttca tgcctttaga tgtacaggct gacagagaag	7320
attcccgaga gtaaatcacc tttccaatcc agaggaacaa gcatgtctct ctgccaaagt	7380
ccatctaaac tggagtgatg ttagcagacc cagcttagag ttcttcttcc tttcttaagc	7440
cttttgctct ggaggaagt ctccagcttc agctcaactc acagcttctc caagcatcac	7500
cctgggagtt tctctagggt tttctcataa atgagggctg cacattgcct gttctgcttc	7560
gaagtattca ataccgctca gtattttaa tgaagtgatt ctaagatttg gtttgggac	7620
aataggaaag catatgcagc caaccaagat gcaaatgttt tgaatgata tgacaaaat	7680
tttaagtagg aaagtcccc aaacacttct gctttcactt aagtgtctgg cccgcaatac	7740
tgtaggaaca agcatgatct tgttactgtg atattttaa tatccacagt actcactttt	7800
tccaaatgat cctagtaatt gcctagaat atcttctctc tacctgttat ttatcaattt	7860
ttcccagtat ttttatacgg aaaaaattgt attgaaaaca cttagtatgc agttgataag	7920
aggaatttgg tataattatg gtgggtgatt atttttata ctgtatgtgc caaagcttta	7980
ctactgtgga aagacaactg ttttaataaa agatttcat tccacaactt gaagttcatc	8040
tatttgatat aagacacctt cgggggaaat aattcctgtg aatattcttt tccaattcag	8100
caaacatttg aaaatctatg atgtgcaagt ctaattgttg atttcagtac aagattttct	8160
aaatcagttg ctacaaaaac tgattggttt ttgtcacttc atctctcac taatggagat	8220
agctttacac tttctgcttt aatagattta agtggacccc aatatttatt aaaattgcta	8280
gtttaccggt cagaagtata atagaataa tctttagttg ctcttttcta accattgtaa	8340
ttcttcctt ctccctcca ccttctctc attgaataaa cctctgttca aagagattgc	8400

-continued

 ctgcaagga aataaaatg actaagatat taaaaaaaaa aaaaaaaaaa 8449

<210> SEQ ID NO 35

<211> LENGTH: 4625

<212> TYPE: DNA

<213> ORGANISM: Homo sapiens

<220> FEATURE:

<223> OTHER INFORMATION: FAM134A glucocorticoid receptor-responsive gene

<400> SEQUENCE: 35

agcgctccgc agtcacgtga cgctcgtccg caacctctgc tgtcctccgc ggcgccccct 60
 tccgcctgac ggcgccccgg cggcgccgcg gcagccctgg ctctctcgcg gctcggggcg 120
 cggctgcccc ggggctatgg cgagcggcgg tggcgggggt aacctggcg cgggtggggg 180
 gccggggatg ggctcagacc tgggctggg tctgggtctg agcctaggca tgagtggagc 240
 caccagttag gcagaggagg aggcggccac ggccgaggcg gtgggacgcc tggccacgac 300
 gctgtggctg cggtcccgcg gctgggaggc ggtgctggcg gcggcgcagc ggttctgggt 360
 gtgggagaag ccgctgcaca gcctggtcac ggcggccgcg ctcaacggcc tcttctgggt 420
 gctgtcttcc tcgtccctcc ggcccttctt cctactcagc gtctcacttt tggcctatct 480
 tctgctggat ctctggcagc ctctgctttt cctgacgctt tcagcatcat cccagagga 540
 gccacactct gacagttagg gtgccccggtc aggcgccccg ccgacacctg tgagtgtgcc 600
 cgagttgtgc agatacctgg ctgagagctg gctcaccttc cagattcacc tgcaggagct 660
 gctgcagtac aagaggcaga atccagctca gttctgcgct cgagtctgct ctggctgtgc 720
 tgtgttggtc gtgttgggac actatgttcc agggattatg atttcctaca ttgtcttgg 780
 gagtatcctg ctgtggcccc tgggtggtta tcatgagctg atccagagga tgtacactcg 840
 cctggagccc ctgctcatgc agctggacta cagcatgaag gcagaagcca atgccctgca 900
 tcacaaacac gacaagagga agcgtcaggg gaagaatgca cccccaggag gtgatgagcc 960
 actggcagag acagagagtg aaagcggagg agagctggct ggcttctccc cagtgggtga 1020
 tgtgaagaaa acagcattgg ccttggccat tacagactca gagctgtcag atgaggaggc 1080
 ttctatcttg gagagtggg gcttctccgt atccccggcc acaactccgc agctgactga 1140
 tgtctccgag gatattggacc agcagagcct gcccaagtga ccagaggaga ccctaagccg 1200
 ggacctaggg gagggagagg agggagagct ggccccctcc gaagacctac taggccgtcc 1260
 tcaagctctg tcaaggcaag ccctggactc ggaggaagag gaagaggatg tggcagctaa 1320
 ggaacacctg ttgcggctct catccccctt ccactttgtg aacacgcact tcaatggggc 1380
 agggctcccc ccagatggag tgaatgctc ccctggagga ccagtggaga cactgagccc 1440
 cgagacagtg agtgggtggc tcaactgctc gcccgccacc ctgtcacctc cactttgcct 1500
 tgttgaagtg gacctagccc cctccccctc cattctccca cctgttcccc aggactcacc 1560
 ccagccccct cctgccccct aggaagaaga ggcactcacc actgaggact ttgagttgct 1620
 ggatcagggg gagctggagc agctgaatgc agagctgggc ttggagccag agacaccgcc 1680
 aaaaaccctt gatgctccac ccctggggcc cgacatccat tctctggtac agtcagacca 1740
 agaagctcag gccgtggcag agccatgagc cagccgttga ggaaggagct gcaggcacag 1800
 tagggcttcc tggctaggag tgttgctgtt tcctcctttg cctaccactc tgggggtggg 1860
 cagtgtgtgg ggaagctggc tgtcggatgg tagctattcc accctctgcc tgctgctctg 1920
 cctgctgtcc tgggcatggt gcagtacctg tgcttaggat tggttttaa tttgtaata 1980

-continued

atthccatt tgggttagtg gatgtgaaca gggctagga agtcctccc acagcctgcg 2040
cttgcctccc tgcctcatct ctattctcat tccactatgc cccaagccct ggtggctctgg 2100
ccctttcttt ttctctcat cctcaggac ctgtgctgct ctgccctcat gtcccacttg 2160
gttgtttagt tgaggcactt tataatthtt ctcttgctct gtgttcttt ctgctttatt 2220
tccctgctgt gtctgtctc tagcagctca acccctcct ttgccagctc ctctatccc 2280
gtgggcactg gccaaagcttt agggaggctc ctggctctgg aagtaaagag taaacctggg 2340
gcagtgggctc aggccagtag ttacactctt aggtcactgt agtctgtgta accttactg 2400
catccttgcc ccattcagcc cggcctttca tgatgcagga gagcaggat cccgcagtac 2460
atggcgccag cactggagtt ggtgagcatg tgcctctctc tgagattagg agcttctta 2520
ctgctctctc ggggtatcca agtgtagtgg gacccctac tagggtcagg aagtggacac 2580
taacatctgt gcagggttg acttgaaaaa taaagtgttg attggctaga actgctgcct 2640
cctgactgt gagctgcctt ccacacctg cactgactg tgttctctc tcacctta 2700
cctgcttcc tccagctgt tctggctgtt tattacctg ttgcaaaa gggccgaagc 2760
aaggattacc ttgacaaccc tagcttctc ttagccatct tccttgacag tgtgatctgt 2820
ttagtgagat ttagcatgtg tgaataaagt atatgcagga ggaaattgct ttgtcttccc 2880
aatcggtaga aattcgggac cataaaaatt gtgttttacc atgtggccta caacctaac 2940
actgcttct taagaagtct tcacctctc acatgctaac aactcactca gcttgattt 3000
atctttactg gggaagccaa acaagcaata gaggacctt acctgtgta gaaatgagtt 3060
ggagccaagg aacctgaag aaatagtatc ttaacagta ctgagtcct tgtatgtgct 3120
tggctctgct ctgagtgatt tatatgtatt aagatttttc ctacaggctc agatataac 3180
tgttactaac ttcatthtat agacaggta agcttctga aggccacagg tcccagtaaa 3240
ttgtggagcc agaaccctaaa ccaagaagt tttggcttca gcaaatgcat cagacagccc 3300
ctgtccatta atagggcaca ggtaggaaga tgcacaagga tgtgggaact atagagaacc 3360
aatctgatgc cttggcttaa caaagagtgg acatggcaag ccttctctt tggggaagaa 3420
aagcccagaa ctgagcagat ggcctcctt atgagttcat gtcctccgccc ttcagctgga 3480
ggtaccatag ggcgatgcta cctgtcttct tgctggagggt accataggt aatgctgcct 3540
ggctgtctgc tggaggtacc atatggtaat gctgcctgct tttctgagggt tgacttttat 3600
gccatgtctt tccctagtgt gtaagaattt ttctgtttgc ttcacattg actgagaatc 3660
attctaggggt ttgattgagc ccctgtctg tgccactaaa ggaactcga ctttctatca 3720
cttagagatt tcagagggga atggaaaaac agttctaact aataagcaag caattcaaga 3780
aaaaatagaat taatcaggca atgactgcaa catgctctat ctttaacta tttcttatt 3840
aagcttggac attgacaata gaaccagaag cttgtagctg gatcaaaaata ttctccatag 3900
gctggagtt tcatgagggt ctattctttt gttgtgttg ttttggtttt ttgtttttg 3960
tgggtttttt ttttttttt tttgagacgg agtcttctc tgttggccag gctggagtg 4020
aatggctgag tcttggttca ctgcaacctc tgcctcccag gttcaaaaata ttctctgccc 4080
tcagccgtcc aagtactgg gattacaggt gcatgccacg atgctggct atthtttgta 4140
tttttagtag aggtggggtt tcacctggtt ggccaggctg gctcgaact cctgacctca 4200
ggtgattcac ccacctcgcc ctcccaagt gctgggatta cagggtgtgag ccacggcgcc 4260

-continued

```

cagcctcatg agggctctatt ctttacatc accatggctc gatggttgct acatgtttgt 4320
ctatgatttt tttttctat tatcagggtg cttggccggg tcatgcccc cgatgaaagg 4380
gccagaggtt ttcatatgag taaaagaaaa aagcagaaat gtgaaaccta caattaggct 4440
aaacaaaaat caactggaaa agtacaggct gaggggagaa gagttggcta catgtttatg 4500
ttaggggagg agggagtaca ttttagctat gtattcaaac agctaatagt ttaatgttgc 4560
tgcttataaa cttaatttta ggctgcatta ataaaagtgt agtctccaaa acaaaaaaaaa 4620
aaaaa 4625

```

<210> SEQ ID NO 36

<211> LENGTH: 7556

<212> TYPE: DNA

<213> ORGANISM: Homo sapiens

<220> FEATURE:

<223> OTHER INFORMATION: NR1P1 glucocorticoid receptor-responsive gene

<400> SEQUENCE: 36

```

gcaggcgcct tcgcgaccg agcctgacgg agccggaggc tgggagccgc ggcggcctgg 60
ggaagtgttt ggattgtgag ctatttcaga actgttctca ggactcatta ttttaacatt 120
tgggagaaac acagccagaa gatgcacact tgactgaagg aggacagga atctgaagac 180
tccggatgac atcagageta cttttcaaca gccttctcaa ttttcttct cagaaagcag 240
aggctcagag cttggagaca gacgaacact gatatttgca tttaatggg aacaaaagat 300
gaagaaggaa aaggaatata ttcactaagg attctatctg cttactgcta cagacctatg 360
tgtaaggaa ttcttctcct cctccttgcg tagaagtga tcagcactgt ggtcagactg 420
catttatctt gtcattgcca gaagaaatct tggacagaat gtaacagtac gtctctctct 480
gattgcatg gaagtgata aactgatact cttttattaa agttacatcg cactcaccac 540
agaaaaccat tctttaaagt gaatagaaac caagcccttg tgaacacttc tattgaacat 600
gactcatgga gaagagcttg gctctgatgt gcaccaggat tctattgttt taacttacct 660
agaaggatta ctaatgcatc aggcagcagg gggatcagg actgccgttg acaaaaagtc 720
tgctgggcat aatgaagagg atcagaactt taacatttct ggcatgcat tcccacctg 780
tcaaagtaat ggtccagttc tcaatacaca tacatatcag gggctcggca tgetgcacct 840
caaaaaagcc agactgttgc agtctcttga ggactggaat gcagcaaagc ggaagaggct 900
gtctgattct atcatgaatt taaacgtaaa gaaggaagct ttgctagctg gcatggttga 960
cagtgtgcct aaaggcaaac aggatagcac attactggcc tctttgcttc agtcattcag 1020
ctctaggctg cagactgttg ctctgtcaca acaaatcagg cagagcctca aggagcaagg 1080
atatgcctc agtcatgatt ctttaaaagt ggagaaggat ttaagggtct atgggtgttc 1140
atcaagtcat ttaaaaaact tgttgaagaa aagtaaagtt aaagatcaaa agcctgatac 1200
gaatcttctc gatgtgacta aaaacctcat cagagatagg tttgcagagt ctctcatca 1260
tgttgacaa agtggaaaca aggtcatgag tgaaccgttg tcatgtgctg caagattaca 1320
ggctgttgca agcatggtgg aaaaaagggc tagtcctgcc acctcaccta aacctagtgt 1380
tgctttagc cagttagcat tacttctgtc aagcgaagcc catttgtagc agtattctcg 1440
agaacacgct ttaaaaacgc aaaatgcaaa tcaagcagca agtgaaagac ttgctgctat 1500
ggccagattg caagaaaatg gccagaagga tgttggcagt taccagctcc caaaaggaat 1560
gtcaagccat cttaatggtc aggcagaac atcatcaagc aaactgatgg ctagcaaaag 1620

```

-continued

tagtgctaca gtgtttcaaa atccaatggg tatcattcct tcttccccta aaaatgcagg 1680
ttataagaac tcaactggaaa gaaacaatat aaaacaagct gctaaacaata gtttgctttt 1740
acatcttctt aaaagccaga ctatacctaa gccaatgaat ggacacagtc acagtggagag 1800
aggaagcatt tttgaggaaa gtagtacacc tacaactatt gatgaatatt cagataacaa 1860
tcctagtttt acagatgaca gcagtggtga tgaaagtctt tattccaact gtgttcccat 1920
agacttgctt tgcaaacacc gaactgaaaa atcagaatct gaccaactcg tttccctgga 1980
taacttcaact caatccttgc taaacacttg ggatccaaaa gtcccagatg tagatatcaa 2040
agaagatcaa gatacctcaa agaattctaa gctaaactca caccagaaag taacacttct 2100
tcaattgcta ctggtccata agaatgaaga aaatgtagaa aaaaacacca gccctcaggg 2160
agtacacaat gatgtgagca agttcaatac acaaaattat gcaaggactt ctgtgataga 2220
aagccccagt acaaatcgga ctactccagt gagcactcca cctttactta catcaagcaa 2280
agcagggctt cccatcaatc tctctcaaca ctctctggtc atcaaatgga attcccacc 2340
atatgtctgc agtactcagt ctgaaaagct aacaataact gcatctaacc actcaatgga 2400
ccttcaaaaa agcaagacc caccaggaga gaaaccagcc caaaatgaag gtgcacagaa 2460
ctctgcaacg tttagtgcga gtaagctggt acaaaattta gcacaatggt gaatgcagtc 2520
atccatgtca gtggaagagc agagaccag caaacagctg ttaactggaa acacagataa 2580
accgataggt atgattgata gattaatatg ccctttgctc tcaataaaaa caaatgcagt 2640
tgaagaaaat aaagcattta gtagtcaacc aacaggtcct gaaccagggc tttctggttc 2700
tgaatataga aatctgcttg aaagacgtac tgtcctccag ttgctcctgg ggaaccccaa 2760
caaaggaag agtgaaaaaa aagagaaaac tcccttaaga gatgaaagta ctgaggaaca 2820
ctcagagaga gctttaagtg aacaataact gatggtgaaa ataaaatctg agccttgatg 2880
tgacttaca attcctaaca caaatgtgca cttgagccat gatgctaaga gtgccccatt 2940
cttgggtatg gctcctgctg tgcagagaag cgcacctgcc ttaccagtgt ccgaagactt 3000
taaatcggag cctgtttcac ctcaggattt ttctttctcc aagaatggtc tgctaagtcg 3060
attgctaaga caaatcaag atagttacct ggcagatgat tcagacagga gtcacagaaa 3120
taatgaaatg gcacttctag aatcaagaa tctttgcatg gtccctaaga aaaggaagct 3180
ttatactgag ccattagaaa atccatttaa aaagatgaaa aacaacattg ttgatgctgc 3240
aaacaatcac agtgccccag aagtaactgta tgggtccttg cttaccagg aagagctgaa 3300
athtagcaga aatgatcttg aatttaata tcctgctggt catggctcag ccagcgaag 3360
tgaacacagg agttgggcca gagagagcaa aagctttaat gttctgaaac agctgcttct 3420
ctcagaaaac tgtgtgagag atttgtcccc gcacagaagt aactctgtgg ctgacagtaa 3480
aaagaaagga cacaaaaata atgtgaccaa cagcaaacct gaatttagca tttcttctt 3540
aaatggactg atgtacagtt ccaactcagcc cagcagttgc atggataaca ggacattttc 3600
ataccaggt gtagtaaaaa ctctgtgag tcctactttc cctgagcact tgggctgtgc 3660
agggcttaga ccagaatctg ggcttttgaa tgggtgttcc atgccagtg agaaaggacc 3720
cattaagtgg gttatcactg atgcggagaa gaatgagat gaaaaagact ctccaagatt 3780
gacaaaaacc aaccaatac tatattacat gcttcaaaaa ggaggcaatt ctgttaccag 3840
tcgagaaaaa caagacaagg acatttgag ggaggcttca tctgctgaaa gtgtctcaca 3900

-continued

ggtcacagcc	aaagaagagt	tacttccctac	tcgagaaaacg	aaagcttctt	tctttaattt	3960
aagaagccct	tacaatagcc	atatgggaaa	taatgcttct	cgcccacaca	gcgcaaatgg	4020
agaagtttat	ggacttctgg	gaagcgtgct	aacgataaag	aaagaatcag	aataaaatgt	4080
acctgccatc	cagttttgga	tctttttaa	actaatgagt	atgaacttga	gatctgtata	4140
aataagagca	tgatttgaaa	aaaagcatgg	tataattgaa	acttttttca	ttttgaaaag	4200
tattggttac	tggtgatgtt	gaaatagca	tactaatttt	tgcttaacat	tagatgtcat	4260
gaggaaacta	ctgaactagc	aattggttgt	ttaacacttc	tgatgcatc	agataacaac	4320
tgtagtagc	ctatgaatga	aattctttta	taaatattag	gcataaatta	aaatgtaaaa	4380
ctccattcat	agtgattaa	tcatttttgc	tgcttttatt	agggtacttt	attttgcttt	4440
tcagaagtca	gcctacataa	cacattttta	aagtctaaac	tgtaaaca	ctctttaaag	4500
gataattatc	caataaaaa	aaacctagtg	ctgattcaca	gcttattatc	caattcaaaa	4560
ataaattaga	aaaatatatg	cttacatttt	tcacttttgc	taaaaagaaa	aaaaaaaggt	4620
gtttattttt	aactcttgga	agaggttttg	tggttcccaa	tgtgtctgtc	ccaccctgat	4680
ccttttcaat	atataattct	ttaaaccttg	tgctacttag	taaaaattga	ttacaattga	4740
gggaagtttg	atagatcctt	taaaaaaaag	gcagatttcc	attttttgta	ttttaactac	4800
tttactaaat	taatactcct	ccttttacag	aattagaaaa	gttaacattt	atctttaggt	4860
ggtttcctga	aaagttgaat	atttaagaaa	ttgtttttaa	cagaagcaaa	atggcttttc	4920
tttgacagt	ttcaccatc	tcttgtaaaa	gttaattctc	accattctcg	tggtacctgc	4980
gagtgttatg	accaggatc	cttaaacctg	aactcagacc	acttgatta	gaaccatctg	5040
gagcacttgt	tttaaaatgc	agattcatag	gcagcatctc	agatctacag	aacaagaatc	5100
tctgctaagt	ggacctgga	tcttccatct	gcacttaac	atgctctcta	ggtgtttctt	5160
gtgtttgaga	accatgactt	atgactttcc	tcagaacatg	agactgtaaa	acaaaaaca	5220
aaaaactatg	gatgctctta	ttttccocaa	tacagtca	catcagctca	aaatttgcaa	5280
tattgtagtt	catatattac	cgttatgtct	ttggaaatcg	ggttcagaac	actttttatg	5340
acaaaaattg	ggtggagggg	ataactttca	tatctggctc	aacatctcag	gaaaatctgt	5400
gattatttgt	gtgttcta	gagtaacatc	tacttagtta	gccttaggga	tggaaaaaaca	5460
gggccactta	ccaaactcag	tgattccag	gatggtttgg	aaacttctcc	tgaatgcac	5520
cttaaccttt	attaaaaacca	ttgtcctaag	aacaatgcca	acaaagctta	caacatttag	5580
tttaaaccca	agaagggcac	taaactcaga	ttgactaaat	aaaaagtaca	aagggcacat	5640
atagtgaca	gaattgtaca	caatcactcc	attggatctt	ttactttaaa	gtagtgatga	5700
aaagtacatg	ttgatactgt	cttagaagaa	attaatatat	tagtgaagcc	acatgggggt	5760
tcagttgcca	aacaggtctg	tttttatgtt	cagtttgtac	aatccacaat	tcattcacca	5820
gatattttgt	tcttaattgt	gaaccaggtt	agcaaatgac	ctatcaaaaa	ttattctata	5880
atcactacta	gttaggatat	tgatttaaaa	ttgttctact	tgaagtggtt	tctaagattt	5940
ttatattaaa	aataggtgtg	atctccta	atgatctaaa	acctaaaatg	gttatttttc	6000
ctcagaatga	tttgtaata	gctactggaa	atattataca	gtaataggag	tggttattat	6060
gcaacatcat	ggagaagtga	aggcatagcc	ttattctgac	ataaaattcc	actggccagt	6120
tgaatatatt	ctattccatg	tccatactat	gacaacttta	ttgtcaacac	tatataaata	6180
agcttttaaa	caagtcattt	ttcttgatcg	ttgtggaagg	tttgagcct	tagaggtatg	6240

-continued

```

tcagaaaaa tatgttgta ttctcccttg ggtaggggga aatgacctt ttacaagaga 6300
gtgaaattta ggtcagggaa aagaccaagg gccagcattg ctacttttgt gtgtgtgtgt 6360
gtgggttttg tttgttttt ttgggtggct ggtgttttc gttgttgta acaaaggaat 6420
gagaatatgt aatacttaaa taaacatgac cacgaagaat gctgttctga tttactagag 6480
aatgttccca atttgaattt agggtgattt taaagaacag tgagaaaggg catacatcca 6540
cagattcact ttgtttatgc atatgtagat acaaggatgc acatatacac attttcaagg 6600
actattttag atatctagac aatttcttct aataaagtca tttgtgaaag ggtactacag 6660
cttattgaca tcagtaaggt agcattcatt acctgtttat tctctgctgc atcttacaga 6720
agagtaaaact ggtgagagta tatattttat atatataat atataatag 6780
tatatatata tatattgact tgttacatga agatgttaaa atcgggtttt aaaggtgatg 6840
taaaatagta tttccttaat gaaaaataca tttttgtat tgttctaag caacagaaaa 6900
gccttttaat ctctttggtt cctgtatatt ccatgtataa gtgtaaatat aatcagacag 6960
gtttaaaggt tgtgcatgta tgtatacagt tgcaagtctg gacaaatga tagaataaac 7020
cttttattta agttgtgatt acctgctgca tgaaaagtgc atgggggacc ctgtgcatct 7080
gtgcatttgg caaaatgtct taacaaatca gatcagatgt tcacctaac atgacagtat 7140
tccatttctg gacatgacgt ctgtggttta agctttgtga aagaatgtgc tttgattcga 7200
agggctctaa agaatttttt taatcgtcaa ccacttttaa acataaagaa ttcacacaac 7260
tactttcatg aattttttta tcccattgca aacattatc caagagtatc ccagtattag 7320
caatactgga atataggcac attaccatc atagtaagaa ttctggtgtt tacacaacca 7380
aatttgatgc gatctgctca gtaataaat ttgccattt tattagaat ttaatttctt 7440
catgtgatgt catgaaactg tacatactgc agtgtgaatt tttttgttt gttttttaat 7500
cttttagtgt ttacttctg cagtgaattt gaataaatga gaaaaaatgc attgtc 7556

```

<210> SEQ ID NO 37

<211> LENGTH: 1516

<212> TYPE: DNA

<213> ORGANISM: Homo sapiens

<220> FEATURE:

<223> OTHER INFORMATION: RAC2 glucocorticoid receptor-responsive gene

<400> SEQUENCE: 37

```

tgccccacca ccgctgctcc tcagcaggcg cctcaccagc ctccacaccc cttgcgccc 60
cagaaaacgcg cctggccctg agctgtcacc accgacactc tccaggctcc ggacacgatg 120
caggccatca agtgtgtggt ggtgggagat ggggcccgtgg gcaagacctg ccttctcacc 180
agctacacca ccaacgcctt tcccggagag tacatcccca ccgtgttga caactattca 240
gccaatgtga tgggtggacag caagccagtg aacctggggc tgtgggacac tgctgggcag 300
gaggactacg accgtctccg gccgctctcc tatccacaga cggacgtctt cctcatctgc 360
ttctccctcg tcagcccagc ctcttatgag aacgtccgcg ccaagtgggt cccagaagtg 420
cggcaccact gccccagcac acccatcacc ctggtgggca ccaagctgga cctgcccggc 480
gacaaggaca ccatcgagaa actgaaggag aagaagctgg ctcccatcac ctacccgcag 540
ggcctggcac tggccaagga gattgactcg gtgaaatacc tggagtgtc agctctcacc 600
cagagaggcc tgaaaaccgt gttcgacgag gccatccggg ccgtgctgtg cctcagccc 660

```

-continued

```

acgcgcgagc agaagcgcgc ctgcagcctc ctctaggggt tgcaccccag cgctcccacc 720
tagatggggtc tgatcctcca ggatcccacc ccaaagcctg atggcacccc ggetggccat 780
gctgtcccct ccctgtggcg tttcttagca gatggctgca gagcttcggt gatggtcttt 840
tctgtactgg aggcctcctg aggccaggaa cgtgcaaatt tgcaggtgct gcatcccagg 900
cccctcatgc tctgccttc ctgagggcca gaggggagcc ccaggaccca ttaagccacc 960
cccgtgttcc tgcctcagc gcccaactgcc gcattgtgaa gcattctacc gttcactcca 1020
gtcccacccc acgcctgact cccctctgga aactgcaggc cagatggttg ctgccacaac 1080
ttgtgtacct tcagggatgg ggctcttact cctcctgag gccagctgct ctaatatcga 1140
tggctctgct tgccagagag ttcctctacc cagcaaaaat gagtgtctca gaagtgtgct 1200
cctctggcct cagttctcct cttttggaac aacataaaac aaatttaatt ttctacgcct 1260
ctggggatat ctgctcagcc aatggaaaat ctgggttcaa ccagcccctg ccatttetta 1320
agactttctg ctgcactcac aggatcctga gctgcactta cctgtgagag tcttcaaact 1380
tttaaaccct gccagtcagg acttttgcta ttgcaaatag aaaacccaac tcaacctgct 1440
taagcagaaa ataaatttat tgattcaaaa aaaaaaaaaa aaaaaaaaaa aaaaaaaaaa 1500
aaaaaaaaaa aaaaaa 1516

```

<210> SEQ ID NO 38

<211> LENGTH: 1641

<212> TYPE: DNA

<213> ORGANISM: Homo sapiens

<220> FEATURE:

<223> OTHER INFORMATION: SPP1 glucocorticoid receptor-responsive gene

<400> SEQUENCE: 38

```

ctccctgtgt tgggtggagga tgtctgcagc agcatttaaa ttctgggagg gcttggttgt 60
cagcagcagc aggaggaggc agagcacagc atcgtcggga ccagactcgt ctcaggccag 120
ttgcagcctt ctcagccaaa cgccgaccaa ggaaaactca ctaccatgag aattgcagtg 180
atttgctttt gcctcctagg catcacctgt gccataccag ttaaacaggc tgattctgga 240
agttctgagg aaaagcagct ttacaacaaa taccagatg ctgtggccac atggctaaac 300
cctgacccat ctcagaagca gaatctccta gcccacaga atgctgtgtc ctctgaagaa 360
accaatgact ttaacaaga gacccttcca agtaagtcca acgaaagcca tgaccacatg 420
gatgatatgg atgatgaaga tgatgatgac catgtggaca gccaggactc cattgactcg 480
aacgactctg atgatgtaga tgacactgat gattctcacc agtctgatga gtctcaccat 540
tctgatgaat ctgatgaact ggtcactgat tttcccacgg acctgccagc aaccgaagtt 600
ttcactccag ttgtcccac agtagacaca tatgatggcc gaggtgatag tgtggtttat 660
ggactgaggt caaaatctaa gaagtctcgc agacctgaca tccagtaccc tgatgctaca 720
gacgaggaca tcacctcaca catggaaagc gaggagtga atggtgcata caaggccatc 780
cccgttgccc aggacctgaa cgcgccttct gattgggaca gccgtgggaa ggacagtatt 840
gaaaacgagtc agctggatga ccagagtgct gaaacccaca gccacaagca gtccagatta 900
tataagcggg aagccaatga tgagagcaat gagcattccg atgtgattga tagtcaggaa 960
ctttccaaag tcagccgtga attccacagc catgaatttc acagccatga agatagctg 1020
gttgtagacc ccaaagtaa ggaagaagat aaacacctga aatttcgtat ttctcatgaa 1080
ttagatagtg catcttctga ggtcaattaa aaggagaaaa aatacaattt ctactttgc 1140

```

-continued

```

atttagtcaa aagaaaaaat gctttatagc aaaatgaaag agaacatgaa atgcttcttt 1200
ctcagtttat tggttgaatg tgtatctatt tgagtctgga aataactaat gtgtttgata 1260
attagtttag tttgtggcct catggaaact cctgtaaac taaaagcttc agggttatgt 1320
ctatgttcat tctatagaag aatgcaaac taccactgta ttttaattatt tgtattctc 1380
tcatgaatag aaatztatgt agaagcaaac aaaatacttt taccactta aaaagagaat 1440
ataacathtt atgtcactat aatcttttgt tttttaagtt agtgtatatt ttgttgat 1500
tatctttttg tgggtgtaat aaatctttta tcttgaatgt aataagaatt tgggtggtgc 1560
aattgcttat ttgttttccc acggttgtcc agcaattaat aaaacataac cttttttact 1620
gcctaaaaaa aaaaaaaaaa a 1641

```

<210> SEQ ID NO 39

<211> LENGTH: 6463

<212> TYPE: DNA

<213> ORGANISM: Homo sapiens

<220> FEATURE:

<223> OTHER INFORMATION: PHF15 glucocorticoid receptor-responsive gene

<400> SEQUENCE: 39

```

ctctcttget cgctcgctcc ctctctctcc tgctggctgc ctgttctagg aagccagcgc 60
ggagaggggg gggatgcaca gcacagggga gagagattgc gcatgttggc cagtctgtgt 120
ttaaagagta cagtgcgggg aggctgagag gggcgcatgc aacaacaact tttggaagga 180
tggagagaaa gaggcgaaaa tactccatca gcagtgacaa ctctgacacc actgacagtc 240
atgagacatc tacatccgca tcaagatgct ccaaactgcc cagcagcacc aagtccggct 300
ggccccgaca gaacgaaaag aagccctccg aggttttccg gacagacttg atcacagcca 360
tgaagatccc ggactcatac cagctcagcc cggatgacta ctacatctctg gcagacccat 420
ggcgacagga atgggagaaa ggtgtgcagg tgcctgccgg ggcagaggcc atcccagagc 480
ccgtggtgag gatcctccca ccaactggaag gccccctgc ccaggcatcc ccgagcagca 540
ccatgcttgg tgagggtccc cagcctgatt ggccaggggg cagccgctat gacttggacg 600
agattgatgc ctactggctg gagctcatca actcggagct taaggagatg gagaggccgg 660
agctggacga gctgacatta gagcgtgtgc tggaggagct ggagaccctg tgccaccaga 720
atatggccag ggccattgag acgcaggagg ggctgggcat cgagtacgac gaggatgttg 780
tctcgacagt gtgtcgctct cctgagggcg aggatggcaa cgagatggtc ttctgtgaca 840
agtgcaactg ctgtgtgcat caggcatgct acgggatcct caagggtccc acgggcagct 900
ggctgtgccc gacgtgtgcc ctgggtgtcc agccaaagtg cctgctctgc cccaagcgag 960
gaggagcctt gaagcccact agaagtggga ccaagtgggt gcatgtcagc tgtgccctat 1020
ggattctcga ggtcagcacc ggctgcccag agaagatgga gccatcacc aagatctcgc 1080
atatcccage cagccgctgg gctctgtcct gcagcctctg caaggaatgc acaggcacct 1140
gcatccagtg ttccatgcct tcctgcgtca cagcgttcca tgtccatgc gcctttgacc 1200
acggcctgga aatgcccact atattagcag acaacgatga ggtcaagtcc aagtcattct 1260
gccaggagca cagtgcaggg ggccccagta atgagcccac atctgagccc acggaaccca 1320
gccaggctgg cgaggacctg gaaaaggtga cctgcgcaa gcagcggctg cagcagctag 1380
aggaggactt ctacgagctg gtggagccgg ctgaggtggc tgagcggctg gacctggctg 1440

```

-continued

aggcactggt	cgacttcata	taccagtact	ggaagctgaa	gaggaaagcc	aatgccaaacc	1500
agccgctgct	gacccccaaag	accgacgagg	tggacaacct	ggcccagcag	gagcaggacg	1560
tcctctaccg	ccgcctgaag	ctcttcaccc	atctgcggea	ggacctagag	agggttagaa	1620
atctgtgcta	catggtgaca	aggcgcgaga	gaacgaaaca	cgccatctgc	aaactccagg	1680
agcagatatt	ccacctgcag	atgaaactta	ttgaacagga	tctgtgtoga	ggcctgtcca	1740
cctcattccc	catcgatggc	accttcttca	acagctgget	ggcacagtgc	gtgcagatca	1800
cagcagagaa	catggccatg	agcgagtggc	cactgaacaa	tgggcaccgc	gaggaccctg	1860
ctccaggget	gctgtcagag	gaactgctgc	aggacgagga	gacactgctc	agcttcatgc	1920
gggacccctc	gctgcgacct	ggtgacctg	ctaggaaggc	ccgaggccgc	accgcctgc	1980
ctgccaagaa	gaaaccacca	ccaccaccac	cgcaggacgg	gcctggttca	cggacgactc	2040
cagacaaagc	ccccaaagag	acctggggcc	aggatgcagg	cagtggcaag	gggggtcaag	2100
ggccacctac	caggaagcca	ccacgtcgga	catcttctca	cttgccgtcc	agcctgcag	2160
ccggggactg	tccatccta	gccacccctg	aaagccccc	gccactggcc	cctgagacct	2220
cggacgagge	agcctcagta	gctgctgact	cagatgtcca	agtgccctggc	cctgcagcaa	2280
gccctaagcc	tttgggccc	ctccggccac	cccgcgagag	caaggtaacc	cggagattgc	2340
cgggtgcccag	gcctgatgct	gggatgggac	caccttcagc	tgtggctgag	aggcccaagg	2400
tcagcctgca	ttttgacct	gagactgatg	gctacttctc	tgatggggag	atgagcgact	2460
cagatgtaga	ggccgaggac	ggtgggggtc	agcgggggtc	ccgggaggca	ggggcagagg	2520
agggtgtccg	catgggcgta	ctggcctcct	aactcaccce	cttccctgtc	ccaggccctg	2580
ccctggctcc	cccacaaggc	ctcagcccag	tcacaactgc	catttccagt	ctctgctgag	2640
tgtcccagac	cctcagggct	gccactccgt	cgtgggttta	tttttaatat	agagagagtt	2700
ttgaattcta	cactgttgtc	tttccctctg	gctggcctag	gacattagga	ttccttccac	2760
ggctccggcc	gctaggacct	tgccagggtc	cgcgcaccat	ccctgcctcg	cccacgtggt	2820
attgctgggc	tcctggctag	atgcaagcaa	ggtggacaag	agctcaggac	tccagcccac	2880
tgccactggg	tgacacagac	tgtcgtttgg	gcattatttc	atggcagatg	ggccagtcca	2940
gggctacccc	cgccttgccc	ccagatccca	ctgggggtcca	tttggggggt	cctgctacac	3000
tccaccgatc	cccagaagag	tataataaac	gatacccagc	cagagtctac	tcactgtcac	3060
aagcacaaag	agtttatatg	agaaagcact	gaggggggtc	agagggcccg	ctagttccag	3120
gggaactgaa	agctgttctc	gatcagccc	tatcatctga	ggcctgctcg	cccaccctgc	3180
caccctcccc	tccttctgct	ctctgcccct	gccagtgcct	agcccagccg	ctctgggaag	3240
gggttcccag	aatccctcct	gagctgtgcc	atttactcag	gggactccca	aacagccagc	3300
tgccagtgca	ggtggagggc	tgtaggggag	ggccagtgcc	cagacagggt	catggggctc	3360
agaccagccc	actgtagaga	atcactctga	ggctccaact	tccttccttc	cttcggggcc	3420
agtctcggcc	gaagtctggt	cacgctcaga	cagagctgac	cagaccagac	cgtttgcctt	3480
ttcaagtttc	ctagtctctc	tacaagatga	gcttcttccg	tggtttctt	ttggaaactc	3540
ctccttccaa	caagcagtgg	gatcccgggg	cccagggccg	gccgggtgtg	gcccgtgggg	3600
ctgttgaag	tcttctgga	tgttcccctg	ttcctgagcc	ttaaccctc	gcacagccat	3660
ccccccccc	gtcctgccc	ccccccccc	cgctctgct	tcccccccc	acccttaggt	3720
cccaggtagt	tgctctgaag	agtttcagta	gagtggcccc	agggtgatag	ctcagggaac	3780

-continued

aacaaaaag	gaattccgtg	aaaacatttt	tttttctttg	atgaattact	cctgggtcac	3840
ttccaccact	ggtaaagcca	gaacttctcc	aaaaagaacc	tgcaaaaag	tccagtgaat	3900
cagtcgaate	attctgtgga	tgccaaagaa	tattttgacc	ataatacagc	acagcctgga	3960
cctgacaact	tgtcatttgg	actttttttt	aatggagtt	ctttagcaac	aaagtataga	4020
aacatgttca	ttgcacacac	ccaaggagaa	gagctcaagc	gcttgaaga	ggatgctttg	4080
ctgctgctga	agtgtacctg	ggtgttagat	ttcagatcct	gggctgagcc	cactgtgagc	4140
tttctctaac	tgtgagactc	acagagggga	aagatactga	cggtgaaacc	agcatggaaa	4200
acgtctttac	catgtgggtc	cctcctcccc	aaatacataa	agcaataaag	caggatgggg	4260
aacagcttga	ccttcatcca	cccctaactc	caaaactatc	aaggtacgac	agtggcattg	4320
tcatcgacac	tcaatttcat	gtgaatttta	gcaaacacag	aaacaaagat	aatgactcag	4380
ttcagaggat	cggacaaatg	tgtctagtc	gggtggactc	ggagggagtg	gggtgggctt	4440
caaggattct	gggctgtggg	atggcatgag	ctaccctgta	gagtttagtc	tgctgccc	4500
ccttggtagt	agtgaccagt	cagtgtcagc	atcagtgctc	caacccagct	ctctgtttac	4560
tgctttgaa	cagaacttct	tccttcccca	tgctttgggt	cacctcgggc	tgcaacctg	4620
tctgtgccag	attgcccggg	ctgacctgc	aggaagcaaa	gaggtgagct	taaagaacaa	4680
ccaaactctg	ccagggttcc	cagaaagccc	agggctccagc	agtctcagca	cttggcccct	4740
tgccccttca	caccatcctg	gggcaggggc	tgggcctccc	tggtggcagg	ggtgggtgga	4800
gaattagggg	gaggggtgca	cgagtctggc	cccttgctc	gggctggctg	gtgttcttcc	4860
aagagcctct	gctcacattg	ttggcctctg	gattctggcc	cttcttcatt	ggctgttgct	4920
ttggactgga	ctgttctgta	gcctgtgtcc	tgcaaacccc	agatgtctgt	taggctggct	4980
ggctgctgcg	aggggagggg	ggtggccttt	catttggggg	gcctttcac	tcccaggcca	5040
agcctggag	caatcttctt	caggcagctg	tctccacctc	caggatgtcc	agcaggctgc	5100
aaggagaag	atgccagcca	cccactctcc	cccagttccc	agcctttccc	ctgttgggtca	5160
cagccgcttc	tgtctttttc	cggctactg	tccccagtg	agagggcttt	gctgtccctg	5220
agactgaggc	aggttctctt	tccaggtcag	aggtggaggt	agatcttctt	ctcaaccaca	5280
tctgcctcca	cacacagctc	ctccgcaggg	aaggagaagc	tgctctgtaa	ctcattctgg	5340
ctatcgtccc	ccttctcact	gacctgaccg	cccaccacct	ccttccccct	catcacatga	5400
caaaggataa	tgtgcaagaa	aagtattttt	atgtatcata	aatgtatttt	gaaacaaatg	5460
agaagaagaa	aggtagaagg	gtttatttta	ttaaatgagc	ctgacttagt	gacagtgtgt	5520
gagcatttgc	aatgtaaggg	cctcagcttc	cttggagaag	ccaccccagg	tttccagaca	5580
tagatgttga	attgtttgtg	gggggtgtgc	caggccacgt	ctcgtgtgtc	cgtatgcagg	5640
catgcctgtg	tatactgtgt	atgggcacac	tgggactagc	tgggacaatt	cctagagatt	5700
caactgcccc	attctaacca	acattggcag	cggtgaact	tggcatttcc	ttgctaactg	5760
ccagatgtgg	ccaacctttg	tccatgatga	aacctgaa	aatgatctg	gatttctata	5820
gcaaggccct	tggggagggc	actctcccat	gcccttgccc	tcgctggcca	cattggccaa	5880
tgagccaggg	ctggagtctg	agacctttgg	ttgttcttta	aggcacctcc	tgccacttcc	5940
tccttcagag	gcacaacac	tttgtgttcc	acgtcagttt	gaggggacgg	tggggggatg	6000
atatgaatgt	cacaggagga	gacaccttct	gtctttgttt	caaagaaagt	gatgtgccat	6060

-continued

```

ttgtaatat acaagagaaa tattgaaaat atattgaaaa gagcaatttt aaattatttt 6120
tggcttatgt tgcaatattt attttcttgt attagaaaag attcctttgt agagaaaaaa 6180
tgtatttttc attaacgcaa agacctattt ctcttttttg tacattgtcc atgtgcgcaa 6240
cccttaacga gcaatagaat gtatggctac ctgggtgtgg ccagtgcccg ctgtgcctcg 6300
catgattctg tgttgccgct gctgcatagt tcccagcccc atcctgtcct gctcactcat 6360
gggggcttcc agaccccgcc cccaccaggg cttgtgtcat agggagccct ttgcaactct 6420
cgtgtgttgg caaacgcagt taataagca gtgttttctg tgc 6463

```

<210> SEQ ID NO 40

<211> LENGTH: 2828

<212> TYPE: DNA

<213> ORGANISM: Homo sapiens

<220> FEATURE:

<223> OTHER INFORMATION: BTN3A2 glucocorticoid receptor-responsive gene

<400> SEQUENCE: 40

```

catagatgaa aatggcaagt tccctggctt tccttctgct caactttcat gtctccctcc 60
tcttggctca gctgctcact ccttgcctcag ctcaagtttc tgtgcttga cctctctggc 120
ccatcctggc catggtgggt gaagaogctg atctgccctg tcacctgttc ccgaccatga 180
gtgcagagac catggagctg aagtgggtaa gttccagcct aaggcagggtg gtgaacctgt 240
atgcagatgg aaaggaagtg gaagacaggc agagtgcacc gtatcgaggg agaacttca 300
ttctgcggga tggcatcact gcagggaaag ctgctctccg aatacacaac gtcacagcct 360
ctgacagtgg aaagtacttg tgttatttcc aagatggtga cttctatgaa aaagccctgg 420
tggagctgaa ggttgcaaca ctgggttcta atcttcacgt cgaagtgaag ggttatgagg 480
atggagggat ccatctggag tgcaggtcca ccggctggtg cccccaacc caaatacagt 540
ggagcaacgc caaggagag aacatcccag ctgtggaagc acctgtggtt gcagatggag 600
tgggcctata tgaagtagca gcatctgtga tcatgagagg cggctccggg gaggggtgat 660
cctgcatcat cagaaattcc ctctcggcc tggaaaagac agccagcatt tccatcgag 720
acccttctct caggagcgcc cagccctgga tcgcagcctt ggcaaggacc ctgcctatct 780
tgetgctget tctcgcggga gccagttact tcttgggag acaacagaag gaaataactg 840
ctctgtccag tgagatagaa agtgagcaag agatgaaaga aatgggatat gctgcaacag 900
agcgggaaat aagcctaaga gagagcctcc aggaggaact caagaggaaa aaaatccagt 960
acttgactcg tggagaggag tcttcgtccg ataccaataa gtcagcctga tgetctaactg 1020
gaaaaatggc cctcttcaag cctggaaaaa tggctgaccc catggacacc tcctcaaact 1080
ctctgcagca gatgtaattc tgtatccaga catggcaaat gccatcctcc ttgtttctga 1140
ggaccagagg agtgtacagc gtgctgagga gccccatgac ctaccagaca accctgagag 1200
atltgaatgg cgttactgtg tgcttggctg tgaaagcttc atgtcagaga gacactactg 1260
ggaggtgtaa gtgggggaca gaaaagagtg gcatattggg gtatgtagta agaacgtgga 1320
gaggaaaaaa gtttgggtca aaatgacacc ggagaacgga tactggacta tgggcctgac 1380
tgatgggaat aagtatcggg ctctcactga gcccagaacc aacctgaaac ttctgagcc 1440
tcctaggaaa gtgggggtca tcctggacta tgagactgga catatctcgt tctacaatgc 1500
cacggatgga tctcatatct acacatttct gcacgcctct tcctctgagc ctctgtatcc 1560
tgtattcaga attttgacct tggagcccac tgcctgacc gtttgcccaa taccaaaagt 1620

```

-continued

```

agagagttcc cccgatcccc acctagtgcc tgatcattcc ctggagatac cactgacccc 1680
aggcttagct aatgaaagtg gggagcctca ggctgaagta acatctctgc ttctccctgc 1740
ccagcctgga gctaagggtc tcaccctcca caacagccag tcagaacccat aaagctacag 1800
gcacacactg aagcacttta ctgatattca ttcaattatt ccataggaca gttgtttgag 1860
tttggtgcca ccttattggc ccctttatac agataaggaa actgggggtg agaaaagtgt 1920
attgacttta caaagcagac aggaatagtg aacaacagag ctgggatctg aacaacaatg 1980
actaacatta atggagaatt taaaaagtgc tgagtgctgt gttatgagct ttgggtgggtg 2040
tcactccttt aatcctcaca acaccctgtc aggtagtctc atttggcaag tatggaagca 2100
gaggcagggc aacattaagt agcttacata actcacacgg taatttgtgc agttgggaga 2160
tgttcagctt cagtccctgg ccaattgccc gttcttttcc agcctgattt ttcctgcatg 2220
ggaagagccc acatgtagcc ctgaggttcc cttcccagga cagctccagg atcgagatca 2280
ctgtgagtgg ttgtggagtt aagaccccta tggactcctt cccagctgat tatcagagcc 2340
ttagaccagc cactccttgg attggctctg cagagtgtct tggttgagag aataacgttg 2400
cagttcccac agggcatgtg actttgaaag agactagagg ccacactcag ttaataatgg 2460
ggcacagatg tgttcccacc caacaaatgt gataagtgat cgtgcagcca gagccagcct 2520
tccttcagtc aaggtttcca ggcagagcaa ataccctaga gattctctgt aatattggta 2580
at ttggatga aggaagctag aagaattaca gggatgtttt taatcccact atggactcag 2640
tctcctggaa aaggatctgt ccaactcctg tcattggtgg atgttaaacc catattcctt 2700
tcaactgctg cctgctaggg aaaactgctc ctcattatca tcactattat tgctcaccac 2760
tgatccccct ctactgggca agtgctgtgc aagttctagt tgttaataa atttgtaat 2820
aatgctga 2828

```

<210> SEQ ID NO 41

<211> LENGTH: 2698

<212> TYPE: DNA

<213> ORGANISM: Homo sapiens

<220> FEATURE:

<223> OTHER INFORMATION: SESN1 glucocorticoid receptor-responsive gene

<400> SEQUENCE: 41

```

gccgtccgtg ctgactgagg cgctgcagcc aggagccgcg gccggctgcc cagcgctcgc 60
cgctccgcbg cgtccgcage cgtccccgcbg ccgacatgcbg cttggccgcbg gccgcgaacg 120
aggcgtacac ggcccccttg gcggtctcgg ggctgctggg ctgcaagcag tgcggcgggg 180
gccgcgacca ggacgaggaa cttggcatta gaattcctcg accactagga cagggaccaa 240
gcagattcat cccagaaaag gagatcctcc aagtggggag tgaagacgca cagatgcatg 300
ctttatttgc agattctttt gctgctttgg gccgtttgga taacattacg ttagtgatgg 360
ttttccacce acaatattta gaaagtttct taaaaactca gcactatcta ctgcaaatgg 420
atgggcccgtt acccctacat tatcgtcact acattggaat aatggctgcbg gcaagacatc 480
agtgtcctca cttagtgaac ctgcatgtaa atgatttctt tcattgttggg ggggacccca 540
agtggctcaa tggtttagag aatgctcctc aaaaactaca gaatttagga gaacttaaca 600
aagtgttagc ccatagacct tggcttatta ccaaagaaca cattgaggga cttttaaag 660
ctgaagagca cagctggctc cttgcggaat tggatcatgc agtagtttta ctcacacact 720

```

-continued

```

atcattctct tgectcatc acattcggt gtggaatcag tccagaaatt cattgtgatg 780
gtggccacac attcagacct ccttctgtta gcaactactg catctgtgac attacaaatg 840
gcaatcacag tgtggatgag atgccggtca actcagcaga aaatgtttct gtaagtgatt 900
ctttctttga ggttgaagcc ctcatggaaa agatgaggca gttacaggaa tgtcagatg 960
aagaagaggc aagtcaggaa gagatggctt cacgttttga aatagaaaaa agagagagta 1020
tgtttgtctt ctcttcagat gatgaagaag ttacaccagc aagagctgta tctcgtcatt 1080
ttgaggatac tagttatggc tataaagatt tctctagaca tgggatgcat gttccaacat 1140
ttcgtgtcca ggactattgc tgggaagatc atggttattc tttggtaaat cgcctttatc 1200
cagatgtggg acagttgatt gatgaaaaat ttcacattgc ttacaatctt acttataata 1260
caatggcaat gcacaaagat gttgatacct caatgcttag acgggcaatt tggaaactata 1320
ttcactgcat gtttgaata agatatgatg attatgacta tggtgaaatt aaccagctat 1380
tggatcgtag cttaaagtt tatatcaaaa ctggtgtttg cactcctgaa aaggttacca 1440
aaagaatgta tgatagcttc tggaggcagt tcaagcactc tgagaaggtt catgttaatc 1500
tgcttcttat agaagctagg atgcaagcag aactccttta tgctctgaga gccattacc 1560
gctatatgac ctgatgcctt tccttcatta aagatgattc tggaatgatc agcagatata 1620
gtctacaagg gggaaggtag taagccccag gaccaatggt agacaaaata attcagaat 1680
ccattgtgcc atgattcctt tagtttctgc tattttctg tggaaaacca ctgctggcac 1740
aagcagtgac tgtttggcag cttcaagttt agagctgtga agacaggctg ccattcacag 1800
tattttgctt tttgacagta caagatgctg tgtaactggt ttaatacagc aaatagtaac 1860
tctccaaatc ctgttgcttt tatgttaaat aagataacaa gaattggagc atgcaaagaa 1920
tgggacttgg ataatgactt aagctttata tgtaaagaat tttagaagat cttggtgctg 1980
ctattcctgc tggaggaatg aatagatggc tgtttcagtt aagctattag taataaaagt 2040
gaacattgct actatctgag cctacataca taacttgtgt gatttcaaat taaacttgca 2100
ttatgtgta attttcttgc atctaaaaa gcatagaatt cctactcaca cagctcagca 2160
acaaccattt tgatgtaac agttaatttc tttcattagt tttttaaatt cagggttctg 2220
gatattaaat taaaatggca ttcttaaaga ttttcttcaa aaagcaatcc taaatgaaag 2280
tgtgtaaatt ataagaagct ggcgatcttt tgatagctg tttcacagga tcctgacact 2340
ggagggcagc tgtcttgtgc attacttgtg tttccagcac caaagttgtg ggacatggtg 2400
ctgtagactg ctgcccagtc ctgggtgcat tcagtccttc tgctctgccc tgctcctgg 2460
tccccacttt aaaggctgtg cagctcctta aataataaag ctggaaaata ttttagtctg 2520
ggttatcaaa tttgatttac aaaaacgcta actttgttg aaatgcaaac aggtttgaaa 2580
atatgatta agtactttgt attctggaag cgtgaattgc ttttgaagtc tgtcagtatt 2640
actggtattt ttaataaag aagaattttt ctccaatttt aaaaaaaaa aaaaaaaaa 2698

```

<210> SEQ ID NO 42

<211> LENGTH: 5215

<212> TYPE: DNA

<213> ORGANISM: Homo sapiens

<220> FEATURE:

<223> OTHER INFORMATION: MAP3K5 glucocorticoid receptor-responsive gene

<400> SEQUENCE: 42

```

cgagcgcggc gccttgagc tgcacgcggc cgcaggtttg cgagccgact tgcagccgg 60

```

-continued

ccaagaaaag gaagctccgt cccttcccgc tcaccgget tccccacccc ttgtactcta	120
aactctgcag agggcgagcg gcgcgccac ggaggcgccg aggaggagcg agccgcccgc	180
gggcagcggc gtgcctcgg gggagagggc gccggagagg aggcggcggc gcggcggcga	240
gggcgcggcg cgcgatggca gctgcttagc ccggcggcg cggagcagcc ccgagctgtg	300
gctggccagg cggtgccggt gggcggggga cgcgcggcc gttgctgcc ggcccggaga	360
gatgagcagc gaggcggagc agggcatcac tttctctgtg ccacccttcg ccccctcggg	420
cttctgcacc atccccgagg gcggcatctg caggagggga ggagcggcgg cggtagggcga	480
gggcgagggc caccagctgc caccgcccgc gccgggcagc ttctggaacg tggagagcgc	540
cgctgccctt ggcatcgggt gtccggcggc cacctcctcg agcagtgcca cccgagggcg	600
gggcagctct gttggcgggg gcagccgagc gaccacggtg gcatatgtga tcaacgaagc	660
gagccaaggc caactggtgg tggccgagag cgaggccctg cagagcttgc gggaggcgtg	720
cgagacagtg ggcccccacc tggaaacctt gcattttggg aaactcgact ttggagaaac	780
cacgtgctg gaccgctttt acaatgcaga tattgcggtg gtggagatga gcgatgcctt	840
ccggcagccg tccttgtttt accaccttgg ggtgagagaa agtttcagca tggccaacaa	900
catcatcctc tactgtgata ctaactcgga ctctctgcag tcaactgaag aaataatttg	960
ccagaagaat actatgtgca ctgggaacta cacctttgtt ccttacatga taactccaca	1020
taacaaagtc tactgctgtg acagcagctt catgaagggg ttgacagagc tcatgcaacc	1080
gaacttcgag ctgcttcttg gaccatctg cttacctctt gtggatcgtt ttattcaact	1140
tttgaaggtg gcacaagcaa gttctagcca gtacttccgg gaatctatac tcaatgacat	1200
caggaaaagc cgtaatttat aactggttaa agaattggca gctgagttgg caagaattcg	1260
gcagcagta gataatatcg aagtcttgac agcagatatt gtcataaatc tgttacttcc	1320
ctacagagat atccaggact atgattctat tgtgaagctg gtagagactt tagaaaaact	1380
gccaaccttt gatttggcct cccatcacca tgtgaagttt cattatgcat ttgcaactgaa	1440
tagggaaaat ctcccgggtg acagagcaaa agctcttgat attatgattc ccatgggtgca	1500
aagcgaagga caagttgctt cagatagta ttgcctagtt ggtcgaatct acaagatat	1560
gtttttggac tctaatttca cggacactga aagcagagac catggagctt cttggttcaa	1620
aaaggcattt gaatctgagc caaacactaca gtcaggaatt aattatgcgg tcctcctcct	1680
ggcagctgga caccagtttg aatcttcctt tgagctccgg aaagtggggg tgaagctaag	1740
tagtcttctt ggtaaaaagg gaaacttggg aaaactccag agctactggg aagttggatt	1800
ttttctgggg gccagcgtcc tagccaatga ccacatgaga gtcattcaag catctgaaaa	1860
gctttttaa ctgaagacac cagcatggta cctcaagtct attgtagaga caattttaat	1920
atataagcat tttgtgaaac tgaccacaga acagcctgtg gccaaagcaag aacttgtgga	1980
cttttgatg gatttcctgg tcgaggccac aaagacagat gttactgtgg ttaggtttcc	2040
agtattaata ttagaaccaa ccaaaatcta tcaaccttct tatttgtcta tcaacaatga	2100
agttgagaa aagacaatct ctatttggca cgtgcttctt gatgacaaga aaggatataca	2160
tgagtggaat tttagtgcct cttctgtcag gggagtgagt atttctaaat ttgaagaaag	2220
atgctgcttt ctttatgtgc ttcacaatc tgatgatttc caaatctatt tctgtacaga	2280
acttcattgt aaaaagtttt ttgagatggt gaacaccatt accgaagaga aggggagaag	2340

-continued

cacagaggaa	ggagactgtg	aaagtgactt	gctggagtat	gactatgaat	atgatgaaaa	2400
tggtgacaga	gtcgttttag	gaaaaggcac	ttatgggata	gtctacgcag	gtcgggactt	2460
gagcaaccaa	gtcagaattg	ctattaagga	aatcccagag	agagacagca	gatactctca	2520
gccctgcat	gaagaaatag	cattgcataa	acacctgaag	cacaaaaata	ttgtccagta	2580
tctggctct	ttcagtgaga	atggtttcat	taaaaatctt	atggagcagg	tcctggagg	2640
aagtctttct	gctctccttc	gttccaaatg	gggtccatta	aaagacaatg	agcaacaat	2700
tggtctttat	acaaagcaaa	tactggaag	attaaaatat	ctccatgaca	atcagatagt	2760
tcaccgggac	ataaagggtg	acaatgtggt	gattaatacc	tacagtggg	ttctcaagat	2820
ctctgacttc	ggaacatcaa	agaggcttgc	tggcataaac	ccctgtactg	aaacttttac	2880
tggtaccctc	cagtatatgg	caccagaaat	aatagataaa	ggaccaagag	gctacggaaa	2940
agcagcagac	atctggtctc	tgggtgttac	aatcattgaa	atggccacag	gaaaaccccc	3000
attttatgaa	ctgggagaa	cacaagcagc	tatgttcaag	gtgggaatgt	ttaaagtcca	3060
ccctgagatc	ccagagtcca	tgtctgcaga	ggccaaggca	ttcatactga	aatgttttga	3120
accgatcct	gacaagagag	cctgtgctaa	cgacttgctt	gttgatgagt	ttttaaagt	3180
ttcaagcaaa	aagaaaaaga	cacaacctaa	gctttcagct	ctttcagctg	gatcaaatga	3240
atatctcagg	agtatacct	tgccgggtacc	tgtgctggg	gaggacacca	gcagcagcag	3300
tgagtacggc	tcagtttcac	ccgacacgga	gttgaaagt	gaccctctct	ctttcaaac	3360
aagagccaag	tcctgctggag	aaagagatgt	caagggaatt	cggacactct	ttttgggcat	3420
tccagatgag	aattttgaag	atcacagtgc	tcctccttcc	cctgaagaaa	aagattctgg	3480
attcttcag	ctgaggaagg	acagtggag	gcgagctacc	cttcacagga	tcctgacgga	3540
agaccaagac	aaaattgtga	gaaacctaat	ggaatcttta	gctcaggggg	ctgaagaacc	3600
gaaaactaaa	tgggaacaca	tcacaacct	cattgcaagc	ctcagagaat	ttgtgagatc	3660
cactgaccga	aaaatcatag	ccaccacact	gtcaaagctg	aaactggagc	tggacttcga	3720
cagccatggc	attagccaag	tccaggtggt	actctttggt	tttcaagatg	ctgtcaataa	3780
agttcttcg	aatcataaca	tcaagccgca	ctggatgttt	gccttagaca	gtatcattcg	3840
gaaggcggta	cagacagcca	ttaccatcct	ggttccagaa	ctaaggccac	atttcagcct	3900
tgcatctgag	agtgatactg	ctgatcaaga	agacttggat	gtagaagatg	accatgagga	3960
acagccttca	aatcaaaactg	tccgaagacc	tcaggctgtc	attgaagatg	ctgtggctac	4020
ctcaggcgtg	agcacgctca	gttctactgt	gtctcatgat	tcccagagt	ctcaccggtc	4080
actgaatgta	cagcttggaa	ggatgaaaat	agaaaccaat	agattactgg	aagaattggt	4140
tcggaagag	aaagaattac	aagcactcct	tcctcgagct	attgaagaaa	aagaccaaga	4200
aattaaacac	ctgaagctta	agtccaacc	catagaaatt	cctgaattgc	ctgtatttca	4260
tctaattct	tctggcacia	atactgaaga	ttctgaactt	accgactggc	tgagagtga	4320
tggagctgat	gaagacacta	taagccggtt	tttggctgaa	gattatacac	tattgatgt	4380
tctctactat	gttacacgtg	atgacttaaa	atgcttgaga	ctaaggggag	ggatgctgtg	4440
cacactgtgg	aaggctatca	ttgactttcg	aaacaaacag	acttgactgt	tgetcaatct	4500
aatcttcgat	ggaaattcta	aaaattaata	cagagctgat	cttcttgggg	gtgggaaaat	4560
cgaagggaga	ggagaaaggc	gctgcacttt	aatccagta	tttgtttact	catgttaaaa	4620
aaaaaaaa	cagacaaaac	acactgaaat	ttcctaacta	catctatttc	tataattttt	4680

-continued

```

aaggactcct cataaggact cttaaaataa tcttgaacat tagaaccta atgttcagga 4740
agattttaat ctaagcattt ttatggaat atttttaatg cagcagctat tgcacttcag 4800
ccaaatgttt atttcacaca aaacggatgt aacatttcat gtgatcgtgc accactggaa 4860
caaaacccaa atgtgaccat aactgttttag gcttctgtgt gtttgaata tgctctaata 4920
atctgagtag aaatgcgtaa tttcaattac tgtataaagt ttatgttttt ttaagtgtgc 4980
agaatctgag agcaatggtt tttacttctc tgtgttaatt gtaatattga ctctattttg 5040
taacttaagt ttctgacctg tcgtacattt gtttgagtcg tttatgtact actgaactgt 5100
accagtgca catgcttgaa ctgtagtaat gttagcttgt tctaaagcta tccattgtgt 5160
catatttact ctaaaaatta aagagactct caacaaaaaa aaaaaaaaaa aaaaa 5215

```

<210> SEQ ID NO 43

<211> LENGTH: 4655

<212> TYPE: DNA

<213> ORGANISM: Homo sapiens

<220> FEATURE:

<223> OTHER INFORMATION: DPYSL2 glucocorticoid receptor-responsive gene

<400> SEQUENCE: 43

```

tctgtgcacc ttgcgggtggg cggcgaacgg cagccgcggc agcagctagg gggcttgtgc 60
acacagcgag ggagacttag ggactggcag acggacggac ggacggcgag gacctaccc 120
gagccccga gccatggccc agagaaagca atccgggaag gcgacagagg acgaagaggt 180
ccctgctttt tttaaaaacc tgggctccgg cagccccaaag ccccggcaga aattctgtgg 240
catgttctgc ccggtggaag ggtcctcgga gaacaagacc atcgacttcg actcgtgtgc 300
gggtggccgg ggctcggggc aggtgggtggc tcagcagcgg gacgtcggcc acttggggcc 360
ggaccgcgag ccgccgtact cgcggcaggg ccggcgcgcc ggcgggagagc catctgttga 420
atcgggcccga aaggtggaga tccggagggc ctcgggcaaa gaagccctgc agaacatcaa 480
cgaccagagc gatcgtcttc tgatcaaaag aggtaaaatt gttaatgatg accagtcggt 540
ctatgcagac atatacatgg aagatggggt gatcaagcaa ataggagaaa atctgattgt 600
gccaggagga gtgaagacca tcgaggccca cccccgatg gtgatccccg gaggaattga 660
cgtccacact cgtttccaga tgcctgatca gggaatgacg tctgctgatg atttcttcca 720
aggaaccaag gcggccctgg ctgggggaac cactatgatc attgaccacg ttgttcctga 780
gcctgggaca agcctgctcg ctgcctttga ccagtggagg gaatgggccc acagcaagtc 840
ctgctgtgac tactctctgc atgtggacat cagcagtggt cataagggca tccaggagga 900
gatggaagcg cttgtgaagg atcacggggg aaattccttc ctctgttaca tggctttcaa 960
agatcgcttc cagctaacgg attgcccagat ttatgaagta ctgagtgtga tccgggatat 1020
tggcgccata gcccaagtcc acgcagaaaa tggcgacatc attgcagagg agcagcagag 1080
gatcctggat ctgggcatca cgggccccga gggacatgtg ctgagccgac ctgaggaggt 1140
cgaggccgaa gccgtgaatc gtgccatcac catcgccaac cagaccaact gcccgctgta 1200
tatcaccaag gtgatgagca aaagctctgc tgaggtcatc gcccaggcac ggaagaaggg 1260
aactgtggtg tatggcgagc ccactcactgc cagcttggga acggacggct cccattactg 1320
gagcaagaac tgggccaagg ctgctgcctt tgtcaccctc ccaccctga gccctgatcc 1380
aaccactcca gactttctca actccttctc gtcctgtgga gacctccagg tcacgggcag 1440

```

-continued

tgccattgc	acgtttaaca	ctgcccagaa	ggctgtagga	aaggacaact	tcaccctgat	1500
tccggagggc	accaatggca	ctgaggagcg	gatgtccgtc	atctgggaca	aggctgtggt	1560
cactgggaag	atggatgaga	accagtttgt	ggctgtgacc	agcaccaatg	cagccaaagt	1620
cttcaacctt	tacccccgga	aaggccgcat	tgctgtggga	tccgatgccg	acctggtcat	1680
ctgggacccc	gacagcgta	aaaccatctc	tgccaagaca	cacaacagct	ctctcgagta	1740
caacatcttt	gaagcctgg	agtgcgcgg	ctccccactg	gtggtcatca	gccaggggaa	1800
gattgtcctg	gaggacggca	ccctgcatgt	caccgaaggc	tctggacgct	acattccccg	1860
gaagcccttc	cctgattttg	tttacaagcg	tatcaaggca	aggagcaggc	tggctgagct	1920
gagaggggtt	cctcgtggcc	tgtatgacgg	acctgtgtgt	gaagtgtctg	tgacgcccac	1980
gacagtcact	ccagcctcct	cggccaagac	gtctcctgcc	aagcagcagg	ccccacctgt	2040
ccggaacctg	caccagtctg	gattcagttt	gtctgggtgt	cagattgatg	acaacattcc	2100
ccgcgcgacc	accacagcta	tcgtggcgcc	ccccggtggc	cgtgccaaca	tcaccagcct	2160
gggctagagc	tcttgggctg	tgccgtccac	tggggactgg	ggatgggaca	cctgaggaca	2220
ttctgagact	tctttcttcc	ttcctttttt	tttttttgtt	tttttttta	agagcctgtg	2280
atagttactg	tggagcagcc	agttcatggg	gtcccccttg	gggccccaca	cccctctct	2340
caccaagagt	tactgatttt	gctcatccac	ttccctacac	atctatgggt	atcacacca	2400
agactaccca	ccaagctcat	acagggaaac	acacccaaca	cttagacatg	cgaacaagca	2460
gccccagcg	agggtctcct	tcgccttcaa	cctcctagtg	tctgttagca	tcttctttt	2520
catgggggga	gggaagataa	agtgaattgc	ccagagctgc	ctttttcttt	tctttttaa	2580
aattttaaga	agttttcttt	gtggggctgg	ggagggggcg	gggtcaggga	gagtcttttt	2640
ttttttttt	tttaataact	aaattggaac	atthaattcc	atattaatac	aaggggtttg	2700
aactggacat	cctaagtatg	caattacgtc	atcacccagc	tgattccggg	tggttggcaa	2760
actcatcgctg	tctgtcctga	gaggetccac	aatgcccacc	cgcacgcca	ttctgtagtc	2820
ttcaggggtca	gctgttgata	aaggggcagc	cttgcgttat	tggcctagat	tttctgcag	2880
attaaactct	ttgaggatcc	tcttctcttt	taccattttt	ctgctgtctc	tcactctctc	2940
tttctctctc	tagcttttta	attcatgaat	atthtctgtg	ctgtctctct	ctctctctgt	3000
gtttcctcca	gccttctgtc	cggagacggt	gttttctctc	cttgccccat	tatcttttca	3060
cctcccaggt	ctaccatttc	atggtggctg	ttgggtccgc	ctaaaggatt	tgagcgtttg	3120
ccattgcaag	catagtgtctg	tgtcatcctg	gtccatgtag	gactgggtgct	aaccacctgc	3180
catcatgagg	atgtgtgcta	gagtggtggga	ccctggccaa	gtgcaggaat	gggccatgcc	3240
gtctcaccca	cagtatcaca	cgtggaaccg	cagacagggc	ccagaagctt	tagaggtatg	3300
aggctgcaga	accggagaga	ttttcctctg	tgcagtgtct	tctggctaaa	gtcacgggtca	3360
aacctaaaca	ccgagcctca	ttaacccaag	tgaaccaacc	aaagtcacca	gttcagaagt	3420
gctaagctaa	taggagtctg	acccgagggc	ctgctgtctc	ctggttaagt	atcttttgag	3480
attctagaac	acatgggagc	tttttattht	cggggaaaaa	ccgtatthtt	ttcttgtcca	3540
attattttcta	aagacacact	acatagaaag	aggccctata	aactcaaaaa	gtcattggga	3600
aacttaaagt	ctattctact	ttgcaagagg	agaaatgtgt	tttatgaacg	atagatcaca	3660
tcagaactcc	tgtggggagg	aaaccttata	aattaaacac	atggccccct	tagagaccac	3720
aggtgatgtc	tgtctccatc	cttccctctc	cttttctgtc	acctttcccc	ctagctggct	3780

-continued

```

cctttggacc taccctgtc cttgctgact tgtgttgcac tgtattccaa acgtgtttac 3840
aggttctcctt aagcaatggt gtatttgcag gcttttctga ataccaaatc tgctttttgt 3900
aaagcgtaaa aacatcacaa agtaggtcat tccatcacca cccttgtctc tctacacatt 3960
ttgctcttgg ggatctgggt ggggttttgg gttttttgtt gttgttgttt atttgttatt 4020
ttaaaggtaa attgcacttt taaaaaata attggttgac ttaatatatt tgcttttttt 4080
ctcacctgca cttagaggaa atttgaacaa gttggaaaaa aacaattttt gtttcaattc 4140
taagaaacac ttgcagctct agtattcact tgagtcttcc tgtttttcct gtaccggggtc 4200
atggtaattt ttggttgttt tgggttgttt cttaaaaaac aagttaaac ctgacgattt 4260
ctgcaggctg tgtaagcatg tttacctggt ggcttgcctt gtgtgtctgt taaatgaatg 4320
tcatatgtaa atgctaaaat aaatcgacag tgtctcagaa ctgaataact gcagtgactt 4380
gatgctctaa aacagtgtag gatttaagaa tagatggttt ttaatcctgg aaattgtgat 4440
tgtgacccat gagtggagga actttcagtt ctaaagctga taaagtgtgt agccagaaga 4500
gtactttttt ttttgaacc actgtcttga tggcaaaaata attatggtaa aaaacaagtc 4560
tcgtgtttat tattccttaa gaactctgtg ttatattacc atggaacgcc taataaagca 4620
aaatgtgggt gtttcaggaa aaaaaaaaa aaaaa 4655

```

<210> SEQ ID NO 44

<211> LENGTH: 4417

<212> TYPE: DNA

<213> ORGANISM: Homo sapiens

<220> FEATURE:

<223> OTHER INFORMATION: SEMA4D glucocorticoid receptor-responsive gene

<400> SEQUENCE: 44

```

gctgtaacac tcaccgtgaa ggtctgcagc ttcactcccg agccagcgag accacgaacc 60
caccagaagg aagaaactct gaacacatct gaacatcaga agggacagac tccagacgcy 120
ccaccactct gctaacacca gatagtggaa agaaacctg tgctgaaatg tttgacgaca 180
ctgatggttt gactctgcta actggaatgg cttattgtgc aagaaagtac acctggtcgg 240
gtcctggggc tcatctctag caccagcaaa gatttctgaa gacgtctttc tagaaatgac 300
tggaaagtth caagaggcat aagatacagc atttctctg aggccctgaa gaagtatcaa 360
gtgggctttg acattgcgggt ggtgagagcg acccctctc acctgggaaa ctgggaaatg 420
tggatttcca gggaccgcgc tgttcacgag ctccaggctg tgctgctggc cctggctctg 480
gggcgctgag ccgcactctc aatagcacac tgcccggcc acctgctgcc gtgagccttt 540
gctgctgaag cccctggggt cgcctctacc tgatgaggat gtgcaccccc attagggggc 600
tgctcatggc ccttgcagtg atgtttggga cagcgatggc atttgcaacc ataccocgga 660
tcacctggga gcacagagag gtgcacctgg tgcagtttca tgagccagac atctacaact 720
actcagcctt gctgctgagc gaggacaagg acaccttgta cataggtgcc cgggaggcgg 780
tcttcgctgt gaacgcactc aacatctccg agaagcagca tgagggtgat tggaaagtct 840
cagaagacaa aaaagcaaaa tgtgcagaaa aggggaaatc aaaacagaca gactgcctca 900
actacatccg ggtgctgcag ccaactcagc ccacttcctt ttacgtgtgt gggaccaacg 960
cattccagcc ggctgtgac cacctgaact taacatcctt taagtttctg gggaaaaatg 1020
aagatggcaa aggaagatgt cccttgacc cagcacacag ctacacatcc gtcatggttg 1080

```

-continued

atggagaact	ttattcgggg	acgtcgtata	atTTTTTggg	aagtgaaccc	atcatctccc	1140
gaaattcttc	ccacagtcct	ctgaggacag	aatatgcaat	cccttggtg	aacgagccta	1200
gtttcgtgtt	tgctgacgtg	atccgaaaa	gcccagacag	ccccgacggc	gaggatgaca	1260
gggtctactt	cttcttcacg	gaggtgtctg	tggagtatga	gtttgtgttc	aggggtgctga	1320
tcccacggat	agcaagagtg	tgcaaggggg	accagggcgg	cctgaggacc	ttgcagaaga	1380
aatggacctc	cttctgaaa	gcccactca	tctgctccc	gccagacagc	ggcttggctc	1440
tcaatgtgct	gcgggatgtc	ttcgtgctca	ggccccggg	cctgaagggtg	cctgtgttct	1500
atgcactctt	cacccacag	ctgaacaacg	tggggctgtc	ggcagtgtgc	gcctacaacc	1560
tgccacagc	cgaggaggtc	ttctcccacg	ggaagtacat	gcagagcacc	acagtggagc	1620
agtcccacac	caagtgggtg	cgctataatg	gccccgtacc	caagcccgcg	cctggagcgt	1680
gcatcgacag	cgaggcacgg	gcccacaact	acaccagctc	cttgaatttg	ccagacaaga	1740
cgctgcagtt	cgtaaagac	caccctttga	tggatgactc	ggtaacccca	atagacaaca	1800
ggcccagggt	aatcaagaaa	gatgtgaact	acaccagat	cgtggtggac	cggacccagg	1860
ccctggatgg	gactgtctat	gatgtcatgt	ttgtcagcac	agaccgggga	gctctgcaca	1920
aagccatcag	cctcgagcac	gctgttcaca	tcctcgagga	gaccagctc	ttccaggact	1980
ttgagccagt	ccagaccctg	ctgctgtctt	caaagaaggg	caacaggttt	gtctatgctg	2040
gctctaacte	gggctgggtc	cagggcccgc	tggccttctg	tgggaagcac	ggcacctgcy	2100
aggactgtgt	gctggcgcgg	gaccctact	gogcctggag	cccgccaca	gcyacctgcy	2160
tggctctgca	ccagaccgag	agccccagca	ggggtttgat	tcaggagatg	agcggcgatg	2220
cttctgtgtg	cccggcctcg	tctcetaage	ccctccctcc	tcctggetcc	tcttccctgt	2280
cctgtctggg	ccatgtgggg	gacaggaggc	tttctctcc	ctggacccc	tggccagcct	2340
cgggtgcggg	gcccagacag	agctcgaggg	tctccttctg	gccgcccttc	ctgagtgacc	2400
aggcacagca	cgtgcacgcc	ctggggaact	tctacctctt	ctgccaggcc	acaggctctg	2460
cagacattcg	ctttgtctgg	gagaagaatg	ggcgagctct	ggagacctgt	gtccctgtgc	2520
agacctatgc	actgcccgat	ggcagggccc	atgcactcag	ctggctgcag	gacgccatca	2580
gggaaagcgc	tgagtatcgc	tgctctgtcc	tctcctcagc	agggacaacg	acttcgaagg	2640
tgacagttgc	tgtgatgaga	cctgaagtga	cccaccagga	gaggtggacc	agagagctct	2700
ctgcctggag	ggctgtggct	ggggagcacg	accggatgat	gcagagctgg	aggaaggcgt	2760
gggaaagctg	tagcaaggac	accctgtagc	caccaggaag	gagtccctga	caccgacctc	2820
aacccccaca	agacctgct	gccactgacc	acagccacc	ccggagaagg	cctggtcccc	2880
cacaactgtg	aactgtcttg	cccaagcctg	ctctgaacac	agccattggg	ccaccacctg	2940
atgggcagag	gcgggacagt	ggagaagcct	ggaacccaag	tgggcctgtg	acaggaacta	3000
agacttaaaa	aattaggtgc	ttacctggga	cagtaagttc	tgtctggcac	aagcaggtaa	3060
ccaggatggc	taacaggcct	tgatagctgc	tcgtgaacta	aaacagcagg	gtgtgtgcag	3120
gttctctctc	tacggtcagg	cagcaggctc	tgaaggctga	tcctacaccg	tcccagtgac	3180
tcccctgac	agagtcccc	cacccctaa	tagccaacag	ggttagcatg	gccagcacag	3240
atcgtgctct	ttattgatgc	aaatcaagcc	tgctgcttct	cctccctgca	gacttagcca	3300
aggaaactca	agatgatga	ctgggacaag	aaaagggtgag	actccacatg	gaaatgcctt	3360
gccctaacc	ttgaatgact	gtgagatgcy	atctgggagt	gcactgttca	agtctttgtg	3420

-continued

```

ttttcttcac taacctcaga atactgggct ctattttata aagcgctgca gtttatgcct 3480
ctgtcccgtc aatgctcagc ttctgcaaca ggacaccaa cttgatgcag aaagccaaat 3540
aggtaatta tgcaaatctc ctggtgccat attaaatttc ttgacgatgg aatgagtctc 3600
atgagtgttt tgttctacct gctttcaagt ctctaattat taaagctgta tctctgaaga 3660
ctgtgtcact gtgtgtgtga acttgtccta aagctactca gcctttaatc ttacacacac 3720
gtctcttctt gtctgttgaa tgacagtttt catgtctatc ataaaaccaa agcctctggt 3780
aaaagtcaag ccgcaccctc ctggatgacc tagcaaatc tgagtgtctt cccagcagtg 3840
tgacaatgac ctgttttgca tcccctcttt ctggagctgg acaaatctc taccagcctt 3900
tgtgtgggat cagcatacat cgcctgctaa ttccttcagg atccatcaca acaggtgtcc 3960
tgaagatgct ggagacaccc tgggtgtctc cacacgttcc ccctccgac cccaagtcga 4020
gaggcccagc tgctgtgag gtgtgtgctt gccatccag ccaaggatgc cagtcttgct 4080
cacggaacca tcacatactc ataacctgaa gttttcctgt aaaatatcca tcagctcact 4140
gtggttcttg ctttgggtgt ggctcaacc actacaaact gatgagtga atgctatggg 4200
ctttaggctt atattcttg tgctgttttc tgtctctct cctgaagtct ggatttcaag 4260
cactttcaca cttaacaaaa taattacata cttgaagttt tcgtaatgag gagtgttcta 4320
ctgggaatg gagttagag gatgaatttc tgagtcttc tttgctctgc tggaaaaat 4380
aaaaatagag ttgtacattg aaaaaaaaa aaaaaaa 4417

```

<210> SEQ ID NO 45

<211> LENGTH: 3108

<212> TYPE: DNA

<213> ORGANISM: Homo sapiens

<220> FEATURE:

<223> OTHER INFORMATION: STOM glucocorticoid receptor-responsive gene

<400> SEQUENCE: 45

```

gcctctggct cctcagggca tccccggcgg ctccgggttt ggcaacgagg acgggggagt 60
gcgactgcgt ctccggcagc atggccgaga agcggcacac acgggactcc gaagcccagc 120
ggctccccga ctcttcaag gacagcccca gtaagggcct tggacctgac ggatggattt 180
tgggtggcgt ctcatctta tcaaccgta taactttccc aatctcaata tggatgtgca 240
taaagattat aaaagagtat gaaagagcca tcacttttag attgggtcgc attttacaag 300
gaggagccaa aggacctggt ttgttttita ttctgccatg cactgacagc ttcataaaag 360
tggacatgag aactatttca tttgatattc ctctcagga gatcctcaca aaggattcag 420
tgacaattag cgtggatggt gtggctctatt accgcgttca gaatgcaacc ctggctgtgg 480
caaatatcac caacgctgac tcagcaaccc gtcttttggc acaactact ctgaggaaatg 540
ttctgggcac caagaatctt tctcagatcc tctctgacag agaagaaatt gcacacaaca 600
tgcagtctac tctggatgat gccactgatg cctggggaat aaaggtggag cgtgtggaaa 660
ttaaggatgt gaaactacct gtgcagctcc agagagctat ggctgcagaa gcagaagcgt 720
cccgcgaggc ccgcgccaag gttattgcag ccgaaggaga aatgaatgca tccagggtc 780
tgaagaagc ctccatggtc atcaactgaat ctctgcagc ccttcagctc cgatacctgc 840
agacactgac caccattgct gctgagaaaa actcaacaat tgtcttccct ctgccatag 900
atatgctgca agaatcata ggggcaaac acagccatct aggctagtgt agagatgagc 960

```

-continued

```

gctagccttc caagcatgaa gtcggggacc aaattagcct ttaactcata aagagaggggt 1020
agggcttttc tttttccata tgtcaattgt ggtgttccca gaatgtatag cagttataaa 1080
aataggtgaa agaattgtta gcttgtaaat actgagagat tggtgattta tataaggtaa 1140
tctgttagtc ttaaaatagt taaaagtttg tattttttaga ttattatgta gtaggttaga 1200
tccctcttgt tttgacttcc actgactcat tctgaacccc ctaagcacc aggccagagg 1260
caagaacctg ggctgtaact gccacctgac accgctgact ggctaaatgc tttgcagaaa 1320
gtgatgacct tacaccacaa ccagcttctc caggtcatat gtgccttacc tccagagagt 1380
cttttttttt tttttctga gatggagttt cactcttgtt gcccaggctg gagtgcaata 1440
gcatgatctc ggctcactgc aacctccgcc tctggggttc aagagattct cctgcctcag 1500
cctccccagt agctgggatt acaggctcat gccaccatgc ccagctaatt tttgtattat 1560
tattattgtt ttttagtaga gacggggttt caccatgttg gccaggctag tcacgaactc 1620
ctaacctcag gtgatccacc cacctctgcc tcccaaagtg ctgggattac aggcattgagc 1680
taccacacct ggtttgaga gtcttaatta aggaaatttc cctaattgtc atttattttc 1740
taaatccaga ccgtgtttca gaataatcct tacttgagag tagccatttt cttgcctgta 1800
cttgtcagaa ctagaggaaa tagccaagac taatgaaaaa gattactcta acccttaaaa 1860
gactttttaa ttcactacta gagtggctcat tttaaaaata catccatggt ttaacttatt 1920
tgagccttct ttatgagtaa atgattcctc cttgttctgt ctttcaaacc agctaaatat 1980
ttgtcacaaa agtgcttttt tctcactggt gcctattttc atatatcagg ttttaaatag 2040
ttttaatttt ttaataaaaat tttctctacg ttctatatgc aattgttata tatctatttg 2100
aatagctgaa ggactaaaat acttttttaa gagataactt caggaaaacca ttatatttta 2160
ctatctgcat gctgttaact gtggtacact gtgaaatatg ttgattacaa acccattcat 2220
tacatagtat aaggaattca cagtatatg actatatagt gtctaatagat cttgggcaga 2280
tactgtcaaa cttacaatat ctatatagat gtaggctctt ttaaatttac ctagtcatc 2340
ttctatcatg tatattgatg ctgaaagagg aactggctcag ctctctgga caacaaattc 2400
ttagtctata atattaggag acatcttctg ttttgcaaat gtctgtgaat ctgagcaacc 2460
tggcattctg cttactggcc agaaagctgg cgggtgacat ttgtaacatt tcctcttga 2520
gactctgagt tcacctagag aagtctaagc ataacagctt tctttcccag cagagcctt 2580
tatagctctc tttagctcaa ccaactctgc catccagcca atggatgtcc cttcccctgt 2640
accccaattt caagcttatt ttaggaagcc ttgaactacc atgtatcctg gctcctagct 2700
gagtttatta gaggtatgga gcagtgcaac ttaactcaa gttgactta cattttgaat 2760
tttaaaatga tggttttatc tgttgtgta agtggttcac ccttgaggac caggagcctc 2820
catatcctga ctgaaaaacct tttctgagac tttagagtaac agtgcttttg gttccttgag 2880
ttctcctgtc tccagatacc aatgacctt gacttttctg ccttgtgaat tcgtagtcca 2940
atcagctgaa attaaatcac ttgggagga cgcatagaag gagctctagg aacacagtgc 3000
cagtgacagaa gtttctccag gtggcctccc tttccaacaa tgtacataat aaagtgtatg 3060
cactttcact aataaaaaaa aaaaaaaaaa aaaaaaaaaa aaaaaaaa 3108

```

<210> SEQ ID NO 46

<211> LENGTH: 4090

<212> TYPE: DNA

<213> ORGANISM: Homo sapiens

-continued

<220> FEATURE:

<223> OTHER INFORMATION: MAOA glucocorticoid receptor-responsive gene

<400> SEQUENCE: 46

```

gggcgctccc ggagtatcag caaaagggtt cgccccgccc acagtgcccg gctccccccg      60
gggtatcaaaa gaaggatcgg ctccgcccc  gggctccccg ggggagtga tagaagggtc      120
cttcccaccc tttgccgtcc ccaactcctgt gcctacgacc caggagcgtg tcagccaaag      180
catggagaat caagagaagg cgagtatcgc gggccacatg ttcgacgtag tcgtgatcgg      240
aggtggcatt tcaggactat ctgctgccaa actcttgact gaatatggcg ttagtgtttt      300
ggttttagaa gctcgggaca gggttggagg aagaacatat actataagga atgagcatgt      360
tgattacgta gatgttggtg gagcttatgt gggaccaacc caaacagaa tcttacgctt      420
gtctaaggag ctgggcatag agacttacia agtgaatgtc agtgagcgtc tcgttcaata      480
tgtcaagggg aaaacatata catttcgggg cgcccttcca ccagtatgga atcccattgc      540
atatttggat tacaataatc tgtggaggac aatagataac atggggaagg agattccaac      600
tgatgcaccc tgggaggctc aacatgctga caaatgggac aaaatgacca tgaagagct      660
cattgacaaa atctgctgga caaagactgc taggcggttt gcttatcttt ttgtgaatat      720
caatgtgacc tctgagcctc acgaagtgtc tgccctgtgg ttcttgtggt atgtgaagca      780
gtgccccggg accactcggg tattctctgt caccaatggt ggcaggaac ggaagtttgt      840
aggtggatct ggtcaagtga gcgaacggat aatggacctc ctccggagacc aagtgaagct      900
gaaccatcct gtcactcacg ttgaccagtc aagtgacaac atcatcatag agacgctgaa      960
ccatgaacat tatgagtgca aatacgaat taatgcatc cctccgacct tgactgccaa     1020
gattcacttc agaccagagc ttccagcaga gagaaccag ttaattcagc ggcttccaat     1080
gggagctgtc attaagtgca tgatgtatta caaggaggcc ttctggaaga agaaggatta     1140
ctgtggctgc atgatcattg aagatgaaga tgctccaatt tcaataacct tggatgacac     1200
caagccagat gggctactgc ctgccatcat gggcttcatt cttgcccgga aagctgatcg     1260
acttgctaag ctacataagg aaataaggaa gaagaaaatc tgtgagctct atgccaaagt     1320
gctgggatcc caagaagctt tacatccagt gcattatgaa gagaagaact ggtgtgagga     1380
gcagtactct gggggctgct acacggccta cttccctcct gggatcatga ctcaatatgg     1440
aagggtgatt cgtcaacccc tgggcaggat tttctttgcy ggcacagaga ctgccacaaa     1500
gtggagcggc tacatggaag gggcagttga ggctggagaa cgagcageta gggaggtcct     1560
aaatggtctc gggaagggtg ccgagaaaaga tatctgggta caagaacctg aatcaaagga     1620
cgttccagcg gtagaaaatca cccacacctt ctgggaaagg aacctgccct ctgtttctgg     1680
cctgctgaag atcattggat tttccacatc agtaactgcc ctggggtttg tgctgtacia     1740
atacaagctc ctgccacggt cttgaagttc tgttcttatg ctctctgctc actggttttc     1800
aataccacca agaggaaaat attgacaagt ttaaaggctg tgtcattggg ccatgtttaa     1860
gtgtactgga ttaactacc tttggcttaa ttccaatcat tgttaaagta aaaacaattc     1920
aaagaatcac ctaattaatt tcagtaagat caagctccat cttatttgtc agtgtagatc     1980
aactcatggt aattgataga ataaagcctt gtgatcactt tctgaaatc acaaagttaa     2040
acgtgatgtg ctcatcagaa acaatttctg tgctcctgtt ttattccctt caatgcaaaa     2100
tacatgatga tttcagaaac aaagcatttg actttctgtc tgtggagggtg gagtaggtga     2160

```

-continued

```

aggcccagcc tgtaactgtc ctttttcttc ccttaggcaa tggatgaactg tcattacaga 2220
gectagagggc tcacagcctc ctggaggaag cagcctccac tttggatcag gaaatagtaa 2280
aggaaagcag tgttgggggt agcggcatgc agaccctcag accagaatgg ggacatcttg 2340
tggctctgctg cctcaggaat ctctgacca cttgtagtcc ctccgacttc tctagacatc 2400
tagtctcagt gctagcttat ttgtatTTTT cctctttcac ttcttatgga ggagagtgtt 2460
taactgagtt agaatgttga aactgacttg ctgtgactta tgtgcagctt tccagttgag 2520
cagaggaaaa tagtggcagg actgtccccc aggaggactc cctgcttagc tctgtgggag 2580
accaactacg actggcatct tctcttcccc ctggaaggca gctagacacc aatggatcct 2640
tgtcagttgt aacattctat ttcaacttca ggaaagcagc agttttcttt taatttttcc 2700
tatgaccata aaattagaca tacctctcaa cttacatag tcttcaacat ggttacctct 2760
gcataaatat tagcaaaagc tgccaatttc tcttaagtac tgaataacat atgataaatt 2820
tgactgttat ttgttgagac tatcaaacag aaaagaaatt agggctctaa ttcctttaa 2880
gcaagctcac ttgctttagt tgttaagttt tataaaagac atgaaattga gtcattttat 2940
atatgaaaac taagttctct atcctaggag taatgtcggc ccacaagggt gccacacct 3000
tgttttcccc ttttaaaac tcagatTTTT aaaagccctt tccaaagggt tcaactgtaa 3060
aatacttctt tttacaatgt atcaacatat ttttatttaa ggggaattaa caattgccag 3120
ggaaaccagc caaccaagt ttattatctc attaacctta tcataaatc aaacctaagt 3180
tgctggacc cagggtgagg acataaatct tccaaagttt tgcctatcct aagagctgca 3240
ttttctact gctctttacc ttgcatttta gctaatttag gagttttgag aatgtattgg 3300
atacgtcca gtacataagg agttgocgca tattatatca gactgctttg agaaatctca 3360
tccctagtct attgcagttg tttctattag cttactgatt aactcagtc tgacacacct 3420
tttgggaaat gctgatttaa acttcttaac tggcaacagt tggaaacagta atcagtttgc 3480
taacatattt aaagtcttga atgttgaaga actcatgtga tttacccttt tcaacttttt 3540
ggaaaacgat ttaatttatt ctaattagat taaccctatt aatctatgga ttgggtatca 3600
aaatgaatgc cagtcagat gtgcctagac acgaaattgg agctgaggac tctcacgata 3660
tgcaagttca tccaacgtga agataccata agctttttct ctgaaccaga gaaatgaaag 3720
tcagtttaag aggtgatag atcctggccc tgttaaggca tccacttcac agttctgaag 3780
gctgagtcag cccactcca cagttaggcc aagaattaga ttttaaaact tcatctgtct 3840
gtcccagtta actgttaaat aaggcctcat cctccactga agagtatgga ttgaaggatt 3900
gtgaactatg tttagtgtga ttgtgaactt ggtgcctaat gttccatgct tgaagtttgc 3960
cccagtgcta cacgttgagg tatacctatg tgtgtgcttt gccactgaag taagattttg 4020
cctgtatggt actgttttgt ttgttaataa agtgcaactgc ccccccaat gcaaaaaaaaa 4080
aaaaaaaaa 4090

```

<210> SEQ ID NO 47

<211> LENGTH: 6784

<212> TYPE: DNA

<213> ORGANISM: Homo sapiens

<220> FEATURE:

<223> OTHER INFORMATION: glucocorticoid receptor (GR) alpha

<400> SEQUENCE: 47

```

ggcgccgct ccaccgctc cccgctcgt cccgctcgt cggccaggcc gggctgcct 60

```

-continued

ttcgcgtgtc cgcgctctct tccctccgcc gccgcctcct ccattttgcg agctcgtgtc	120
tgtgacggga gcccagtcga ccgcctgccc gtcggggacg gattctgtgg gtggaaggag	180
acgccgcage cggagcggcc gaagcagctg ggaccgggac ggggcacgcg cgcgccgaac	240
ctcgaccgcg ggagcccgcg gcggggcgga gggctggctt gtcagctggg caatgggaga	300
ctttctaaa tagggctctc cccccaccc atggagaaag gggcggctgt ttacttcctt	360
tttttagaaa aaaaaatat atttcctcc tgctcctctc gcgttcacaa gctaagttgt	420
ttatctcgge tgcggcggga actgcccagc gtggcgggag agcggctcct ctgccagagt	480
tgatattcac tgatggactc caaagaatca ttaactcctg gtagagaaga aaaccccagc	540
agtgtgcttg ctccagagag gggagatgtg atggacttct ataaaacct aagaggagga	600
gctactgtga aggtttctgc gtcttcaccc tcaactggctg tcgcttctca atcagactcc	660
aagcagcgaa gacttttggg tgattttcca aaaggctcag taagcaatgc gcagcagcca	720
gatctgtcca aagcagtttc actctcaatg ggactgtata tgggagagac agaaacaaaa	780
gtgatgggaa atgacctggg attccacag cagggcmeta tcagccttcc ctccggggaa	840
acagacttaa agcttttggg agaaagcatt gcaaacctca ataggctcag cagtgttcca	900
gagaaccccc agagttcagc atccactgct gtgtctgctg cccccacaga gaaggagttt	960
ccaaaaactc actctgatgt atcttcagaa cagcaacatt tgaaggcca gactggcacc	1020
aacgggtggc atgtgaaatt gtataccaca gaccaaagca cctttgacat tttgcaggat	1080
ttggagtttt ctctcgggct cccaggtaaa gagacgaatg agagtccttg gagatcagac	1140
ctgttgatag atgaaaactg tttgctttct cctctggcgg gagaagacga ttcattcctt	1200
ttggaaggaa actcgaatga ggactgcaag cctctcattt taccggacac taaacccaaa	1260
attaaggata atggagatct ggttttgtca agccccagta atgtaacact gccccagtg	1320
aaaaacagaa aagaagatgt catcgaactc tgcacccctg gggtaattaa gcaagagaaa	1380
ctgggcacag tttactgtca ggcaagcttt cctggagcaa atataattgg taataaaatg	1440
tctgccattt ctgttcatgg tgtgagtacc tctggaggac agatgtacca ctatgacatg	1500
aatacagcat ccctttctca acagcaggat cagaagccta tttttaatgt cattccacca	1560
attcccgttg gttccgaaaa ttggaatagg tgccaaggat ctggagatga caacttgact	1620
tctctgggga ctctgaactt ccctggctga acagttttt ctaatggcta tccaagcccc	1680
agcatgagac cagatgtaag ctctcctcca tccagctcct caacagcaac aacaggacca	1740
cccccacaa cctgcctggt gtgctctgat gaagcttcag gatgtcatta tggagtctta	1800
acttgtggaa gctgtaaagt tttcttcaaa agagcagtgg aaggacagca caattacct	1860
tgtgctggaa ggaatgattg catcatcgat aaaattcgaa gaaaaaactg cccagcatgc	1920
cgctatcgaa aatgtcttca ggctggaatg aacctggaag ctcgaaaaac aaagaaaaaa	1980
ataaaaggaa ttcagcaggc cactacagga gtctcacaag aaacctctga aatcctggt	2040
aacaaaaaaa tagttctcgc aacgttacca caactcacc ctaccctggt gtcactgttg	2100
gaggttattg aacctgaagt gttatatgca ggatatgata gctctgttcc agactcaact	2160
tggaggatca tgactacgct caacatgtta ggaggggcgc aagtgattgc agcagtgaaa	2220
tgggcaaagg caataccagc tttcaggaac ttacacctgg atgacaaat gaccctactg	2280
cagtactcct ggatgtttct tatggcattt gctctggggt ggagatcata tagacaatca	2340

-continued

agtgcaaacc	tgctgtgttt	tgctcctgat	ctgattatta	atgagcagag	aatgactcta	2400
cctgcatgt	acgaccaatg	taaacacatg	ctgtatgttt	cctctgagtt	acacaggctt	2460
caggatctt	atgaagagta	tctctgtatg	aaaaccttac	tgcttctctc	ttcagttcct	2520
aaggacggtc	tgaagagcca	agagctatgt	gatgaaatta	gaatgaccta	catcaaagag	2580
ctaggaaaag	ccattgtcaa	gagggaaagga	aactccagcc	agaactggca	gcggttttat	2640
caactgacaa	aactcttgga	ttctatgcat	gaagtgggtg	aaaatctcct	taactattgc	2700
ttccaaacat	ttttggataa	gacctagagt	attgaattcc	ccgagatggt	agctgaaatc	2760
atcaccaatc	agataccaaa	atattcaaat	ggaaatatca	aaaaacttct	gtttcatcaa	2820
aagtgactgc	cttaataaga	atgggtgcct	taaagaaagt	cgaattaata	gcttttattg	2880
tataaactat	cagtttgtcc	tgtagaggtt	ttgttgtttt	atTTTTtatt	gttttcatct	2940
gttgttttgt	tttaataacg	cactacatgt	ggtttataga	gggccaagac	ttggcaacag	3000
aagcagttga	gtcgtcatca	cttttcagtg	atgggagagt	agatgggtgaa	atttattagt	3060
taatatatcc	cagaaattag	aaaccttaat	atgtggacgt	aatctccaca	gtcaaagaag	3120
gatggcacct	aaaccaccag	tgcccaaagt	ctgtgtgatg	aactttctct	tcatactttt	3180
ttcacagtt	ggctggatga	aattttctag	actttctggt	gggtatccc	cccctgtat	3240
agttaggata	gcatttttga	tttatgcatg	gaaacctgaa	aaaaagtta	caagtgtata	3300
tcagaaaagg	gaagttgtgc	cttttatagc	tattactgtc	tggttttaac	aatttcottt	3360
atatttagtg	aactacgctt	gctcatTTTT	tcttacataa	ttttttattc	aagttattgt	3420
acagctgttt	aagatgggca	gctagttcgt	agctttccca	aataaactct	aaacattaat	3480
caatcatctg	tgtgaaaatg	ggttgggtgct	tctaacctga	tggcaacttag	ctatcagaag	3540
accacaaaaa	ttgactcaaa	tctccagtat	tcttgtcaaa	aaaaaaaaaa	aaaagctca	3600
tattttgtat	atatctgctt	cagtgaggaa	ttatataggt	tgtgcaaatt	aacagtccca	3660
actggtatag	agcacctagt	ccagtgcact	gctgggtaaa	ctgtggatga	tggttgcaaa	3720
agactaattt	aaaaataaac	taccaagagg	ccctgtctgt	acctaacgcc	ctatttttgc	3780
aatggctata	tggcaagaaa	gctggtaaac	tatttgcctt	tcaggacctt	ttgaagtagt	3840
ttgtataact	tcttaaaagt	tgtgattcca	gataaccagc	tgtaacacag	ctgagagact	3900
tttaatcaga	caaagtaaat	cctctcacta	aactttacc	aaaaactaaa	tctctaatat	3960
ggcaaaaatg	gctagacacc	cattttcaca	ttcccatctg	tcaccaattg	gttaactctt	4020
cctgatggta	caggaagctt	cagctactga	tttttggat	ttagaactgt	atgtcagaca	4080
tccatgtttg	taaaactaca	catccotaat	gtgtgccata	gagtttaaca	caagtccctgt	4140
gaattctctc	actgttgaaa	attattttta	acaaaataga	agctgtagta	gccctttctg	4200
tgtgcacctt	accaactttc	tgtaaaactc	aaacttaaca	tatttactaa	gccacaagaa	4260
atttgatttc	tattcaaggt	ggccaaatta	tttgtgtaat	agaaaactga	aaatctaata	4320
ttaaaaatat	ggaacttcta	atatattttt	atatttagtt	atagtttcag	atatatatca	4380
tattggtatt	cactaatctg	ggaaggggaag	ggctactgca	gctttacatg	caatttatta	4440
aaatgattgt	aaaatagctt	gtatagtgtg	aaataagaat	gattttttaga	tgagattggt	4500
ttatcatgac	atgttatata	ttttttgtag	gggtcaaaga	aatgctgatg	gataacctat	4560
atgatttata	gtttgtacat	gcattcatac	aggcagcgat	ggtctcagaa	accaaaacagt	4620
ttgctctagg	ggaagagggg	gatggagact	ggctctgtgt	gcagtgaagg	ttgctgaggc	4680

-continued

tctgaccag tgagattaca gaggaagtta tcctctgcct cccattctga ccacccttct 4740
cattccaaca gtgagctctgt cagcgcaggt ttagtttact caatctcccc ttgcactaaa 4800
gtatgtaaag tatgtaaaca ggagacagga aggtgggtgct tacatcctta aaggcaccat 4860
ctaatagcgg gttactttca catacagccc tccccagca gttgaatgac aacagaagct 4920
tcagaagttt ggcaatagtt tgcatagagg taccagcaat atgtaaatag tgcagaatct 4980
cataggttgc caataataca ctaattcctt tctatcctac aacaagagtt tatttccaaa 5040
taaaatgagg acatgttttt gttttctttg aatgcttttt gaatgttatt tgttattttc 5100
agtattttgg agaaattatt taataaaaaa acaatcattt gctttttgaa tgcctcttaa 5160
aagggaatgt aatattttta gatgggtgtt aaccggctg gataaatttt tggtgccctaa 5220
gaaaactgct tgaatattct tatcaatgac agtggttaagt ttcaaaaaga gcttctaaaa 5280
cgtagattat cattccttta tagaatgta tgtgggttaa accagaaagc acatctcaca 5340
cattaatctg attttcatcc caacaatctt ggcgctcaa aaatagaact caatgagaaa 5400
aagaagatta tgtgcacttc gttgtcaata ataagtcaac tgatgctcat cgacaactat 5460
aggaggcttt tcattaatg ggaaaagaag ctgtgccctt ttaggatagc tgggggaaaa 5520
gaaagtcatc ttaattatgt ttaattgtgg atttaagtgc tatatggtgg tgcgtttga 5580
aagcagattt atttcctatg tatgtgttat ctggccatcc caacccaac tgttgaagtt 5640
tgtagtaact tcagtgagag ttggttactc acaacaaatc ctgaaaagta tttttagtgt 5700
ttgtaggtat tctgtgggat actatacaag cagaactgag gcacttagga cataacactt 5760
ttgggtata tatatccaaa tgcctaaaac tatgggagga aaccttggcc accccaaaag 5820
gaaaactaac atgattttgtg tctatgaagt gctggataat tagcatggga tgagctctgg 5880
gcatgccatg aaggaaagcc acgctccctt cagaattcag aggcaggag caattccagt 5940
ttcacctaag tctcataat ttagttccct tttaaaaacc ctgaaaacta catcaccatg 6000
gaatgaaaaa tattgttata caatacattg atctgtcaaa cttccagaac catggtagcc 6060
ttcagtgaga tttccatctt ggctgggtcac tccctgactg tagctgtagg tgaatgtgtt 6120
ttgtgtgtg tgtgtctgtt tttagtgtca gaagggaat aaaagtgtaa ggaggacact 6180
ttaaacctt tgggtggagt ttcgtaattt cccagactat tttcaagcaa cctgggtccac 6240
ccaggattag tgaccaggtt ttcaggaaaag gatttgettc tctctagaaa atgtctgaaa 6300
ggattttatt tctgatgaa aggctgtatg aaaataccct cctcaataa cttgcttaac 6360
tacatataga ttcaagtgtg tcaatattct atttgtata ttaaatgcta tataatggg 6420
acaaatctat attatactgt gtatggcatt attaagaagc tttttcatta tttttatca 6480
cagtaatttt aaaatgtgta aaaataaaa ccagtgactc ctgtttaaaa ataaaagttg 6540
tagtttttta ttcactctga ataataatct gtagttaaaa aaaaagtgtc tttttacct 6600
cgcagtgaaa tgtcagactg taaaaccttg tgtggaaatg ttttaactttt atttttcat 6660
ttaaatttgc tgttctgtga ttaccaaacc acacatttgt accgaattgg cagtaaatgt 6720
tagccattta cagcaatgcc aaatatggag aaacatcata ataaaaaat ctgctttttc 6780
atta 6784

<210> SEQ ID NO 48

<211> LENGTH: 4154

<212> TYPE: DNA

-continued

<213> ORGANISM: Homo sapiens

<220> FEATURE:

<223> OTHER INFORMATION: glucocorticoid receptor (GR) beta

<400> SEQUENCE: 48

```

ggcgccgcct ccaccgcctc cccgctcggc cccgctcgcct cgcccaggcc gggctgcct      60
ttcgctgtgc cgcgctctct tccctccgcc gccgctcctt ccattttgcg agctcgtgtc    120
tgtgacggga gcccagtcac ccgctgccc  gtcggggacg gattctgtgg gtggaaggag    180
acgccgcagc cggagcggcc gaagcagctg ggaccgggac ggggcacgcg cgcccggaac    240
ctcgaccgcc ggagcccggc gggggcgga  gggctggctt gtcagctggg caatgggaga    300
ctttctaaa  tagggctctc ccccccacc  atggagaaag gggcggtgtt ttacttctt    360
tttttagaaa aaaaaatat  atttccctc  tgctccttct gcgttcacaa gctaagtgtt    420
ttatctcggc tcggcgggga actgcggacg gtggcgggcg agcggctcct ctgccagagt    480
tgatattcac tgatggactc caaagaatca ttaactctg  gtagagaaga aaacccagc    540
agtgtgcttg ctcagagag  gggagatgt  atggacttct ataaaccct  aagaggagga    600
gtactgtga  aggtttctgc gtcttcacc  tcaactgctg tcgcttctca atcagactcc    660
aagcagcgaa gacttttgg  tgattttcca aaaggctcag taagcaatgc gcagcagcca    720
gatctgtcca aagcagtttc actctcaatg ggactgtata tgggagagac agaacaacaaa    780
gtgatgggaa atgacctggg attcccacag cagggccaaa tcagccttcc ctcgggggaa    840
acagacttaa agcttttgg  agaaagcatt gcaaaccctc ataggctcag cagtgttcca    900
gagaacccca agagttcagc atccactgct gtgtctgctg ccccccacaga gaaggagttt    960
ccaaaaactc actctgatgt atcttcagaa cagcaacatt tgaagggcca gactggcacc   1020
aacggtggca atgtgaaatt gtataccaca gaccaaagca cctttgacat tttgcaggat   1080
ttggagtttt cttctgggtc cccaggtaaa gagacgaatg agagtccttg gagatcagac   1140
ctgttgatag atgaaaaactg tttgctttct cctctggcgg  gagaagacga ttcattcctt   1200
ttggaaggaa actcgaatga ggactgcaag cctctcattt taccggacac taaacccaaa   1260
attaaggata atggagatct ggtttgttca agcccagta atgtaacact gcccacagtg   1320
aaaaacagaaa aagaagatct catcgaactc tgcaccctg  gggtaattaa gcaagagaaa   1380
ctgggcacag tttactgtca ggcaagcttt cctggagcaa atataattgg taataaaatg   1440
tctgccattt ctgttcatgg tgtgagtacc tctggaggac agatgtacca ctatgacatg   1500
aatacagcat ccctttctca acagcaggat cagaagccta tttttaatgt cattccacca   1560
attcccgttg gttccgaaaa ttggaatagg tgccaaggat ctggagatga caacttgact   1620
tctctgggga ctctgaactt ccctggtcga acagtttttt ctaatggcta tccaagcccc   1680
agcatgagac cagatgtaag ctctcctcca tccagctcct caacagcaac aacaggacca   1740
cctcccaaac tctgcctggt gtgctctgat gaagcttcag gatgtcatta tggagtctta   1800
acttggtgaa gctgtaaagt tttcttcaaa agagcagtg  aaggacagca caattacctt   1860
tgtgctggaa ggaatgatg  catcatcgat aaaattcgaa gaaaaaactg cccagcatgc   1920
cgctatcgaa aatgtcttca ggctggaatg aacctggaag ctcgaaaaac aaagaaaaaa   1980
ataaaaggaa ttcagcagcc cactacagga gtctcacaag aaacctctga aaatcctggt   2040
aacaaaaaaa tagttcctgc aacgttacca caactcacc  ctaccctggt gtcactgttg   2100
gaggttattg aacctgaagt gttatagca ggatagata gctctgttcc agactcaact   2160

```

-continued

```

tggaggatca tgactacgct caacatgta ggagggcggc aagtgattgc agcagtgaaa 2220
tgggcaaagg caataccagg tttcaggaac ttacacctgg atgaccaaat gaccctactg 2280
cagtactcct ggatgtttct tatggcattt gctctggggg ggagatcata tagacaatca 2340
agtgcaaacc tgctgtgttt tgctcctgat ctgattatta atgagcagag aatgactcta 2400
ccctgcatgt acgaccaatg taaacacatg ctgtatgttt cctctgagtt acacaggcct 2460
caggatctct atgaagagta tctctgatg aaaaccttac tgcttctctc ttcagttcct 2520
aaggacggtc tgaagagcca agagctatct gatgaaatta gaatgaccta catcaaagag 2580
ctaggaaaag ccattgtcaa gagggaagga aactccagcc agaactggca gcggttttat 2640
caactgacaa aactcttgga ttctatgcat gaaaaatgta tgtggtaaaa accagaaaagc 2700
acatctcaca cattaatctg attttcatcc caacaatctt ggcgctcaaa aaatagaact 2760
caatgagaaa aagaagatta tgtgcacttc gttgtcaata ataagtcaac tgatgctcat 2820
cgacaactat aggagccttt tcattaaatg ggaaaagaag ctgtgccctt ttaggatagc 2880
tgggggaaaa gaaagtcatc ttaattatgt ttaattgtgg atttaagtgc tatatggtgg 2940
tgctgtttga aagcagattt atttctatg tatgtgttat ctggccatcc caacccaaac 3000
tgttgaagtt tgtagtaact tcagtggag ttggttactc acaacaaatc ctgaaaagta 3060
tttttagtgt ttgtaggtat tctgtgggat actatacaag cagaactgag gcacttagga 3120
cataaacactt ttggggtata tatatccaaa tgcctaaaac tatgggagga aaccttggcc 3180
acccccaaaag gaaaactaac atgatttgtg tctatgaagt gctggataat tagcatggga 3240
tgagctctgg gcatgccatg aaggaaagcc acgctccctt cagaattcag aggcagggag 3300
caattccagt ttcacctaa gctcataatt ttagttccct tttaaaaacc ctgaaaacta 3360
catcaccatg gaatgaaaaa tattgttata caatacattg atctgtcaaa cttccagaac 3420
catggtagcc ttcagtgaga tttccatctt ggctggctcac tccctgactg tagctgtagg 3480
tgaatgtgtt tttgtgtgtg tgtgtctggt tttagtgtca gaagggaat aaaagtgtaa 3540
ggaggacact ttaaacccctt tgggtggagt ttcgtaattt cccagactat tttcaagcaa 3600
cctggctccac ccaggattag tgaccaggtt ttcaggaag gatttgcttc tctctagaaa 3660
atgtctgaaa ggattttatt ttctgatgaa aggctgtatg aaaatacctt cctcaaataa 3720
cttgcttaac tacatataga ttcaagtgtg tcaatattct attttgtata ttaaatgcta 3780
tataatgggg acaaatctat atttactgt gtatggcatt attaagaagc tttttcatta 3840
tttttatca cagtaatttt aaaatgtgta aaaattaaaa ccagtgactc ctgtttaaaa 3900
ataaaagtty tagtttttta ttcagtctga ataataatct gtagttaaaa aaaaagtgtc 3960
tttttaccta cgcagtgaaa tgtcagactg taaaaccttg tgtggaatg ttaactttt 4020
attttttcat ttaaatgtgc tgttctgta ttaccaaacc acacattgt accgaattgg 4080
cagtaaatgt tagccattta cagcaatgcc aaatatggag aaacatcata ataaaaaat 4140
ctgctttttc atta 4154

```

<210> SEQ ID NO 49

<211> LENGTH: 6330

<212> TYPE: DNA

<213> ORGANISM: Homo sapiens

<220> FEATURE:

<223> OTHER INFORMATION: nuclear receptor subfamily 3, group A, member 1,

-continued

 transcript variant 4 (NR3A1), estrogen receptor
 (ESR1, ER, ESR, ESRA, ESTR) cDNA (complete)

<400> SEQUENCE: 49

```

aggagctggc ggagggcggt cgctctggga ctgcacttgc tcccgteggg tegccccggt    60
tcaccggacc cgcaggtccc cggggcaggg cggggccag agctcgcgtg tcggcgggac    120
atgcgctgcg tcgcctctaa cctcgggctg tgetcttttt ccaggtggcc cgcggtttc    180
tgagccttct gccctgcggg gacacggtct gcaccctgcc cgcggccaac gaccatgacc    240
atgacctccc acaccaaagc atctgggatg gccctactgc atcagatcca agggaacgag    300
ctggagcccc tgaacctgcc gcagctcaag atccccctgg agcggccccct gggcagggtg    360
tacctggaca gcagcaagcc cgcctgttac aactaccctc agggcgccgc ctacgagttc    420
aacgcccggc cgcgcccaa cgcgcaggtc tacggtcaga ccggcctccc ctacggcccc    480
gggtctgagg ctgcccgttt cggctccaac ggctggggg gtttcccccc actcaacagc    540
gtgtctccga gcccgctgat gctactgcac ccgcccgcgc agctgtgcgc tttcctgcag    600
ccccacggcc agcaggtgcc ctactacctg gagaacgagc ccagcggcta cacggtgccc    660
gaggccggcc cgcggcatt ctacaggcca aattcagata atcgacgcca gggtggcaga    720
gaaagattgg ccagtaccaa tgacaagga agtatggcta tggaatctgc caaggagact    780
cgctactgtg cagtgtgcaa tgactatgct tcaggctacc attatggagt ctggtcctgt    840
gagggtgca aggccttctt caagagaagt attcaaggac ataacgacta tatgtgtcca    900
gccaccaacc agtgaccat tgataaaaac aggaggaaga gctgccaggc ctgccggtc    960
cgcaaatgct acgaagtggg aatgatgaaa ggtgggatac gaaaagaccg aagaggaggg    1020
agaatgttga aacacaagcg ccagagagat gatggggagg gcaggggtga agtggggtct    1080
gctggagaca tgagagctgc caacctttgg ccaagcccgc tcatgatcaa acgctctaag    1140
aagaacagcc tggccttgtc cctgacggcc gaccagatgg tcagtgcctt gttggatgct    1200
gagcccccca tactctatcc cgagtatgat cctaccagac ccttcagtga agcttcgatg    1260
atgggcttac tgaccaacct ggcagacagg gagctggttc acatgatcaa ctgggcgaag    1320
agggtgccag gctttgtgga tttgacctc catgatcagg tccaccttct agaatgtgcc    1380
tggctagaga tcctgatgat tggctctctc tggcgcctca tggagcacc agggaagcta    1440
ctgtttgctc ctaactgtct cttggacagg aaccagggaa aatgtgtaga gggcatggtg    1500
gagatcttcc acatgctgct ggctacatca tctcggttcc gcatgatgaa tctgcaggga    1560
gaggagtttg tgtgcctcaa atctattatt ttgcttaatt ctggagtga cacatttctg    1620
tccagcacc c tgaagtctct ggaagagaag gaccatatcc accgagtcct ggacaagatc    1680
acagacactt tgatccacct gatggccaag gcaggcctga ccctgcagca gcagcaccag    1740
cggctggccc agctcctcct catcctctcc cacatcaggc acatgagtaa caaaggcatg    1800
gagcatctgt acagcatgaa gtgcaagaac gtggtgcccc tctatgacct gctgctggag    1860
atgctggacg cccaccgctc acatgcgccc actagccgtg gaggggcatc cgtggaggag    1920
acggaccaaa gccacttgcc cactgcgggc tctacttcat cgcattcctt gcaaaagtat    1980
taccatcagc gggaggcaga gggtttcct gccacggtct gagagctccc tggctccacc    2040
acggttcaga taatccctgc tgcattttac cctcatcatg caccacttta gcaaatctct    2100
gtctcctgca tacactccgg catgcatcca acaccaatgg ctttctagat gagtggccat    2160

```

-continued

tcatttgctt	gctcagttct	tagtggcaca	tcttctgtct	tctgttggga	acagccaaag	2220
ggattccaag	gctaaatctt	tgtaacagct	ctctttcccc	cttgctatgt	tactaagcgt	2280
gaggattccc	gtagctcttc	acagctgaac	tcagtctatg	ggttggggct	cagataactc	2340
tgtgcattta	agctacttgt	agagaccag	gcctggagag	tagacatttt	gcctctgata	2400
agcacttttt	aatggctct	aagaataagc	cacagcaaag	aatttaaagt	ggctccttta	2460
attggtgact	tggagaaagc	taggtcaagg	gtttattata	gcacctctt	gtattcctat	2520
ggcaatgcat	ccttttatga	aagtgtaca	ccttaaagct	tttatatgac	tgtagcagag	2580
tatctggtga	ttgtcaatc	attcccccta	taggaataca	aggggcacac	agggaaggca	2640
gatccccctag	ttggcaagac	tattttaact	tgatacactg	cagattcaga	tgtgctgaaa	2700
gctctgcctc	tggctttccg	gcatggggtt	ccagttaatt	catgcctccc	atggacctat	2760
ggagagcagc	aagttgatct	tagttaagtc	tcctatatg	agggataagt	tectgatttt	2820
tgtttttatt	tttgtgttac	aaaagaaagc	cctccctccc	tgaacttga	gtaaggtcag	2880
cttcaggacc	tgttccagtg	ggcactgtac	ttggatcttc	ccggcgtgtg	tgtgccttac	2940
acaggggtga	actgttcact	gtggtgatgc	atgatgaggg	taaaggttag	ttgaaaggag	3000
caggggccct	ggtgttgc	ttagcctgg	ggcatggagc	tgaacagtac	ttgtgcagga	3060
ttgtgtggc	tactagagaa	caagagggaa	agtagggcag	aaactggata	cagttctgag	3120
gcacagccag	acttgetcag	ggtggccctg	ccacaggetg	cagctaccta	ggaacattcc	3180
ttgcagacc	cgcattgcc	tttgggggtg	ccctgggatc	cctggggtag	tcagctctt	3240
cttcatttcc	cagcgtggcc	ctggttggaa	gaagcagctg	tcacagctgc	tgtagacagc	3300
tgtgttccca	caattggccc	agcacccctg	ggcacgggag	aaggggtggg	accgttgetg	3360
tcaactactca	ggctgactgg	ggcctggtca	gattacgtat	gcccttgggtg	gtttagagat	3420
aatccaaaat	cagggtttgg	tttggggaag	aaaatcctcc	cccttccctc	cccgcctcgt	3480
tcctaccgc	ctccactcct	gccagctcat	ttccttcaat	ttcctttgac	ctataggeta	3540
aaaaagaaa	gctcattcca	gccacagggc	agccttccct	gggcctttgc	ttctctagca	3600
caattatggg	ttacttcctt	ttcttaaca	aaaaagaatg	tttgatttcc	tctgggtgac	3660
cttattgtct	gtaattgaaa	ccctattgag	aggtgatgtc	tgtgttagcc	aatgaccag	3720
gtgagctgct	cgggcttctc	ttggtatgtc	ttgtttgaa	aagtggattt	cattcatttc	3780
tgattgtcca	gttaagtgat	caccaagga	ctgagaatct	gggagggcaa	aaaaaaaaaa	3840
aaagttttta	tgtgcactta	aatttgggga	caattttatg	tatctgtgtt	aaggatatgt	3900
ttaagaacat	aattcttttg	ttgctgtttg	tttaagaagc	accttagttt	gtttaagaag	3960
caccttatat	agtataatat	atattttttt	gaaattacat	tgcttgttta	tcagacaatt	4020
gaatgtagta	attctgttct	ggatttaatt	tgactgggtt	aacatgcaaa	aaccaaggaa	4080
aaatatttag	tttttttttt	tttttttgta	tacttttcaa	gctacctgt	catgtatata	4140
gtcatttatg	cctaaagcct	ggtgattatt	catttaaag	aagatcacat	ttcatatcaa	4200
cttttgtatc	cacagtagac	aaaatagcac	taatccagat	gcctattgtt	ggatactgaa	4260
tgacagacaa	tcttatgtag	caaagattat	gcctgaaaag	gaaaattatt	cagggcagct	4320
aattttgctt	ttacccaaat	atcagtagta	atatttttgg	acagtagcta	atgggtcagt	4380
gggttctttt	taatgtttat	acttagattt	tcttttaaaa	aaattaaaat	aaaacaaaaa	4440
aaaatttcta	ggactagacg	atgtaatacc	agctaaagcc	aaacaattat	acagtgggaag	4500

-continued

gttttacatt attcatccaa tgtgtttcta ttcattgtaa gataactacta catttgaagt	4560
gggcagagaa catcagatga ttgaaatggt cgccagggg tctccagcaa ctttggaaat	4620
ctctttgtat ttttacttga agtgccacta atggacagca gatattttct ggctgatggt	4680
ggtattgggt gtaggaacat gatttaaaaa aaaactcttg cctctgcttt cccccactct	4740
gaggcaagtt aaaatgtaaa agatgtgatt tatctggggg gctcaggtat ggtggggaag	4800
tggattcagg aatctgggga atggcaaaata tattaagaag agtattgaaa gtatttggag	4860
gaaaatgggt aattctgggt gtgcaccagg gttcagtaga gtccacttct gccctggaga	4920
ccacaaatca actagctcca ttacagcca tttctaaaat ggcagcttca gttctagaga	4980
agaaagaaca acatcagcag taaagtccat ggaatageta gtggtctgtg tttctttctg	5040
ccattgccta gtttgccgta atgattctat aatgccatca tgcagcaatt atgagaggct	5100
aggctcatcca aagagaagac cctatcaatg taggttgcaa aatctaacc ctaaggaagt	5160
gcagtctttg atttgatttc cctagtaacc ttgcagatat gtttaaccaa gccatagccc	5220
atgccttttg agggctgaac aaataagggg cttactgata atttactttt gatcacatta	5280
agggttctct accttgaaat cttatacact gaaatggcca ttgatttagg ccactggcct	5340
agagtactcc ttcccctgca tgacactgat tacaataact ttctattca tactttccaa	5400
ttatgagatg gactgtgggt actgggagtg atcactaaca ccatagtaat gtctaatt	5460
cacaggcaga tctgcttggg gaagctagtt atgtgaaagg caaatagagt catcacagtag	5520
ctcaaaaaggc aaccataatt ctctttgggt caggctcttg gagcgtgatc tagattacac	5580
tgcaccattc ccaagttaat cccctgaaaa cttactctca actggagcaa atgaactttg	5640
gtcccaaata tccatctttt cagtagcgtt aattatgctc tgtttccaac tgcatttct	5700
ttccaattga attaaagtgt ggcctogttt ttagtcattt aaaattggtt tctaagtaat	5760
tgctgcctct attatggcac ttcaattttg cactgtcttt tgagattcaa gaaaaattc	5820
tattcttttt ttgcatcca attgtgcctg aactttttaa atatgtaaat gctgccatgt	5880
tccaaaacca tgcctcagtg gtgtgttttag agctgtgcac cctagaaaca acatattgtc	5940
ccatgagcag gtgcctgaga cacagacccc tttgcattca cagagaggtc attggttata	6000
gagacttgaa ttaataagtg acattatgcc agtttctggt ctctcacagg tgataaaca	6060
tgtttttgt gcactacata ctcttcagtg tagagctctt gttttatggg aaaaggctca	6120
aatgccaaat tgtgtttgat ggattaatat gcccttttgc cgtatgcatc tattactgat	6180
gtgactcggt tttgtgcag ctttgccttg tttaatgaaa cacacttgta aacctcttt	6240
gcactttgaa aaagaatcca ggggatgct cgagcacctg taaacaattt tctcaacct	6300
tttgatgttc aaataagaa ttaaactaaa	6330

What is claimed is:

1. A method of treating a breast cancer patient, who has been previously treated with a first anticancer agent and has cancer cells that are estrogen receptor alpha negative, the method comprising administering to the patient a therapeutically effective amount of a combination of a second anticancer agent and a glucocorticoid receptor antagonist (GRA) wherein the breast cancer patients were previously treated with the first anticancer agent more than two weeks prior to the combination.

2. The method of claim 1 wherein the first anticancer agent is an aromatase inhibitor.

3. The method of claim 1 wherein the first anticancer agent is a chemotherapeutic.

4. The method of claim 1 wherein the second anticancer agent is a chemotherapeutic.

5. The method of claim 1 wherein the second anticancer agent is an aromatase inhibitor or tamoxifen.

6. The method of claim 3 wherein the breast cancer cells are resistant to the first chemotherapeutic agent.

7. The method of claim 1 wherein the second anticancer agent is a platinum based agent, a nucleoside analog, or microtubule formation inhibitor.

8. The method of claim 1 wherein the second anticancer agent is selected from the group consisting of gemcitabine, carboplatin, cisplatin or eribulin.

9. The method of claim 1 wherein the second anticancer agent is selected from the group consisting of a serine/threonine kinase inhibitor, a tyrosine kinase inhibitor, an angiogenesis inhibitor; and, an anti-epidermal growth factor receptor antibody.

10. The method of claim 1 wherein the second anticancer agent is a taxane or a camptothecin.

11. The method of claim 1 wherein the first and second anticancer agents are the same.

12. The method of claim 1 wherein the first and second anticancer agents are different.

13. The method of claim 1 wherein the second anticancer agent is radiation.

14. The method of claim 1 wherein the second anticancer agent is an antibody.

15. The method of claim 14 wherein the antibody is an anti-epidermal growth factor receptor antibody.

16. The method of claim 1 wherein the cancer patient is treated with a GRA and a second anticancer agent that is a combination of a second chemotherapeutic agent and either an immunotherapeutic or radiation therapy or both.

17. The method of claim 1 wherein the GRA is in a class of compounds selected from the group consisting of octahydrophenanthrenes, pyrimidinediones, dihydropyridines, dihydroisoquinolines and azadecalins.

18. The method of claim 1 wherein the GRA is in the class of azadecalins compounds.

19. The method of claim 14 wherein the GRA is an aryl pyrazolo azadecalin.

20. The method of claim 1, wherein the glucocorticoid receptor antagonist is administered to the patient before the second anticancer agent.

21. The method of claim 1, wherein the glucocorticoid receptor antagonist is administered to the patient after the second anticancer agent.

22. The method of claim 1, wherein the glucocorticoid receptor antagonist and the second anticancer agent are administered to the patient at the same time.

23. The method of claim 1, wherein the glucocorticoid receptor antagonist is administered prior to and after administration of the second chemotherapeutic.

24. The method of claim 1 where the patient is treated with radiation therapy after administration of the glucocorticoid receptor antagonist.

25. The method of claim 1 wherein the cancer cells are PR⁻.

26. The method of claim 1 wherein the cancer cells are HER2⁻.

27. The method of claim 1 wherein the cancer cells are both PR⁻ and HER2⁻.

28. The method of claim 1 wherein the breast cancer cells do not express estrogen receptor alpha at a level detectable by immunohistochemistry.

29. The method of claim 1 wherein the therapeutically effective amount reduces the number of breast cancer cells in the patient.

30. The method of claim 1 wherein the therapeutically effective amount inhibits the growth of existing breast cancer cells.

* * * * *