

Ecosphere

Habitat preference of an herbivore shapes the habitat distribution of its host plant

Nicolas M. Alexandre, Parris T. Humphrey, Andrew D. Gloss, Jimmy Lee, Joseph Frazier, Henry A. Affeldt III, and Noah K. Whiteman.


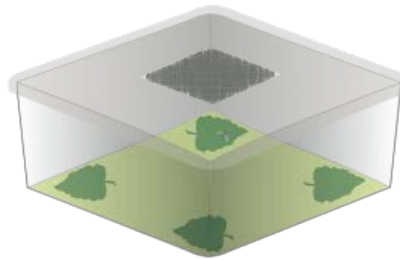
Design schematics for choice experiments**A.** Whole-plant choice assay.**B.** Detached leaf choice assay.

Fig. S1. Schematic of experimental design for Host choice experiment I: Sun versus shade-derived bittercress. (A) Whole-plant assay depicted (eight replicate trials were conducted; see Materials & Methods, main text). **(B)** Detached leaf assay (fifteen replicate trials were conducted; see Materials & Methods, main text).

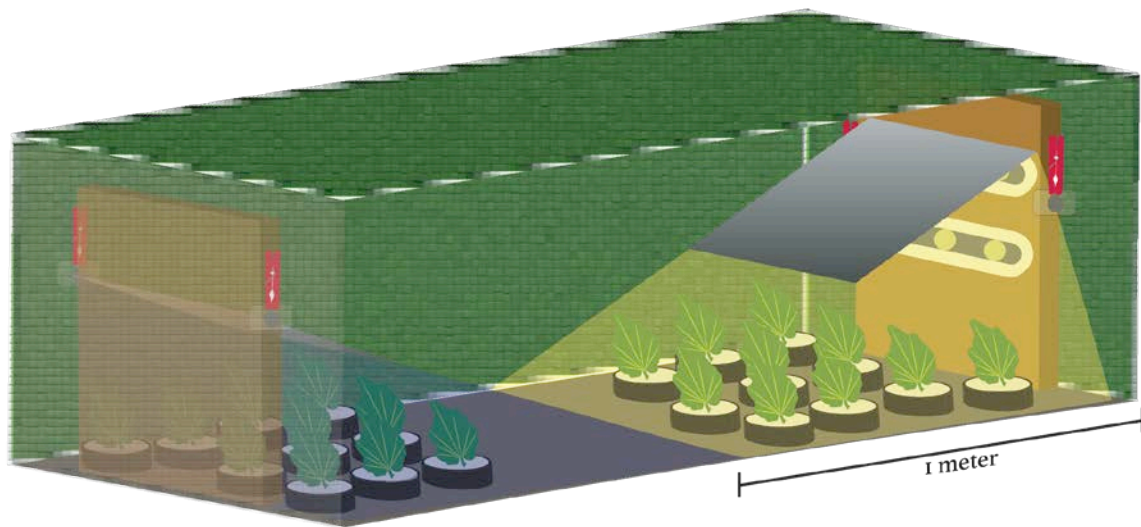


Fig. S2. Schematic of experimental design for Host choice experiment II: Effects of light and temperature.