

Differential Condensation of Methane Isotopologues Leading to Isotopic Enrichment under Non-equilibrium Gas–Surface Collision Conditions

Published as part of *The Journal of Physical Chemistry virtual special issue “125 Years of The Journal of Physical Chemistry”*.

Michelle R. Brann, Stephen P. Hansknecht, Xinyou Ma, and S. J. Sibener*



Cite This: *J. Phys. Chem. A* 2021, 125, 9405–9413



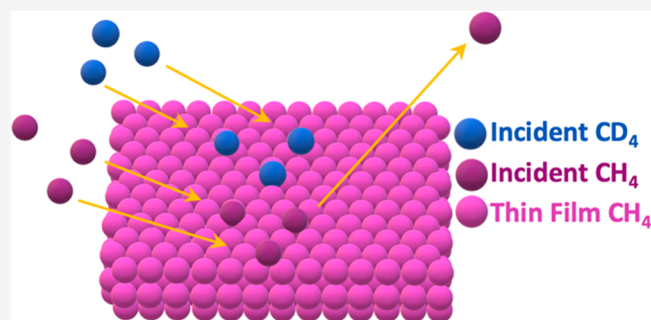
Read Online

ACCESS |

Metrics & More

Article Recommendations

ABSTRACT: We examine the initial differential sticking probability of CH_4 and CD_4 on CH_4 and CD_4 ices under nonequilibrium flow conditions using a combination of experimental methods and numerical simulations. The experimental methods include time-resolved *in situ* reflection–absorption infrared spectroscopy (RAIRS) for monitoring on-surface gaseous condensation and complementary King and Wells mass spectrometry techniques for monitoring sticking probabilities that provide confirmatory results via a second independent measurement method. Seeded supersonic beams are employed so that the entrained CH_4 and CD_4 have the same incident velocity but different kinetic energies and momenta. We found that as the incident velocity of CH_4 and CD_4 increases, the sticking probabilities for both molecules on a CH_4 condensed film decrease systematically, but that preferential sticking and condensation occur for CD_4 . These observations differ when condensed CD_4 is used as the target interface, indicating that the film’s phonon and rovibrational densities of states, and collisional energy transfer cross sections, have a role in differential energy accommodation between isotopically substituted incident species. Lastly, we employed a mixed incident supersonic beam composed of both CH_4 and CD_4 in a 3:1 ratio and measured the condensate composition as well as the sticking probability. When doing so, we see the same effect in the condensed mixed film, supporting an isotopic enrichment of the heavier isotope. We propose that enhanced multi-phonon interactions and inelastic cross sections between the incident CD_4 projectile and the CH_4 film allow for more efficacious gas–surface energy transfer. VENUS code MD simulations show the same sticking probability differences between isotopologues as observed in the gas–surface scattering experiments. Ongoing analyses of these trajectories will provide additional insights into energy and momentum transfer between the incident species and the interface. These results offer a new route for isotope enrichment via preferential condensation of heavier isotopes and isotopologues during gas–surface collisions under specifically selected substrate, gas-mixture, and incident velocity conditions. They also yield valuable insights into gaseous condensation under non-equilibrium conditions such as occur in aircraft flight in low-temperature environments. Moreover, these results can help to explain the increased abundance of deuterium in solar system planets and can be incorporated into astrophysical models of interstellar icy dust grain surface processes.



understand how differences in mass can influence the ability of a species to adsorb under specified conditions, and thus lead to observed relative isotope abundances.^{11,12}


INTRODUCTION

Adsorption is a key process in both astrophysical and terrestrial environments as it serves as the first step in many gas–surface interactions.^{1–3} In extraterrestrial environments where chemical species are scarce, adsorption onto an interstellar grain, planetesimal, or other larger body controls many combinatorial reactions. The formation of larger organic molecules becomes more feasible when species can engage on a surface rather than the void of space.^{4–9} In addition, the astrophysical environment is abundant with isotopes of many chemical species.¹⁰ In order to accurately model the chemical abundances, we need to better

Received: September 3, 2021

Revised: October 5, 2021

Published: October 16, 2021



Interstellar methane is the most common hydrocarbon, existing in both the gaseous and the solid form.^{13–19} Methane is commonly found in the gaseous planetary atmospheres or as molecular ices intermixed with water ice matrices.^{20,21} As the most basic hydrocarbon, CH₄ serves as a base for addition reactions which form larger hydrocarbon species.²² Additionally, the isotopic twin of CH₄, CD₄, can serve as a model for understanding the effects and the abundance of deuterium within these environments.^{12,23} Theoretical methods and gas chromatography have found that the isotopic difference in CH₄ and CD₄ stems from the difference in polarizability and length of the C–H and C–D bonds; however, no studies have reported how this difference might translate into its sticking probability.^{12,24,25} Studying CH₄ and CD₄ adsorption is an excellent model system to determine how slight mass differences in the condensate and projectile can impact adsorption and surface abundance of isotopic species.

Here we present the first study of the isotopic sticking probability of CH₄ and CD₄ as a function of translational beam energy on CH₄ and CD₄ thin films under ultrahigh-vacuum (UHV) conditions at low temperatures using the King and Wells method²⁶ complemented by *in situ* infrared spectroscopic studies of gaseous condensation. VENUS code molecular dynamics (MD) simulations show the same sticking probability differences between isotopologues as were observed in the gas–surface scattering experiments. Taken together, these results accurately and independently determine the sticking probability, allowing us to explore how differences in isotopic composition of the surface and incident molecular mass can impact the overall energy accommodation, and thus adsorption of the gaseous species onto the film.

Key to these studies is the use of essentially monoenergetic seeded supersonic beams so that the CH₄ and CD₄ have the same incident velocity but different kinetic energies and momenta. It is shown that as the incident velocity of CH₄ and CD₄ increases, the sticking probabilities for both molecules on a CH₄ condensed film decrease systematically, but that preferential sticking and condensation occur for CD₄. These observations differ when condensed CD₄ is used as the target interface, indicating that the film's phonon and rovibrational densities of states, and collisional energy transfer cross sections, play a role in differential energy accommodation between isotopically substituted incident species. In addition, a mixture of gaseous CH₄ and CD₄ was grown on a methane thin film. While both species adsorbed creating a mixed isotopologue condensate, we saw an increased abundance of CD₄ versus CH₄ within the film as opposed to initial beam concentration. We demonstrate an isotopic enrichment for CD₄ in our mixed surface based on the difference in sticking probabilities between CH₄ and CD₄.

This experiment builds on previous work by our group where CH₄ sticking was investigated on the surfaces of D₂O of varying morphologies and where H₂O and D₂O sticking on their own films were studied.^{26–28} In particular, we consider a similar isotopic experiment as the H₂O and D₂O sticking but expand to study CH₄ and CD₄ sticking on both films rather than only their own films.²⁷ Additionally, previous work examined the sticking of only CH₄ on H₂O which we expand to include CH₄ and CD₄ sticking onto both CH₄ and CD₄ ices to examine how the mass difference can affect the overall sticking.²⁸ We examine how these differences in mass, energy, and surface composition can affect the ability of the film to absorb and dissipate energy from

the impinging molecules to allow adsorption onto the film structure.

Our work demonstrates differential condensation between methane isotopologues under specifically selected substrate, gas-mixture, and incident velocity conditions. The demonstrated outcomes have obvious implications for the development of novel isotopic enrichment and separation techniques. These results also provide new insights into gaseous condensation under non-equilibrium conditions such as occur in aircraft flight in low-temperature environments. More broadly, this work is critical to understanding the nature of methane adsorption within astrophysical environments. Our sticking probability differences can be incorporated into astrophysical models to explain molecular abundances and increased deuterium abundance in cometary ices and outer solar system planets. Aside from astrophysical environments, adsorption has implications into fields such as heterogeneous catalysis or thin film growth where the adsorption process serves as the first step in film formation.²⁸

■ EXPERIMENTAL METHODS

All experiments were conducted in a molecular beam scattering instrument previously discussed in full detail.²⁸ Briefly, this instrument consists of a UHV chamber with base pressures of 10^{–10} Torr connected to a triply differentially pumped molecular beamline. In the main chamber, a state-of-the-art closed-cycle helium-cooled sample manipulator (Advanced Research Systems) enables precise and accurate temperature control of the Au(111) sample substrate between 16 and 800 K. The crystal is exposed to the impinging beam at normal incident angle and monitored in real time with optics for *in situ* reflection absorption infrared spectroscopy (RAIRS). Gas scattering and incident flux monitoring occur with a residual gas analyzer (RGA).

All RAIR spectra are analyzed with Gaussian peak fitting atop cubic baselines. Spectra were acquired with a Nicolet 6700 infrared spectrophotometer (Thermo Fisher) using incident p-polarized IR radiation at an angle of 75° to the Au(111) crystal and a liquid-nitrogen-cooled mercury cadmium telluride (MCT/A) detector. Each RAIR spectrum is an average of 25–200 scans taken by using 4 cm^{–1} resolution with a clean Au(111) sample used for the background correction.

CH₄ or CD₄ was dosed on the Au(111) substrate via beam deposition at 18 K prior to measurements at 20 K. Dosing conditions resulted in a deposition rate of 0.5 layers per second.

CH₄ and CD₄ beams were produced by expanding 1% CH₄ in H₂ or 1% CD₄ in H₂ at stagnation pressures of 150–400 psi through a 15 μm platinum pinhole. Resistively heating the beam nozzle from room temperature up to 1100 K resulted in beam velocities of up to 4600 m/s and rotationally cold molecules resulting from the seeded expansion. The translational energy distribution widths ($\Delta v/v$) ranged from 5 to 24%. We note that the velocity slip between the two isotopologues varied between 0 and at most 100 m/s with velocities spanning 2400 to 4600 m/s; therefore, the incident velocities of the two isotopologues were essentially identical for the purposes of a given experiment. Incident velocities were measured by time-of-flight methods using a mechanical chopper to modulate the beam prior to detection with an in-line quadrupole mass spectrometer. To confirm all the results and further understand phonon interactions at cold temperatures, a mixed beam was produced by expanding 1% CD₄ and 3% CH₄ in H₂.

The sticking probability was determined by using the King and Wells technique.^{26,29} This was previously described in more detail for our system,²⁷ and a typical King and Wells experiment conducted on a CH₄ surface temperature at 20 K is shown in Figure 1 where $m/z = 20$ for CD₄ is monitored as a function of

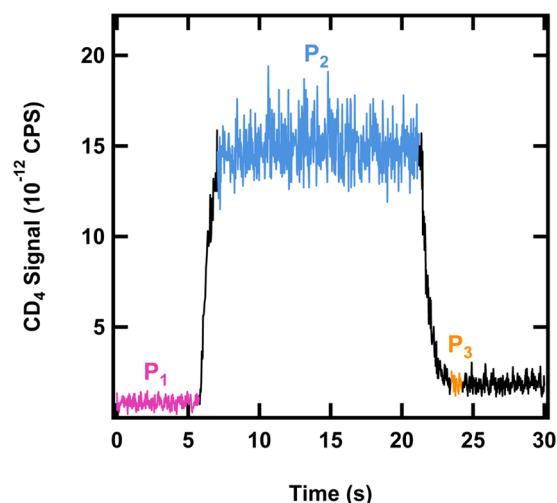


Figure 1. CD₄ signal ($m/z = 20$) monitored with the RGA during a representative King and Wells experiment conducted on a CH₄ surface at 20 K. P_1 (pink) is the background CD₄ signal, P_2 (blue) is the full CD₄ flux with the flag blocking the Au substrate, and P_3 (orange) is the initial CD₄ adsorption without the flag.

time by using an RGA out of line with the beam. The experiment involves monitoring the background signal (P_1), indirect flux (P_2) with a flag in front of the substrate and removal of that flag where molecules start to stick (P_3) to calculate the initial sticking probability:

$$S = \frac{P_2 - P_3}{P_2 - 1}$$

King and Wells measurements were performed at 20 K for all results presented in this study. This temperature was carefully chosen due to the methane surface interaction and the King and Wells method itself. UHV conditions at 20 K accurately model astrophysical chemistry rich environments such as dense molecular clouds.¹ Additionally, at 20 K, multilayer CH₄ is stable on a gold substrate and frozen ice films which enables measuring the condensate via RAIRS.^{30,31} As mentioned in He et al.,³² and detailed in our previous work examining the initial sticking probability of CH₄ on D₂O ices,²⁷ the liquid helium cooling of the sample manipulator could impact the pumping speed and thus the reflected portion of the beam; therefore, we take all measurements at a single sample temperature. This ensures that the unknown pumping speed remains consistent across measurements. We also calculate sticking probability by using the initial CH₄ indirect flux instead of the value at saturation.

RESULTS AND DISCUSSION

To fully understand the role that mass matching and preadsorbed hydrocarbons play in trapping dynamics for CH₄ and CD₄, we examined sticking probability on top of amorphous CH₄ and CD₄. Although the sticking probability was previously found to be independent of ice film thickness,³³ we choose to grow films for ~80 layers to achieve self-similarity in film

structure.^{34–36} The measured sticking probabilities for CH₄ and CD₄ on a CD₄ substrate are shown in Figure 2. For

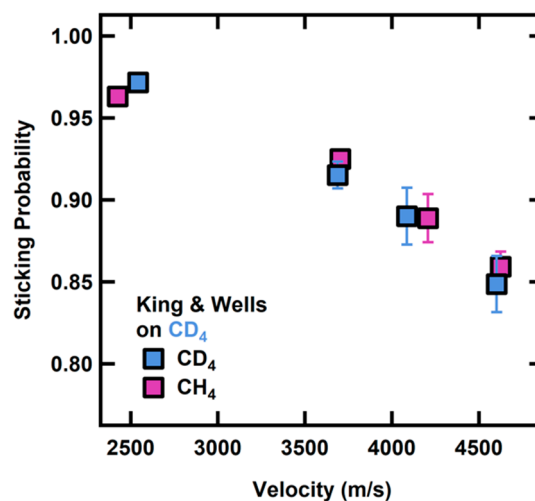


Figure 2. Sticking probabilities for CH₄ and CD₄ on a CD₄ film at 20 K. The sticking probability decreases with increasing velocity. Error bars represent the standard deviation of at least three measurements on at least three different days.

physisorption trapping to occur, the CH₄ or CD₄ molecule must lose some initial kinetic energy when impinging upon the surface. If the energy loss is not efficient enough, the impactor molecule just bounces back. As expected, the sticking probability decreases with an increase in energy as more energy must be lost in the initial condensation in order for sticking to occur.^{37,38} The corrugation of the gas–surface potential for CH₄ and CD₄ is greater on the alkane-covered surface³⁹ than it is on a bare metal substrate.^{40,41} Although our films are thicker than one monolayer, previous rare gas and alkene studies demonstrate that sticking probabilities are enhanced by such adlayers that allow for enhanced energy accommodation.^{39,42} Sticking probabilities are close to unity at low incident velocities for both incident isotopologues before decaying down to 0.85 for both CH₄ and CD₄. There was no strong variation in sticking probabilities between the CH₄ and CD₄ projectiles indicating, overall, very similar energy accommodation.⁴³ This suggests that both phonon creation and translational to intramolecular energy transfer are essentially the same for both CH₄ and CD₄ on the condensed CD₄ film.

However, we note a higher sticking coefficient for CD₄ on CH₄ ice than for CH₄ on CH₄ ice particularly at high incident translational energies (Figure 3). We monitored the amount of adsorbed CH₄ and CD₄ via the intensity of the degenerate ν_4 bending mode^{44–48} to calculate the initial growth rate. To ensure that these measurements were taken during an essentially constant film thickness regime, the IR measurements were completed by adding no more than an additional 0.75 MLs of condensate over <4 min. As shown in Figure 4 for CH₄ and CD₄ beams at 4600 m/s, sticking probability differences between the CH₄ and CD₄ result in a larger amount of CD₄ stuck on the surface after exposure and therefore a higher initial growth rate. Based on the total spectral intensity vs time and, thus, condensed projectile on the surface, we calculated the initial growth rate for each incident velocity. As a consistency check, at the end of the growth exposure, we took an additional King and Wells measurement, which matched the initial sticking probability at the beginning. Taken together, this indicates that the coverage following the

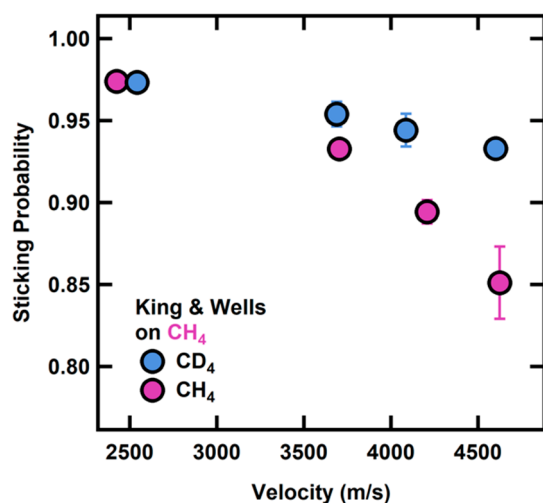


Figure 3. Sticking probabilities for CH_4 and CD_4 on a CH_4 film at 20 K. The sticking probability decreases with increasing velocity, but remains higher for the CD_4 projectile. Error bars represent the standard deviation of at least three measurements on at least three different days.

growth rate is not enough to change the underlying film structure and that RAIRS allows us to determine the amount of CH_4 or CD_4 on the surface. When overlaying this with the initial sticking probability (Figure 4), we confirm that both the King and Wells measurements and infrared spectroscopy of the condensate demonstrate an increased condensation of CD_4 on CH_4 compared to CH_4 on CH_4 .

This isotopic effect increases with increasing translational energy. To understand this, we start by examining the Baule model,⁴⁹ which predicts that a more efficient collision occurs when the gas and surface masses match due to the singularity in

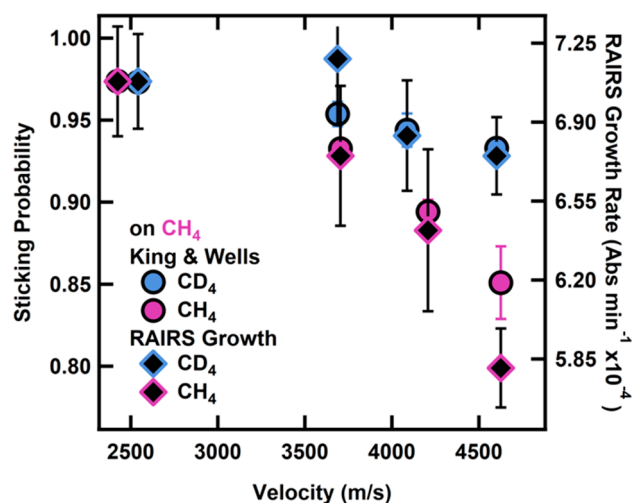


Figure 5. Confirmation of increased condensation of CD_4 on CH_4 in comparison with CH_4 on CH_4 as a function of incident methane velocity. Monitoring of the amount of adsorbed methane via the intensity of the ν_4 bending mode for CH_4 and CD_4 by RAIRS, we calculate the initial growth rate to overlay with the sticking probability. Error bars represent the standard deviation of at least three measurements on at least three different days.

the momentum case. An incident molecule containing mass m and energy E encounters a square well potential of depth D and a surface species of mass M , resulting in an energy transfer (Δ) in the collision:⁴⁰

$$\Delta = \frac{4mM(E + D)}{(M + m)^2}$$

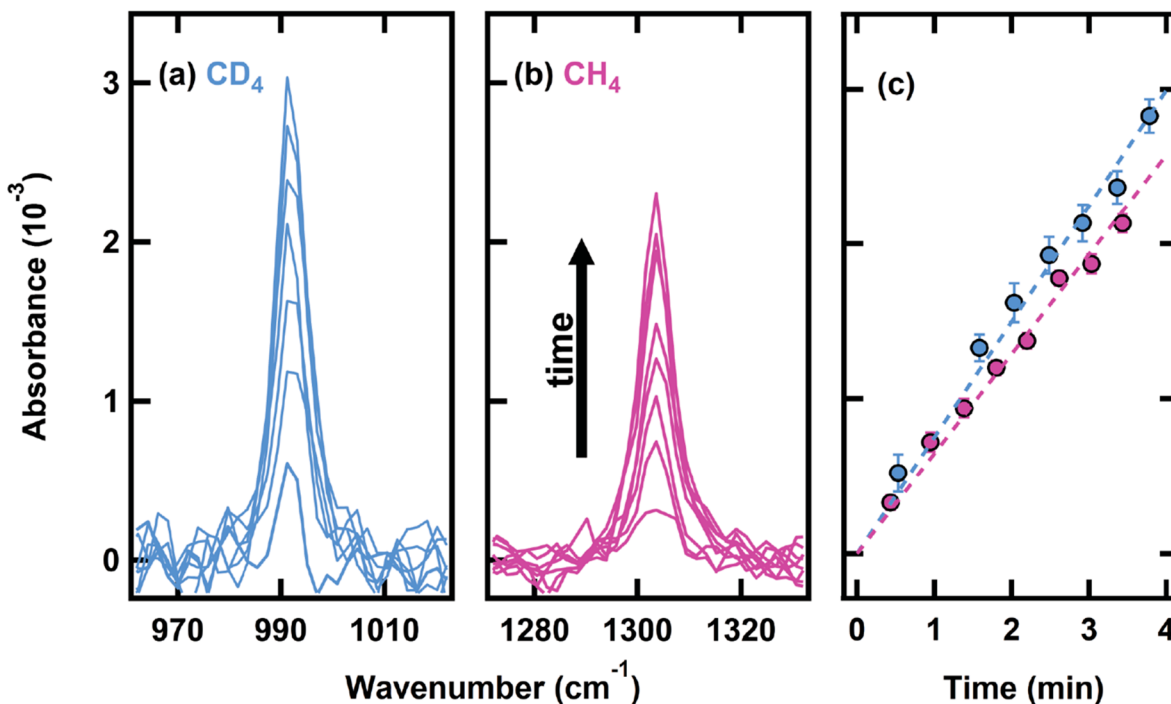


Figure 4. Representative RAIR spectra of CD_4 (a) and CH_4 (b) ν_4 bending mode as a function of exposure time for the highest energy beam (4600 m/s) on a CH_4 surface at 20 K. Spectra were taken approximately every 25 s (c) as a function of intensity to get the initial growth rate. Differences in sticking probability result in an increased amount of CD_4 on the surface and thus a higher growth rate.

For this, we assume that the energy of the incoming molecule is much greater than the well depth of the potential. Thus, for the CH₄ film, the energy transfer for the CD₄ projectile is greater than that of the CH₄, which would generally indicate a higher sticking probability. This model does not account for the density of states of the film or the internal modes of the molecule, as discussed later. These contributions can influence sticking probabilities.^{50,51} Because of the role of these molecular degrees of freedom, complex and multi-phonon interactions^{52,53} between the surface and the incident projectiles CH₄ film and CD₄ clearly need to be taken into consideration, as they are in the MD simulations shown herein.

We performed chemical dynamics simulations using the VENUS MD computer program.^{54,55} Classical trajectories simulated collisions of a beam of CH₄ or CD₄ with the CH₄ or CD₄ surface at a surface temperature of 20 K. Initial conditions for the trajectories were selected to sample the experimental beam's translational and vibrational energy. After collision the trajectories were terminated at 50 ps; CH₄ and CD₄ remaining on the surface were considered trapped. The scattered trajectories are dominated at the level of ~99% by direct scattering rather than those that trap and then desorb.

■ COMPUTATIONAL DETAILS

The potential energy function for the (CH₄)_{beam} and (CH₄)_{surface} on top of a Au(111) crystal is given by

$$V = V_{\text{beam}} + V_{\text{surface}} + V_{\text{beam+surface}}$$

where V_{beam} is the beam CH₄ intramolecular potential. V_{surface} is composed of intramolecular CH₄ potentials (same as V_{beam}) as well as the intermolecular CH₄---CH₄ and Au---CH₄ potentials using the 6–12 Lennard-Jones fashion. Lastly, $V_{\text{beam+surface}}$ is the intermolecular CH₄---CH₄ potential. Each intramolecular CH₄ potential is expressed as a sum of Morse potentials for the C–H stretches and quadratic potentials for the H–C–H bends: the Morse parameters are $D = 112.5$ kcal/mol, $\beta = 1.86$ Å⁻¹, and $r_0 = 1.086$ Å,⁵⁶ and each HCH quadratic bend has $f = 0.585$ mdyne Å/rad² and $\theta = 109.47^\circ$.^{56,57} The methane harmonic frequencies are 3193, 3021, 1583, and 1413 cm⁻¹.

The surface model consists of six methane layers stacked in an AB sequence on top of a layer of gold to form a cubic close-packed structure.⁵⁸ There are 789 CH₄ molecules in alternating layers of 120/143 molecules to so that x and y are each 40 Å for an area of 800 Å for each layer. The total surface height of all the stacked layers is 18 Å, including the gold layer on the bottom. All intermolecular potentials are written as sums of Lennard-Jones two body potentials with a cutoff distance of 10 Å and are summarized in Table 1. For the Au (111) base, $\epsilon_0 = 5.29$ kcal/mol and $\sigma_0 = 2.951$ Å⁵⁹ were used to give an atomic spacing of 2.93 Å, closely matching that determined from STM images of the reconstructed (111) surface.⁶⁰ Our surface contains CH₄

Table 1. Parameters of the Lennard-Jones 12–6 Atom–Atom Interactions

	ϵ_0 (kcal/mol)	σ_0 (Å)
Au–Au	5.29	2.951
C–C	0.1017	3.35
C–H	0.0473	2.99
H–H	0.0097	2.61
Au–C	0.7337	2.99
Au–H	0.0	0.0

spaced by 3.8 Å, which is comparable to calculated CH₄ intermolecular potentials.⁶¹ CH₄---CH₄ intermolecular potentials among all methane molecules (including those in different layers) are written as sums of 6–12 Lennard-Jones two-body potentials and include interactions between carbons and hydrogens.^{62,63} To calculate the Au---CH₄ interaction, we employ standard mixing rules^{59,64} and assume a geometric mean between C and Au to get a $\epsilon_0 = 0.7336$ kcal/mol and $\sigma_0 = 2.99$ Å. Geometry optimization of the surface occurred prior to trajectory simulations to obtain a potential energy minima configuration. Additionally, we note that this is a flat crystalline surface, which a model representation of a local section in the experimental surface topology which in reality may contain domains of small, imperfect crystallites. However, even with this difference, there is qualitatively similar energy-transfer dynamics and thus is appropriate to use for our study.⁶⁵

A microcanonical ensemble averaged intermolecular potential curve for CH₄ approaching to the surface is obtained by averaging the potential energies of randomly oriented CH₄ as a function of CH₄-surface center-of-mass separation parallel to the surface norm.⁶⁶ Such a potential energy minimum is -0.07 eV at a center-of-mass separation of 4.25 Å.

Procedure for the Chemical Dynamics Simulations.

Chemical dynamics simulations were performed by using the VENUS general chemical dynamics computer program.^{54,55} Classical trajectories were used to simulate collisions of a beam of CH₄ or CD₄ with the CH₄ or CD₄ surface. Simulations at each collision energy were performed by using a surface temperature of 20 K. Initial conditions for the trajectories were selected to sample the beam's translational and vibrational energy at the experimental conditions. The selection of initial conditions follows from previous VENUS studies.^{67,68} For each simulation, a beam of colliding molecules was aimed within a circular area. Each trajectory was initialized with a separation of 10 Å between the center of the beam and surface aiming point. For each beam, the initial vibrational quantum states were sampled from Boltzmann distributions at 300, 700, 900, or 1100 K, and the translational energies were determined from the molecular beam velocity distributions (Figure 2). Using the experimental velocities, the CH₄ translational energies were 0.49, 1.16, 1.48, and 1.79 eV and the CD₄ translation energies were 0.67, 1.41, 1.74, and 2.19 eV. Zero-point energy was included in these samplings, and the rotational energy was set to 0 K to match the experimental supersonic molecular beam conditions.

For each trajectory, the gold and bottom three layers were held rigid and acted as anchor layers. Additionally, the mass of carbon atoms in rim CH₄ molecules was artificially increased by 10000 to truncate the surface. Initial conditions for this surface were selected by assigning velocities to the carbon atoms of these layers, sampled from a Maxwell–Boltzmann distribution at 20 K. The surface was equilibrated by a 50 ps molecular dynamics simulation with velocity scaling every 1000 steps and another equilibration without velocity scaling. The trajectories were propagated with a Velocity-Verlet integrator, with a time step of 0.01 fs. Trajectories were terminated when either the distance between the central methane molecule and outgoing product exceeds 30 Å or the total integration exceeds 50 ps. Typically, 750–2000 trajectories were calculated for each ensemble of initial conditions including the surface composition and beam conditions.

Simulation Results. Overall, we find that there is nice agreement between the chemical trajectory simulation results and the experimentally determined sticking probabilities. The

VENUS calculations demonstrate a decrease in sticking probability with increasing incident velocity as well as a difference between CH₄ and CD₄ on a CH₄ surface (Figure 6). Additionally, for the simulated collisions on a CD₄ surface

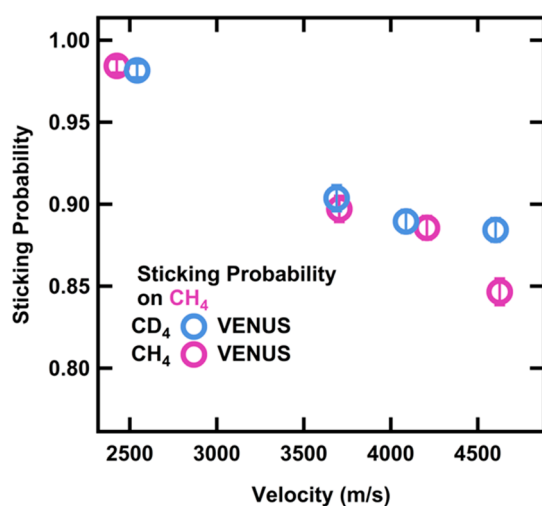


Figure 6. Sticking probabilities calculated from the number of CH₄ and CD₄ direct and physisorption scattering trajectories on a CH₄ layered surface at 20 K. Error bars represent the standard error of at least 750 trajectories for each velocity.

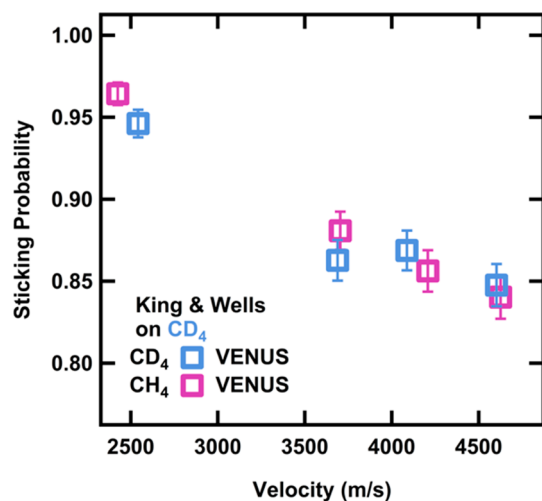


Figure 7. Sticking probabilities calculated from the number of CH₄ and CD₄ direct and physisorption scattering trajectories on a CD₄ layered surface at 20 K. Error bars represent the standard error of at least 750 trajectories for velocity.

(Figure 7), there is no difference in sticking probability, again in agreement with our experimental results. In a more careful comparison to the results shown in Figure 3, the theoretical sticking probability for the CD₄ on the CH₄ surface is slightly lower than the experimental value. This could arise from various effects; for example, Lennard-Jones potentials are not optimized for the repulsive region.⁶⁹

Full details of the energy transfer and chemical dynamics simulations will be discussed in a forthcoming paper to provide a molecular-level understanding of the mechanisms occurring between the methane projectile and the methane surface. When

examining phonon dispersion curves for CH₄ and CD₄,⁷⁰ not only are the CD₄ phonon modes at a lower energy, but there is enhanced translational–rotational coupling.⁷¹ In addition to this coupling, local corrugation of the surface can also influence trajectory paths and therefore energy flow.^{72,73} Full analysis of our molecular dynamics studies will provide necessary insight into lattice vibrations and how energy is efficiently dissipated to trap the methane isotopologues.

To further explore and confirm our experimental results, we consider a beam composed of both CH₄ and CD₄ in a 3:1 ratio; this ratio was not selected to optimize condensation differences, but rather to demonstrate the robust nature of differential sticking. This allows us to quantify the sticking probability as well as condensate composition. While dosing a multilayer film of both CH₄ and CD₄ at 20 K, the integrated area of the degenerate ν_4 mode was tracked over time using RAIRS.^{44–48} Once the condensate reached a self-similar structural steady state of at least 100 layers, at least 10 spectra per experiment on at least three different days were averaged to determine the film composition. As depicted in Figure 8, the condensate composition for the room temperature beam (2200 m/s) is 74.5% CH₄ and 25.5% CD₄. However, as the beam velocities increase, the heavier isotope (CD₄) becomes preferentially adsorbed into the film. Because of increased adsorption into the film, the condensate film structure changed to 73.7% CH₄ and 23.6% CD₄. Overall, by measuring the condensate with RAIRS, we confirm that due to the increased sticking probability of CD₄ on a CH₄ film, we see an increased affinity for CD₄. We demonstrate for our fastest beam (4400 m/s) that there is a $3.12 \pm 0.06\%$ enrichment of CD₄ compared to the room temperature beam (2200 m/s). When taking the individual King and Wells values (Figures 2 and 3) and combining that with the film composition determined from the RAIR spectra, we calculate the sticking probabilities for CH₄ and CD₄ on the mixed film. For the highest velocity beam, these sticking probabilities also result in a CD₄ enrichment of $3.9 \pm 0.02\%$, indicating excellent agreement with the observed condensate enrichment.

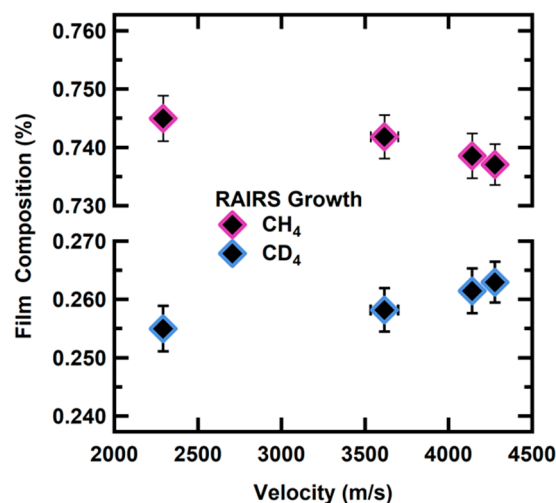


Figure 8. Integrated area of the ν_4 mode for CD₄ and CH₄ demonstrates an enrichment of the heavier isotope (CD₄) into the mixed condensed film at higher beam velocities. Error bars represent the standard deviation of at least 35 steady-state films on at least three different days.

CONCLUSION

We examined the differential sticking probability of CH₄ and CD₄ on CH₄ and CD₄ ices using RAIRS for measuring on-surface gaseous condensation and complementary King and Wells mass spectrometry techniques for monitoring sticking probabilities. We found that as the incident velocity of CH₄ and CD₄ increases (up to 4600 m/s), the sticking probability decreases for both films. Interestingly, we conclude that preferential sticking and condensation occurs for CD₄ when striking the surface in comparison to the outcome for CH₄. This observation was confirmed both experimentally from infrared spectroscopy of the condensation and via mass spectrometric detection of the reflected molecules and theoretically from the gas–surface chemical trajectory simulations. This theoretical model system will be explored in more detail to provide insight into energy transfer and lattice vibrations. Next, we employed a mixed incident supersonic beam composed of both CH₄ and CD₄ in a 3:1 ratio to measure the condensate as well as the sticking probability. When doing so, we see the same effect in the condensed mixed film, supporting an isotopic enrichment of the heavier isotope. Because the Baule model⁷⁴ does not accurately represent this condensed phase system due to its molecular complexity, we propose that enhanced multi-phonon interactions attributable to the film's phonon and rovibrational densities of states and inelastic cross sections including intermolecular energy exchange between the incident CD₄ projectile and the CH₄ film allow for more efficacious gas–surface energy transfer.

In general, these results indicate the importance of understanding gas–surface energy exchange under non-equilibrium conditions at cold substrate temperatures and have important astrophysical and terrestrial implications. Our work demonstrates the importance of film structure and surface lattice coupling to allow for efficient energy transfer and an isotopic enrichment of the heavier isotope (CD₄). The insights gained from gaseous condensation under nonequilibrium conditions are also important for understanding aircraft flight in low-temperature environments. These results also offer a new route for isotope enrichment via the preferential condensation of heavier isotopes and isotopologues during gas–surface collisions under carefully selected substrate, gas-mixture, and incident velocity conditions.

Importantly, our experiments are conducted at low-temperature astrophysical conditions. By experimentally determining initial sticking probability differences between methane and its heavier isotopologue as a function of incident energy, we find that the film composition is important, especially for high-energy projectiles bombarding icy dust grains. Because adsorption is often a first step for many cold temperature reactions occurring on these grains, differences in sticking probabilities have notable implications for allowed reaction probabilities and follow-on events leading to increased molecular complexity. Our work, therefore, not only can explain increased abundance of deuterium in solar system planets^{75,76} but also can be incorporated into astrophysical models of the icy dust grain processes including those in the interstellar region.²

AUTHOR INFORMATION

Corresponding Author

S. J. Sibener – *The James Franck Institute and Department of Chemistry, The University of Chicago, Chicago, Illinois 60637,*

United States; orcid.org/0000-0002-5298-5484;
Email: s-sibener@uchicago.edu

Authors

Michelle R. Brann – *The James Franck Institute and Department of Chemistry, The University of Chicago, Chicago, Illinois 60637, United States*

Stephen P. Hansknecht – *The James Franck Institute and Department of Chemistry, The University of Chicago, Chicago, Illinois 60637, United States*

Xinyou Ma – *The James Franck Institute and Department of Chemistry, The University of Chicago, Chicago, Illinois 60637, United States*; orcid.org/0000-0002-0923-8758

Complete contact information is available at:
<https://pubs.acs.org/10.1021/acs.jpca.1c07826>

Notes

The authors declare no competing financial interest.

ACKNOWLEDGMENTS

This work was supported by the National Science Foundation, Grant CHE-1900188, with focus on interfacial chemical kinetics, and by the Air Force Office of Scientific Research, Grant FA9550-19-1-0324, with focus on the dynamics of energetic gas–surface interactions. The computer simulations were performed on the Midway cluster at the University of Chicago Research Computing Center (RCC). Infrastructure support from the NSF-Materials Research Science and Engineering Center at the University of Chicago, Grant NSF-DMR-2011854, is also gratefully acknowledged.

REFERENCES

- (1) Burke, D. J.; Brown, W. A. Ice in Space: Surface Science Investigations of the Thermal Desorption of Model Interstellar Ices on Dust Grain Analogue Surfaces. *Phys. Chem. Chem. Phys.* **2010**, *12*, 5947–5969.
- (2) Hama, T.; Watanabe, N. Surface Processes on Interstellar Amorphous Solid Water: Adsorption, Diffusion, Tunneling Reactions, and Nuclear-Spin Conversion. *Chem. Rev.* **2013**, *113*, 8783–8839.
- (3) Watanabe, N.; Kouchi, A. Ice Surface Reactions: A Key to Chemical Evolution in Space. *Prog. Surf. Sci.* **2008**, *83*, 439–489.
- (4) Licandro, J.; Pinilla-Alonso, N.; Pedani, M.; Oliva, E.; Tozzi, G. P.; Grundy, W. M. The Methane Ice Rich Surface of Large TNO 2005 FY9: A Pluto-Twin in the Trans-Neptunian Belt? *Astron. Astrophys.* **2006**, *445*, L35–38.
- (5) Merlin, F.; Alvarez-Candal, A.; Delsanti, A.; Fornasier, S.; Barucci, M. A.; Demeo, F. E.; De Bergh, C.; Doressoundiram, A.; Quirico, E.; Schmitt, B. Stratification of Methane Ice on Eris' Surface. *Astron. J.* **2009**, *137*, 315–328.
- (6) Brown, M. E.; Trujillo, C. A.; Rabinowitz, D. L. Discovery of a Planetary-Sized Object in the Scattered Kuiper Belt. *Astrophys. J.* **2005**, *635*, 97–100.
- (7) Licandro, J.; Grundy, W. M.; Pinilla-Alonso, N.; Leisy, P. Visible Spectroscopy of 2003 UB313: Evidence for N₂ Ice on the Surface of the Largest TNO? *Astron. Astrophys.* **2006**, *458*, L5–8.
- (8) Dumas, C.; Merlin, F.; Barucci, M. A.; De Bergh, C.; Hainault, O.; Guilbert, A.; Vernazza, P.; Doressoundiram, A. Surface Composition of the Largest Dwarf Planet 136199 Eris (2003UB 313). *Astron. Astrophys.* **2007**, *471*, 331–334.
- (9) Tokano, T.; McKay, C. P.; Neubauer, F. M.; Atreya, S. K.; Ferri, F.; Fulchignoni, M.; Niemann, H. B. Methane Drizzle on Titan. *Nature* **2006**, *442*, 432–435.
- (10) Owen, T.; Encrenaz, T. Element Abundances and Isotope Ratios in the Giant Planets and Titan. *Space Sci. Rev.* **2003**, *106*, 121–138.
- (11) Merlin, F. New Constraints on the Surface of Pluto. *Astron. Astrophys.* **2015**, *582*, A39–9.

- (12) di Corcia, A.; Liberti, A. Isotope Effect on Physical Adsorption. *Trans. Faraday Soc.* **1970**, *66*, 967–975.
- (13) Bossa, J. B.; Paardekooper, D. M.; Isokoski, K.; Linnartz, H. Methane Ice Photochemistry and Kinetic Study Using Laser Desorption Time-of-Flight Mass Spectrometry at 20 K. *Phys. Chem. Chem. Phys.* **2015**, *17*, 17346–17354.
- (14) Wang, X.; Schultz, A. J.; Halpern, Y. Kinetics of Methane Hydrate Formation from Polycrystalline Deuterated Ice. *J. Phys. Chem. A* **2002**, *106*, 7304–7309.
- (15) Lanzerotti, L. J.; Brown, W. L.; Marcantonio, K. J. Experimental Study of Erosion of Methane Ice by Energetic Ions and Some Considerations for Astrophysics. *Astrophys. J.* **1987**, *313*, 910–919.
- (16) Jones, B. M.; Kaiser, R. I. Application of Reflectron Time-of-Flight Mass Spectrometry in the Analysis of Astrophysically Relevant Ices Exposed to Ionization Radiation: Methane (CH₄) and D₄-Methane (CD₄) as a Case Study. *J. Phys. Chem. Lett.* **2013**, *4*, 1965–1971.
- (17) Boogert, A. C. A.; Gerakines, P. A.; Whittet, D. C. B. Observations of the Icy Universe. *Annu. Rev. Astron. Astrophys.* **2015**, *53*, 541–581.
- (18) Niemann, H. B.; Atreya, S. K.; Bauer, S. J.; Carignan, G. R.; Demick, J. E.; Frost, R. L.; Gautier, D.; Haberman, J. A.; Harpold, D. N.; Hunten, D. M.; et al. The Abundances of Constituents of Titan's Atmosphere from the GCMS Instrument on the Huygens Probe. *Nature* **2005**, *438*, 779–784.
- (19) Abplanalp, M. J.; Góbi, S.; Kaiser, R. I. On the Formation and the Isomer Specific Detection of Methylacetylene (CH₃CCH), Propene (CH₃CHCH₂), Cyclopropane (c-C₃H₆), Vinylacetylene (CH₂CHCCH), and 1,3-Butadiene (CH₂CHCCH) From Interstellar Methane Ice Analogues. *Phys. Chem. Chem. Phys.* **2019**, *21*, 5378–5393.
- (20) Dartois, E.; Deboffle, D. Methane Clathrate Hydrate FTIR Spectrum Implications for Its Cometary and Planetary Detection. *Astron. Astrophys.* **2008**, *490*, 19–22.
- (21) Mousis, O.; Chassefière, E.; Holm, N. G.; Bouquet, A.; Waite, J. H.; Geppert, W. D.; Picaud, S.; Aikawa, Y.; Ali-Dib, M.; Charlou, J.-L.; et al. Methane Clathrates in the Solar System. *Astrobiology* **2015**, *15*, 308–326.
- (22) He, J.; Gao, K.; Vidali, G.; Bennett, C. J.; Kaiser, R. I. Formation of Molecular Hydrogen from Methane Ice. *Astrophys. J.* **2010**, *721*, 1656–1662.
- (23) Sakai, N.; Shirley, Y. L.; Sakai, T.; Hirota, T.; Watanabe, Y.; Yamamoto, S. Tentative Detection of Deuterated Methane toward the Low-Mass Protostar Irs 04368 + 2557 in L1527. *Astrophys. J., Lett.* **2012**, *758*, L4.
- (24) Sakagami, H.; Tachikawa, M.; Ishimoto, T. Theoretical Study of the H/D Isotope Effect of CH₄/CD₄ Adsorption on a Rh(111) Surface Using a Combined Plane Wave and Localized Basis Sets Method. *RSC Adv.* **2021**, *11*, 10253–10257.
- (25) Yaris, R.; Sams, J. R. Quantum Treatment of the Physical Adsorption of Isotopic Species. *J. Chem. Phys.* **1962**, *37*, 571–576.
- (26) King, D. A.; Wells, M. G. Molecular Beam Investigation of Adsorption Kinetics on Bulk Metal Targets: Nitrogen on Tungsten. *Surf. Sci.* **1972**, *29*, 454–482.
- (27) Thompson, R. S.; Brann, M. R.; Sibener, S. J. Sticking Probability of High-Energy Methane on Crystalline, Amorphous, and Porous Amorphous Ice Films. *J. Phys. Chem. C* **2019**, *123*, 17855–17863.
- (28) Gibson, K. D.; Killelea, D. R.; Yuan, H.; Becker, J. S.; Sibener, S. J. Determination of the Sticking Coefficient and Scattering Dynamics of Water on Ice Using Molecular Beam Techniques. *J. Chem. Phys.* **2011**, *134*, 034703.
- (29) Matar, E.; Bergeron, H.; Dulieu, F.; Chaabouni, H.; Accolla, M.; Lemaire, J. L. Gas Temperature Dependent Sticking of Hydrogen on Cold Amorphous Water Ice Surfaces of Interstellar Interest. *J. Chem. Phys.* **2010**, *133*, 104507–10.
- (30) Collings, M. P.; Dever, J. W.; Fraser, H. J.; McCoustra, M. R. S. Laboratory Studies of the Interaction of Carbon Monoxide with Water Ice. *Astrophys. Space Sci.* **2003**, *285*, 633–659.
- (31) Ayotte, P.; Smith, R. S.; Stevenson, K. P.; Dohnálek, Z.; Kimmel, G. A.; Kay, B. D. Effect of Porosity on the Adsorption, Desorption, Trapping, and Release of Volatile Gases by Amorphous Solid Water. *J. Geophys. Res. Planets* **2001**, *106*, 33387–33392.
- (32) He, J.; Acharyya, K.; Vidali, G. Sticking of Molecules on Nonporous Amorphous Water Ice. *Astrophys. J.* **2016**, *823*, S6.
- (33) Batista, E. R.; Ayotte, P.; Bilić, A.; Kay, B. D.; Jónsson, H. What Determines the Sticking Probability of Water Molecules on Ice? *Phys. Rev. Lett.* **2005**, *95*, 223201.
- (34) Stevenson, K. P.; Kimmel, G. A.; Dohnálek, Z.; Smith, R. S.; Kay, B. D. Controlling the Morphology of Amorphous Solid Water. *Science* **1999**, *283*, 1505–1507.
- (35) Gibson, K. D.; Killelea, D. R.; Becker, J. S.; Yuan, H.; Sibener, S. J. Energetic Ballistic Deposition of Volatile Gases into Ice. *Chem. Phys. Lett.* **2012**, *531*, 18–21.
- (36) Brann, M. R.; Thompson, R. S.; Sibener, S. J. Reaction Kinetics and Influence of Film Morphology on the Oxidation of Propene Thin Films by O(³P) Atomic Oxygen. *J. Phys. Chem. C* **2020**, *124*, 7205–7215.
- (37) Park, G. B.; Krüger, B. C.; Borodin, D.; Kitsopoulos, T. N.; Wodtke, A. M. Fundamental Mechanisms for Molecular Energy Conversion and Chemical Reactions at Surfaces. *Rep. Prog. Phys.* **2019**, *82*, 096401.
- (38) Sibener, S. J.; Lee, Y. T. The Internal and Translational Energy Dependence of Molecular Condensation Coefficients: SF₆ and CCl₄. *J. Chem. Phys.* **1994**, *101*, 1693–1703.
- (39) Carlsson, A. F.; Madix, R. J. Alkane Trapping onto Structured Alkane Monolayers on Pt(111) at Low Temperature. *J. Phys. Chem. B* **2000**, *104*, 12237–12249.
- (40) Carlsson, A. F.; Madix, R. J. Trapping of Ar on Well Ordered Ar, Kr, and Xe Overlayers on Pt(111) at 30 K. *Surf. Sci.* **2000**, *470*, 62–80.
- (41) Carlsson, A. F.; Madix, R. J. Dynamics of Argon and Methane Trapping on Pt(111) at 30 and 50 K: Energy Scaling and Coverage Dependence. *Surf. Sci.* **2000**, *458*, 91–105.
- (42) Head-Gordon, M.; Tully, J. C. Competition between Static and Dynamical Effects in Adsorption: Sticking of Ar on Ar-Covered Ru(001). *Surf. Sci.* **1992**, *268*, 113–126.
- (43) Wetterer, S. M.; Lavrich, D. J.; Cummings, T.; Bernasek, S. L.; Scoles, G. Energetics and Kinetics of the Physisorption of Hydrocarbons on Au(111). *J. Phys. Chem. B* **1998**, *102*, 9266–9275.
- (44) Gálvez, Ó.; Maté, B.; Herrero, V. J.; Escibano, R. Spectroscopic Effects in CH₄/H₂O Ices. *Astrophys. J.* **2009**, *703*, 2101–2107.
- (45) Hudson, R. L.; Gerakines, P. A.; Loeffler, M. J. Activation of Weak IR Fundamentals of Two Species of Astrochemical Interest in the T_d Point Group – the Importance of Amorphous Ices. *Phys. Chem. Chem. Phys.* **2015**, *17*, 12545–12552.
- (46) Grundy, W. M.; Schmitt, B.; Quirico, E. The Temperature-Dependent Spectrum of Methane Ice I between 0.7 and 5 Mm and Opportunities for Near-Infrared Remote Thermometry. *Icarus* **2002**, *155*, 486–496.
- (47) Drobyshev, A.; Aldiyarov, A.; Sokolov, D. IR Spectrometric Studies of Thin Film Cryovacuum Condensates of Methane and Methane-Water Mixtures. *Low Temp. Phys.* **2017**, *43*, 409–415.
- (48) Chesters, M. A.; De La Cruz, C.; Gardner, P.; McCash, E. M.; Prentice, J. D.; Sheppard, N. The Infrared Spectra of Some Deuterium-Substituted Ethenes Chemisorbed on Pt(111) and on a Pt/SiO₂ Catalyst. *J. Electron Spectrosc. Relat. Phenom.* **1990**, *54–55*, 739–748.
- (49) Kao, C. L.; Carlsson, A.; Madix, R. J. Mass and Lattice Effects in Trapping: Ar, Kr, and Xe on Pt(111), Pd(111), and Ni(111). *Surf. Sci.* **2004**, *565*, 70–80.
- (50) Morten Hundt, P.; Bisson, R.; Beck, R. D. The Sticking Probability of D₂O-Water on Ice: Isotope Effects and the Influence of Vibrational Excitation. *J. Chem. Phys.* **2012**, *137*, 074701.
- (51) Krivchikov, A. I.; Stachowiak, P.; Pisarska, E.; Jezowski, A. Orientational Isotopic Effects in the Thermal Conductivity of CH₄/CD₄ Solid Solutions. *Low Temp. Phys.* **2007**, *33*, 1061.
- (52) Celli, V.; Himes, D.; Tran, P.; Toennies, J. P.; Wöll, C.; Zhang, G. Multiphonon Processes in Atom-Surface Scattering. *Phys. Rev. Lett.* **1991**, *66*, 3160–3163.

- (53) Braun, J.; Glebov, A.; Graham, A. P.; Menzel, A.; Toennies, J. P. Structure and Phonons of the Ice Surface. *Phys. Rev. Lett.* **1998**, *80*, 2638–2641.
- (54) Hu, X.; Hase, W. L.; Pirraglia, T. Vectorization of the General Monte Carlo Classical Trajectory Program VENUS. *J. Comput. Chem.* **1991**, *12*, 1014–1024.
- (55) Hase, W. L.; Duchovic, R. J.; Hu, X.; Komornicki, A.; Lim, K. F.; Lu, D.-H.; Peslherbe, G. H.; Swamy, K. N.; Vande Linde, S. R.; Varandas, A.; et al. VENUS96: A General Chemical Dynamics Computer Program. *Quantum Chem. Prog. Exch. Bull.* **1996**, *16*, 43.
- (56) Hase, W. L.; Date, N.; Bhuiyan, L. B.; Buckowski, D. G. Energy Transfer in Collisions of Ar with Highly Excited Water and Methane. *J. Phys. Chem.* **1985**, *89*, 2502–2507.
- (57) Duchovic, R. J.; Hase, W. L.; Schlegel, H. B. Analytic Function for the $\text{H} + \text{CH}_3 \rightleftharpoons \text{CH}_4$ Potential Energy Surface. *J. Phys. Chem.* **1984**, *88*, 1339–1347.
- (58) Maynard-Casely, H. E.; Bull, C. L.; Guthrie, M.; Loa, I.; McMahon, M. I.; Gregoryanz, E.; Nelmes, R. J.; Loveday, J. S. The Distorted Close-Packed Crystal Structure of Methane. *J. Chem. Phys.* **2010**, *133*, 064504.
- (59) Heinz, H.; Vaia, R. A.; Farmer, B. L.; Naik, R. R. Accurate Simulation of Surfaces and Interfaces of Face-Centered Cubic Metals Using 12–6 and 9–6 Lennard-Jones Potentials. *J. Phys. Chem. C* **2008**, *112*, 17281–17290.
- (60) Darling, S. B.; Rosenbaum, A. W.; Wang, Y.; Sibener, S. J. Coexistence of the $(23 \times \sqrt{3})$ Au(111) Reconstruction and a Striped Phase Self-Assembled Monolayer. *Langmuir* **2002**, *18*, 7462–7468.
- (61) Hellmann, R.; Bich, E.; Vogel, E. Ab Initio Intermolecular Potential Energy Surface and Second Pressure Virial Coefficients of Methane. *J. Chem. Phys.* **2008**, *128*, 214303.
- (62) Severin, E.S.; Tildesley, D.J. A Methane Molecule Adsorbed on a Graphite Surface. *Mol. Phys.* **1980**, *41*, 1401–1418.
- (63) Phillips, J. M.; Hammerbacher, M. D. Methane Adsorbed on Graphite. I. Intermolecular Potentials and Lattice Sums. *Phys. Rev. B: Condens. Matter Mater. Phys.* **1984**, *29*, 5859–5864.
- (64) Hirschfelder, J. O.; Curtiss, C. F.; Bird, R. B. *Molecular Theory of Gases and Liquids*; Wiley: New York, 1956; Vol. 17.
- (65) Gibson, K. D.; Killelea, D. R.; Yuan, H.; Becker, J. S.; Pratihari, S.; Manikandan, P.; Kohale, S. C.; Hase, W. L.; Sibener, S. J. Scattering of High-Incident-Energy Kr and Xe from Ice: Evidence That a Major Channel Involves Penetration into the Bulk. *J. Phys. Chem. C* **2012**, *116*, 14264–14273.
- (66) Ma, X.; Paul, A. K.; Hase, W. L. Chemical Dynamics Simulations of Benzene Dimer Dissociation. *J. Phys. Chem. A* **2015**, *119*, 6631–6640.
- (67) Hariharan, S.; Majumder, M.; Edel, R.; Grabnic, T.; Sibener, S. J.; Hase, W. L. Exploratory Direct Dynamics Simulations of $^3\text{O}_2$ Reaction with Graphene at High Temperatures. *J. Phys. Chem. C* **2018**, *122*, 29368–29379.
- (68) Majumder, M.; Gibson, K. D.; Sibener, S. J.; Hase, W. L. Chemical Dynamics Simulations and Scattering Experiments for O_2 Collisions with Graphene. *J. Phys. Chem. C* **2018**, *122*, 16048–16059.
- (69) Furue, H.; LeBlanc, J. F.; Pacey, P. D.; Whalen, J. M. Analytical Potential Energy Surface for Methane in Terms of Interatomic Forces. *Chem. Phys.* **1991**, *154*, 425–435.
- (70) Maki, K.; Klein, M. L. Phonon Spectra of Methane Physisorbed on Graphite. *J. Chem. Phys.* **1981**, *74*, 1488–1494.
- (71) Thomas, R. K. Neutron Scattering from Adsorbed Systems. *Prog. Solid State Chem.* **1982**, *14*, 1–93.
- (72) Saecker, M. E.; Nathanson, G. M. Collisions of Protic and Aprotic Gases with Hydrogen Bonding and Hydrocarbon Liquids. *J. Chem. Phys.* **1993**, *99*, 7056.
- (73) DeSimone, A. J.; Olanrewaju, B. O.; Grieves, G. A.; Orlando, T. M. Photodissociation of Methyl Iodide Adsorbed on Low-Temperature Amorphous Ice Surfaces. *J. Chem. Phys.* **2013**, *138*, 084703.
- (74) Morten Hundt, P.; Bisson, R.; Beck, R. D. The Sticking Probability of D_2O -Water on Ice: Isotope Effects and the Influence of Vibrational Excitation. *J. Chem. Phys.* **2012**, *137*, 074701–1–6.
- (75) Owen, T.; Maillard, J. P.; De Bergh, C.; Lutz, B. L. Deuterium on Mars: The Abundance of HDO and the Value of D/H. *Science* **1988**, *240*, 1767–1770.
- (76) McCubbin, F. M.; Barnes, J. J. Origin and Abundances of H_2O in the Terrestrial Planets, Moon, and Asteroids. *Earth Planet. Sci. Lett.* **2019**, *526*, 115771.